

2	Hydraulic Quick Release Couplings	285-320
3	Pneumatic Quick Release Couplings	321-406
4	Monitor & Test	407-446
5	Pneumatic & Vacuum	447-762
6	Push-in Fittings & Tubing	763-918
7	Valves & Actuation	919-1060
8	Ring Main	1061-1136
9	Hose Tails, Adaptors, Fittings & Manifolds	1137-1224
10	Stainless Steel	1225-1332
11	Malleable Iron	1333-1398
12	Hose, Couplings, Ducting & Hose Reels	1399-1510
13	Clips & Clamps	1511-1558
14	Paint, Sprays & Adhesives	1559-1590
15	Blow Guns, Vacuum & Nozzles	1591-1616
16	Fuelling, Lubrication, Wash Down & Misting	1617-1696
17	Compressors & Air Tools	1697-1726
18	Hand Tools & PPE	1727-1765

SECTION 1

Hydraulics

1.01	Hydraulic Hose & Inserts	6-41
1.02	Hose Retention, Sleeves & Cleaning	42-51
1.03	Hydraulic Threaded Adaptors & Flanges	52-108
1.04	Hydraulic Seals & Caps	109-114
1.05	Hydraulic Compression Fittings	115-178
1.06	Tube & Clamps	179-201
1.07	Valves, Pumps & Motors	202-237
1.08	Hydraulic Threaded Valves	238-246
1.09	Test, Flow Filtration & Cooling	247-273
1.10	Lifting Equipment, Spill & Oils	274-284

SECTION 1

1.01 Hydraulic Hose & Inserts

- Hydraulic Hose Range
- Breaker Hose Assemblies, Hose Ferrules
- Hose Connectors
- Interlock Hose Connectors
- Stainless Steel Ferrules
- Stainless Steel Adaptors & Hose Fittings
- Push Style Hose System
- Reusable Fittings



6-41



1.02 Hose Retention, Sleeves & Cleaning

- Retention Systems
- Protective Hose Sleeves
- Hose & Pipe Cleaning Kits
- Service Plugs



42-51



1.03 Hydraulic Threaded Adaptors & Flanges

- Adaptors
- ORFS
- JIC & High Pressure Adaptors
- Stainless Steel Adaptors
- 316 Precision Instrumentation Pipe Fittings
- 10,000 psi 316 Stainless Steel Adaptors
- 37° JIC Stainless Steel Flare Fittings
- SAE Flanges



52-108

havit



1.04 Hydraulic Seals & Caps

- Seals, Plastic Caps & Plugs



109-114



1.05 Hydraulic Compression Fittings

- Component Parts
- Male Stud Couplings
- Male Stud Elbows & Reducing Bushes
- Tube to Tube Couplings
- Banjo Couplings
- Welding Couplings
- Adjustable Stud Couplings
- Swivel Couplings
- Female Stud & Gauge Couplings
- Reducing Couplings
- Din 2353 Body Only Fittings
- Flange Couplings
- Valves
- Standpipe Adaptors
- High Pressure Metric Tube Couplings
- Imperial Compression Fittings
- 316 Stainless Steel Tube Fittings
- Stainless Steel Component Parts
- 316 Stainless Steel Twin Ferrule Tube Fittings (Imperial & Metric)



115-178




1.06 Tubes & Clamps

- Hydraulic Tubing (Imperial & Metric)
- Hydraulic Tube Clamps & Accessories
- Pipe Clamping Systems

RSB Parker

179-201




1.07 Valves, Pumps & Motors

- CETOP Directional Control Valves
- CETOP Manifold & Auxiliary Plates
- Hydraulic Directional Control Valves
- System Stack Valves
- CETOP Valve Coils
- Industrial Vane Pumps
- Hydraulic Piston Pumps
- Gear Pumps
- Gear Motors
- Hand Pumps
- Control Valves

ET PRO VICKERS Roquet

202-237




1.08 Hydraulic Threaded Valves

- Hydraulic Ball Valves
- Non-return Valves
- Flow Control Valves
- Stainless Steel Hydraulic Valves
- Needle Valves
- Diverter Valves
- Threaded Hydraulic Valves

ET PRO

238-246



1.09 Test, Flow Filtration & Cooling

- Hydraulic Filtration
- High Pressure Hydraulic Filtration
- Flow Metering
- Hydraulic Accessories
- Hydraulic Pressure Gauges
- Test Point Couplings
- Hydraulic Oil Coolers

ET PRO Parker spradow UFI

247-273



1.10 Lifting Equipment, Spill & Oils

- Hydraulic Cylinders
- Hydraulic Pumps
- Hydraulic Cylinder Kits
- Hydraulic Tooling & Lifting Accessories
- Bottle Jacks
- Toe Jacks
- Spill Absorbents
- Chemical Spill Absorbents
- Spill Kits, Spill Trays
- Drain Cover, Drum Pallets
- Absorbent Dispensing Station

ET PRO BVA

274-284



HYDRAULIC HOSE RANGE



EN853-1, DIN20022 (Exceeds SAE 100R1AT)

Application:

Medium pressure hydraulic applications

Specification:

DIN 20022, EN853 – 1 Exceeds 100 R1AT

Construction:

Inner tube: oil resistant synthetic rubber (NBR)

Reinforcement: 1 single steel wire braid

Outer cover: oil and weather resistant synthetic rubber

Recommended Fluids:

Hose suitable for petroleum based hydraulic oil and water-glycol based fluids, air and water

NB: For air above 17 bar, the hose cover must be pin-pricked

Available per 1 metre

Smooth cover available on request

Working Temperature:
-40°C to +100°C



EN853-1 DIN 20022 - 2" - 51MM

1 Wire, 100 Metre Coils

0303	ID	OD mm	Max Pressure Bar	Bend Radius mm	Burst Pressure Bar
100R1AT-03-100	3/16"	12.5	250	90	1000
100R1AT-04-100	1/4"	14.1	225	100	900
100R1AT-05-100	5/16"	15.7	215	115	850
100R1AT-06-100	3/8"	18.1	180	130	720
100R1AT-08-100	1/2"	21.4	160	180	640
100R1AT-10-100	5/8"	24.5	130	200	520
100R1AT-12-100	3/4"	28.5	105	240	420
100R1AT-16-100	1"	36.6	88	300	350

Tech Sheet 5001

1 Wire, 40 Metre Coils

0303	ID	OD mm	Max Pressure Bar	Bend Radius mm	Burst Pressure Bar
100R1AT-20-40	1.1/4"	44.8	63	420	250
100R1AT-24-40	1.1/2"	52	50	500	200
100R1AT-32-40	2"	65.9	40	630	160

Tech Sheet 5001

Technical Data

Hydraulic Hose, EN853, DIN20022, SAE100R1AT

Part Number	Size		Working Pressure		Burst Pressure		Bend Radius		Swaging Dimensions		Tail ID Top Tolerance	Tail ID Bottom Tolerance	Swaged No Go	Swaged Go
	mm	inch	bar	psi	bar	psi	Inch	mm	FT3 Type Ferrule	Swage Dia. in mm	mm	mm	mm	mm
100R1AT-03	4.7	3/16	250	3625	1000	14503	3.54	90	FT3-12-03CF	15	2.89	3.05	2.80	2.93
100R1AT-04	6.3	1/4	225	3260	900	13050	3.94	100	FT3-12-04CF	17.8	3.86	3.67	3.67	3.45
100R1AT-05	8	5/16	215	3120	850	12325	4.53	115	FT3-12-05CF	20.5	5.29	5.11	5.11	4.91
100R1AT-06	10	3/8	180	2610	720	10440	5.12	130	FT3-12-06CF	21.6	6.78	6.42	6.42	6.13
100R1AT-08	12.5	1/2	160	2320	640	9280	7.09	180	FT3-12-08CF	24	9.21	8.86	8.86	8.4
100R1AT-10	16	5/8	130	1885	520	7540	7.87	200	FT3-12-10CF	28.7	12.09	11.59	11.59	10.99
100R1AT-12	19	3/4	105	1520	420	6090	9.45	240	FT3-12-12CF	31.3	14.46	13.91	13.91	13.31
100R1AT-16	25	1	88	1280	350	5075	11.81	300	FT3-12-16CF	41	18.89	18.29	18.29	17.68
100R1AT-20	31.5	1.1/4	63	910	250	3625	16.54	420	FT3-12-20CF	48.5	25.4	24.69	24.69	23.8
100R1AT-24	38	1.1/2	50	725	200	2900	19.69	500	FT3-12-24CF	58.5	31.4	30.6	30.6	29.8
100R1AT-32	51	2	40	580	160	2320	24.8	630	FT3-12-32CF	70	41.4	40.6	40.6	30.8

EN853-2, DIN20022 (Exceeds SAE 100R2AT)

Application:

Medium pressure hydraulic applications

Specification:

DIN 20022, EN853-2, exceeds SAE100 R2AT

Construction:

Inner tube: oil resistant synthetic rubber (NBR)

Reinforcement: 2 single steel wire braids

Outer cover: oil and weather resistant synthetic rubber

Recommended Fluids:

Hose suitable for petroleum based hydraulic oil and water-glycol based fluids, air and water

NB: For air above 17 bar, the hose cover must be pin-pricked

Available per 1 metre

Smooth cover available on request

Working Temperature:
-40°C to +100°C



EN853 - 2 - DIN20022 - 51 mm - S

2 Wire, 100 Metre Coils

0303	ID	OD mm	Max Pressure Bar	Bend Radius mm	Burst Pressure Bar
100R2AT-03-100	3/16"	14.1	415	90	1650
100R2AT-04-100	1/4"	15.7	400	100	1600
100R2AT-05-100	5/16"	17.3	350	115	1400
100R2AT-06-100	3/8"	19.7	330	130	1320
100R2AT-08-100	1/2"	23.0	275	180	1100
100R2AT-10-100	5/8"	26.2	250	200	1000
100R2AT-12-100	3/4"	30.1	215	240	850
100R2AT-16-100	1"	38.9	165	300	650
Tech Sheet 5002					

2 Wire, 40 Metre Coils

0303	ID	OD mm	Max Pressure Bar	Bend Radius mm	Burst Pressure Bar
100R2AT-20-40	1.1/4"	49.6	125	420	500
100R2AT-24-40	1.1/2"	56.0	90	500	360
100R2AT-32-40	2"	68.6	80	630	320
Tech Sheet 5002					

Technical Data

Hydraulic Hose, EN853, DIN20022, SAE100R2AT

Part Number	Size		Working Pressure		Burst Pressure		Bend Radius		Swaging Dimensions		Tail ID Top Tolerance	Tail ID Bottom Tolerance	Swaged No Go	Swaged Go
	mm	inch	bar	psi	bar	psi	Inch	mm	FT3 Type Ferrule	Swage Dia. in mm				
100R2AT-03	4.7	3/16	415	6019	1650	23931	3.54	90	FT3-12-03CF	16.4	2.89	3.05	2.80	2.93
100R2AT-04	6.3	1/4	400	5800	1600	23200	3.94	100	FT3-12-04CF	18.1	3.86	3.67	3.67	3.45
100R2AT-05	8	5/16	350	5075	1400	20300	4.53	115	FT3-12-05CF	19.7	5.29	5.11	5.11	4.91
100R2AT-06	10	3/8	330	4785	1320	19140	5.12	130	FT3-12-06CF	22.1	6.78	6.42	6.42	6.13
100R2AT-08	12.5	1/2	275	3990	1100	15950	7.09	180	FT3-12-08CF	24.6	9.21	8.86	8.86	8.4
100R2AT-10	16	5/8	250	3625	1000	14500	7.87	200	FT3-12-10CF	28.2	12.09	11.59	11.59	10.99
100R2AT-12	19	3/4	215	3120	850	12325	9.45	240	FT3-12-12CF	32.5	14.46	13.91	13.91	13.31
100R2AT-16	25	1	165	2390	650	9425	11.81	300	FT3-12-16CF	40.3	18.89	18.29	18.29	17.68
100R2AT-20	31.5	1.1/4	125	1810	500	7250	16.54	420	FT3-12-20CF	51.5	25.4	24.69	24.69	23.8
100R2AT-24	38	1.1/2	90	1305	360	5220	19.69	500	FT3-12-24CF	59.7	31.4	30.6	30.6	29.8
100R2AT-32	51	2	80	1160	320	4640	24.8	630	FT3-12-32CF	73.4	41.4	40.6	40.6	30.8

HYDRAULIC HOSE RANGE



Compact Hydraulic Hose, EN857-1SC

1 Wire Compact Hose

Application:

Medium pressure hydraulic applications with space constraints and greater flexibility is required

Specification:

EN857 - 1SC

Construction:

Inner tube: oil resistant synthetic rubber (NBR)

Reinforcement: 1 single steel wire braid

Outer cover: oil and weather resistant synthetic rubber

Recommended Fluids:

Hose suitable for petroleum based hydraulic oil and water-glycol based fluids, air and water

NB: For air above 17 bar, the hose cover must be pin-pricked

Available per 1 metre

Smooth cover available on request

Working Temperature:
-40°C to +100°C



1SC-04 - EN 857 - 1SC / DN06 - 1

1 Wire, 100 Metre Coils

0303	ID	OD mm	Max Pressure Bar	Bend Radius mm	Burst Pressure Bar
1SC-04-100	1/4"	13.5	225	75	900
1SC-06-100	3/8"	16.9	180	90	720
1SC-08-100	1/2"	20.4	160	130	640
1SC-12-100	3/4"	26.7	105	180	420

Tech Sheet 5003

Technical Data

1 Wire Compact Hose, EN857- 1SC

Part Number	Size		Working Pressure		Burst Pressure		Bend Radius		Swaging Dimensions		Tail ID Top Tolerance	Tail ID Bottom Tolerance	Swaged No Go	Swaged Go
	mm	inch	bar	psi	bar	psi	Inch	mm	FR79 Type Ferrule	Swage Dia. in mm	mm	mm	mm	mm
1SC-04	6.3	1/4	225	3260	900	13050	2.95	75	FR79-04	14.7	3.86	3.67	3.67	3.45
1SC-06	10	3/8	180	2610	720	10440	3.54	90	FR79-06	19	6.78	6.42	6.42	6.13
1SC-08	12.5	1/2	160	2320	640	9280	5.12	130	FR79-08	23.3	9.21	8.86	8.86	8.40
1SC-12	19	3/4	105	1520	420	6090	7.09	180	FR79-12	30.8	14.46	13.91	13.91	13.31



For full range of Danfoss Waltech couplings see pages 115-137

Compact Hydraulic Hose, EN857-2SC

2 Wire Compact Hose

Application:

Medium pressure hydraulic applications with space constraints and greater flexibility is required

Specification:

EN857 – 2SC

Construction:

Inner tube: oil resistant synthetic rubber (NBR)

Reinforcement: 2 single steel wire braids

Outer cover: oil and weather resistant synthetic rubber

Recommended Fluids:

Hose suitable for petroleum based hydraulic oil and water-glycol based fluids, air and water

NB: For air above 17 bar, the hose cover must be pin-pricked

Available per 1 metre

Smooth cover available on request

Working Temperature:
-40°C to +100°C



2SC-04 - EN 857 - 2SC / ISO 112

2 Wire, 100 Metre Coils

0303	ID	OD mm	Max Pressure Bar	Bend Radius mm	Burst Pressure Bar
2SC-04-100	1/4"	14.2	400	75	1600
2SC-06-100	3/8"	18.3	330	90	1320
2SC-08-100	1/2"	21.5	275	130	1100
2SC-12-100	3/4"	28.6	215	200	860
2SC-16-100	1"	36.6	165	250	660

Tech Sheet 5004

Technical Data

2 Wire Compact Hose, EN857- 2SC

Part Number	Size		Working Pressure		Burst Pressure		Bend Radius		Swaging Dimensions		Tail ID Top Tolerance	Tail ID Bottom Tolerance	Swaged No Go	Swaged Go
	mm	inch	bar	psi	bar	psi	Inch	mm	F2SC Type Ferrule	Swage Dia. in mm	mm	mm	mm	mm
2SC-04	6.3	1/4	400	5800	1600	23200	2.95	75	F2SC-04	17.6	3.86	3.67	3.67	3.45
2SC-06	10	3/8	330	4785	1320	19140	3.54	90	F2SC-06	20.5	5.29	5.11	5.11	4.91
2SC-08	12.5	1/2	275	3990	1100	15950	5.12	130	F2SC-08	24.3	6.78	6.42	6.42	6.13
2SC-12	19	3/4	214	3120	860	12470	7.86	200	F2SC-12	31.5	9.20	8.86	8.86	8.40
2SC-16	25	1	165	2390	660	9570	9.84	250	F2SC-16	39	18.89	18.29	18.29	17.68



For Fire Sleeves
see pages 44-45



HYDRAULIC HOSE RANGE



MSHA Approved, EN853, DIN20022 (Exceeds SAE 100R2AT)

2 Wire Compact Hose

Application:

Medium pressure hydraulic applications were MSHA approval and certification is required

Specification:

MSHA Approved, DIN 20022, EN853 – 2SN, exceeds SAE100 R2AT

Construction:

Inner tube: oil resistant synthetic rubber (NBR)
Reinforcement: 2 single steel wire braids
Outer cover: MSHA approved oil and weather resistant synthetic rubber

Recommended Fluids:

Hose suitable for petroleum based hydraulic oil and water-glycol based fluids, air and water

NB: For air above 17 bar, the hose cover must be pin-pricked

Available per 1 metre
Smooth cover available on request

Working Temperature:
-40°C to +100°C



MSHA - EN853-2 - DIN 20022 - E

2 Wire, 100 Metre Coils

0303	ID	OD mm	Max Pressure Bar	Bend Radius mm	Burst Pressure Bar
MSHAR2AT-04-100	1/4"	15.7	400	100	1600
MSHAR2AT-06-100	3/8"	19.7	330	125	1320
MSHAR2AT-08-100	1/2"	23.1	275	180	1100

Tech Sheet 5015

2 Wire, 50 Metre Coils

0303	ID	OD mm	Max Pressure Bar	Bend Radius mm	Burst Pressure Bar
MSHAR2AT-12-50	3/4"	30.2	215	240	850
MSHAR2AT-16-50	1"	38.9	165	300	650

Tech Sheet 5015

Technical Data

Hydraulic Hose, MSHA R2AT

Part Number	Size		Working Pressure		Burst Pressure		Bend Radius		Swaging Dimensions		Tail ID Top Tolerance	Tail ID Bottom Tolerance	Swaged No Go	Swaged Go
	mm	inch	bar	psi	bar	psi	Inch	mm	FT3 Type Ferrule	Swage Dia. in mm	mm	mm	mm	mm
MSHAR2AT-04	6.3	1/4	400	5800	1600	23200	3.94	10	FT3-12-04CF	19.1	3.86	3.67	3.67	3.45
MSHAR2AT-06	10	3/8	330	4785	1320	19140	5.12	130	FT3-12-06CF	22	6.78	6.42	6.42	6.13
MSHAR2AT-08	12.5	1/2	275	3990	1100	15950	7.09	180	FT3-12-08CF	24.5	9.21	8.86	8.86	8.40
MSHAR2AT-12	19	3/4	215	3120	850	12325	9.45	240	FT3-12-12CF	32	14.46	13.91	13.91	13.31
MSHAR2AT-16	25	1	165	2390	650	9425	11.81	300	FT3-12-16CF	41	18.89	18.29	18.29	17.68
MSHAR2AT-20	31.5	1.1/4	125	1810	500	7250	16.54	420	FT3-12-20CF	51.5	25.40	24.69	24.69	23.8
MSHAR2AT-24	38	1.1/2	90	1305	360	5220	19.69	500	FT3-12-24CF	59.7	31.40	30.60	30.60	29.80
MSHAR2AT-32	51	2	80	1160	320	4640	24.80	630	FT3-12-32CF	73.4	41.40	40.60	40.60	30.80

Multi Spiral, EN856-4SP

Standard hydraulic adaptors do not adhere to the working pressure of multi spiral hose. Please use KR500 Hydraulic Adaptors for high pressure and multi spiral applications.

Application:

High pressure hydraulic applications

Specification:

EN856-4SP

Construction:

Inner tube: oil resistant synthetic rubber (NBR)

Reinforcement: 4 high tensile steel spirals

Outer cover: oil and weather resistant synthetic rubber

NB: External skive required

Recommended Fluids:

Hose suitable for petroleum based hydraulic oil and water-glycol based fluids, air and water

Available per 1 metre

Smooth cover available on request

Working Temperature:
-40°C to +100°C



1/4" DN6 450 BAR / 6525 PSI (EN

40 Metre Coils

0303	ID	OD mm	Max Pressure Bar	Bend Radius mm	Burst Pressure Bar
4SP-04-40	1/4"	18.7	450	150	1800
4SP-06-40	3/8"	22.2	445	180	1780
4SP-08-40	1/2"	25.4	415	230	1660
4SP-10-40	5/8"	29.0	350	250	1400
4SP-12-40	3/4"	33.0	350	300	1480
4SP-16-40	1"	40.9	280	340	1120
4SP-20-40	1.1/4"	52.4	210	460	840
4SP-24-40	1.1/2"	58.8	185	560	740
4SP-32-40	2"	71.4	165	660	660

Tech Sheet 5006

Technical Data

Multi Spiral Hydraulic Hose, EN856-4SP

Part Number	Size		Working Pressure		Burst Pressure		Bend Radius		Swaging Dimensions		Tail ID Top Tolerance	Tail ID Bottom Tolerance	Skive Length JMF56 in mm	Skive Length JMF57 in mm	Swaged No Go	Swaged Go
	mm	inch	bar	psi	bar	psi	Inch	mm	JMF57 Type Ferrule	Swage Dia. in mm	mm	mm	External	External	mm	mm
4SP-04	6.3	1/4	450	6525	1800	26100	5.91	150								
4SP-06	10	3/8	445	6450	1780	25810	7.09	180	JMF57-06CF	23	6.78	6.42	27	—	6.42	6.13
4SP-08	12.5	1/2	415	6020	1660	24070	9.06	230	JMF57-08CF	26.5	9.21	8.86	28	32	8.86	8.40
4SP-10	16	5/8	350	5075	1400	20300	9.84	250	JMF57-10CF	29.7	12.09	11.59	33	—	11.59	10.99
4SP-12	19	3/4	350	5075	1480	21460	11.81	300	JMF57-12CF	34	14.46	13.91	32	40	13.91	13.31
4SP-16	25	1	280	4060	1120	16240	13.39	340	JMF57-16CF	43	18.89	18.29	42	48	18.29	17.68
4SP-20	31.5	1.1/4	210	3045	840	12180	18.11	460	JMF57-20CF	53	25.40	24.69	48	55	24.69	23.80
4SP-24	38	1.1/2	185	2680	740	10730	22.05	560	JMF57-24CF	60.5	31.40	30.60	60	68	30.60	29.80
4SP-32	51	2	165	2390	660	9570	25.98	660	JMF57-32CF	74.5	41.40	40.60	61	73	40.60	30.80

HYDRAULIC HOSE RANGE



Multi Spiral, EN856-4SH

Application:

High pressure hydraulic applications, for use with interlock fittings

Specification:

EN856-4SH

Construction:

Inner tube: oil resistant synthetic rubber (NBR)
Reinforcement: 4 high tensile steel spirals
Outer cover: oil and weather resistant synthetic rubber

NB: External and internal skive required

Recommended Fluids:

Hose suitable for petroleum based hydraulic oil and water-glycol based fluids, air and water

° Working Temperature:

-40°C to +100°C



3/4" DN19 420 BAR / 6090 PSI (E)

40 Metre Coils

0303	ID	OD mm	Max Pressure Bar	Bend Radius mm	Burst Pressure Bar
4SH-12-40	3/4"	33.0	420	280	1680
4SH-16-40	1"	39.9	380	340	1520

Tech Sheet 5007


Technical Data

Multi Spiral Hydraulic Hose, EN856-4SH

Part Number	Size		Working Pressure		Burst Pressure		Bend Radius		Tail ID Top Tolerance	Tail ID Bottom Tolerance	Swaging Dimensions		Skive Length in mm		Swaged No Go	Swaged Go
	mm	inch	bar	psi	bar	psi	Inch	mm	mm	mm	JMF4SH Type Ferrule	Swage Dia. in mm	Internal	External	mm	mm
4SH-12	19	3/4	420	6090	1680	24360	11.02	280	14.46	13.91	JMF4SH-12CF	35.1	16	43	13.91	13.31
4SH-16	25	1	380	5510	1520	22040	13.39	340	18.89	18.29	JMF4SH-16CF	43.4	18	59	18.29	17.68

Other sizes available on request.

A minimum order quantity will apply. Lead times will be given at point of enquiry



For full range of Hydraulic QRC's see pages 289-320

Thermoplastic, SAE 100R7

100R7 Hose

Application:

Thermoplastic hose with perforated cover for use on medium pressure hydraulic applications.

Specification: SAE100 R7

Construction:

Inner tube: thermoplastic elastomer

Reinforcement: 2 single textile yarn braids

Outer cover: high abrasion resistant polyurethane

Recommended Fluids:

Hose suitable for petroleum based hydraulic oil and water-glycol based fluids, lubricating oils, solvent and gas transfer

Available per 1 metre

Working Temperature:

-40°C to +100°C.



75 Metre Coils

0303	ID	OD mm	Max Pressure Bar	Bend Radius mm	Burst Pressure Bar
100R7-03-75	3/16"	10.8	210	75	840
100R7-04-75	1/4"	13.0	210	100	840
100R7-05-75	5/16"	15.1	175	115	700
100R7-06-75	3/8"	17.0	155	125	620
100R7-08-75	1/2"	20.7	140	175	560

Tech Sheet 5011

25 Metre Coils

0303	ID	OD mm	Max Pressure Bar	Bend Radius mm	Burst Pressure Bar
100R7-03-25	3/16"	10.8	210	75	840
100R7-04-25	1/4"	13.0	210	100	840
100R7-05-25	5/16"	15.1	175	115	700
100R7-06-25	3/8"	17.0	155	125	620
100R7-08-25	1/2"	20.7	140	175	560

Tech Sheet 5011

Twin Line Thermoplastic, SAE 100R7

100R7 Twin Hose

Application:

Thermoplastic hose with perforated cover for use on medium pressure hydraulic applications.

Specification: SAE100 R7

Construction:

Inner tube: thermoplastic elastomer

Reinforcement: 2 single textile yarn braids

Outer cover: high abrasion resistant polyurethane

Recommended Fluids:

Hose suitable for petroleum based hydraulic oil and water-glycol based fluids, lubricating oils, solvent and gas transfer

Available per 1 metre

Working Temperature:

-40°C to +100°C.



75 Metre Coils

0303	ID	OD mm	Max Pressure Bar	Bend Radius mm	Burst Pressure Bar
100R7-04-75-TWIN	1/4"	13.0	210	100	840
100R7-05-75-TWIN	5/16"	15.1	175	115	700
100R7-06-75-TWIN	3/8"	17.0	155	125	620
100R7-08-75-TWIN	1/2"	20.7	140	175	560

Tech Sheet 5011

25 Metre Coils

0303	ID	OD mm	Max Pressure Bar	Bend Radius mm	Burst Pressure Bar
100R7-04-25-TWIN	1/4"	13.0	210	100	840
100R7-05-25-TWIN	5/16"	15.1	175	115	700
100R7-06-25-TWIN	3/8"	17.0	155	125	620
100R7-08-25-TWIN	1/2"	20.7	140	175	560

Tech Sheet 5011

Technical Data

Thermoplastic, SAE 100R7

Part Number	Size			OD mm	Working Pressure			Burst Pressure			Bend Radius mm	Weight Kg/mtr	Swaging Dimensions	
	mm	inch	SAE		Mpa	psi	bar	Mpa	psi	bar			FR79 Type Ferrules	Swage Dia. in mm
100R7-03	5	3/16"	-3	10.8	20.7	3000	210	82.7	12000	840	75	0.046	100R7-03	12.25
100R7-04	6.3	1/4"	-4	13	20.7	3000	210	82.7	12000	840	100	0.057	100R7-04	14.7
100R7-05	8	5/16"	-5	15.1	17.2	2500	175	68.9	10000	700	115	0.069	100R7-05	17
100R7-06	10	3/8"	-6	17	15.5	2250	155	62.1	9000	620	125	0.095	100R7-06	19.4
100R7-08	12.5	1/2"	-8	20.7	13.8	2000	140	55.2	8000	560	175	0.141	100R7-08	23.8

HYDRAULIC HOSE RANGE



Oil Suction & Delivery Hose

Application:

General low pressure suction and delivery applications

Construction:

Inner tube: oil resistant synthetic rubber (NBR)

Reinforcement: woven textile yarn braids with a suitable spiral of steel to prevent collapse under vacuum

Outer cover: oil and weather resistant synthetic rubber

Recommended Fluids:

Hose suitable for petroleum based hydraulic oil and water-glycol based fluids, lubricating oils, air and water

Available per 1 metre

**Working Temperature:**

-40°C to +100°C

**Maximum Working Pressure:**

10 bar



100R4 - 3/4" OIL SUCTION & DE

10 Metre Coils

0303	ID mm	OD mm	Max Pressure Bar	Bend Radius mm	Burst Pressure Bar
100R4-19-10	19	31	10	125	30
100R4-25-10	25	38	10	150	30
100R4-32-10	32	46	10	200	30
100R4-38-10	38	52	10	255	30
100R4-51-10	51	64	10	300	30
100R4-64-10	64	81	10	355	30
100R4-76-10	76	93	10	460	30
100R4-89-10	89	109	10	530	30
100R4-102-10	102	122	10	610	30
100R4-115-10	115	135	10	625	30
100R4-127-10	127	148	10	750	30
100R4-152-10	152	180	10	960	30

Tech Sheet 5012

20 Metre Coils

0303	ID mm	OD mm	Max Pressure Bar	Bend Radius mm	Burst Pressure Bar
100R4-19-20	19	31	10	125	30
100R4-25-20	25	38	10	150	30
100R4-32-20	32	46	10	200	30
100R4-38-20	38	52	10	255	30
100R4-51-20	51	64	10	300	30
100R4-64-20	64	81	10	355	30
100R4-76-20	76	93	10	460	30
100R4-89-20	89	109	10	530	30
100R4-102-20	102	122	10	610	30
100R4-127-20	127	148	10	750	30
100R4-152-20	152	180	10	960	30

Tech Sheet 5012

40 Metre Coils

0303	ID mm	OD mm	Max Pressure Bar	Bend Radius mm	Burst Pressure Bar
100R4-19-40	19	31	10	125	30
100R4-25-40	25	38	10	150	30
100R4-32-40	32	46	10	200	30
100R4-38-40	38	52	10	255	30
100R4-51-40	51	64	10	300	30

Tech Sheet 5012

Technical Data

Oil Suction & Delivery Hose, 100R4

Part Number	Size	ID mm	OD mm	Working Pressure		Burst Pressure		Vacuum Pressure bar	Bend Radius mm	Weight gr/m
	Inch			bar	psi	bar	psi			
100R4-19	3/4"	19	30	10	145	30	450	-0.92	90	600
100R4-25	1"	25.4	35	10	145	30	450	-0.92	110	650
100R4-32	1.1/4"	32	42	10	145	30	450	-0.92	140	835
100R4-38	1.1/2"	38	48	10	145	30	450	-0.92	170	1050
100R4-51	2"	50.8	61	10	145	30	450	-0.92	250	1495
100R4-64	2.1/2"	63.5	74	10	145	30	450	-0.92	310	2010
100R4-76	3"	76.2	87	10	145	30	450	-0.92	380	2337
100R4-89	3.1/2"	90	102	10	145	30	450	-0.92	450	2940
100R4-102	4"	101.6	115	10	145	30	450	-0.92	510	3440
100R4-127	5"	127	145	10	145	30	450	-0.92	650	6195
100R4-152	6"	152	170	10	145	30	450	-0.92	752	7050

1/2" EN853-2 Breaker Hoses

Comprising of 2 x 6 metre clamped together lengths of high quality 1/2" EN853-2 hydraulic hose, complete with 1/2" BSPP male end fittings.



1/2" BSPP Male x Male, 6 Metre

0400

BH08-08M08M-06MT

Tech Sheet 20002

Comprising of 2 x 9 metre clamped together lengths of high quality 1/2" EN853-2 hydraulic hose, complete with 1/2" BSPP male end fittings.



1/2" BSPP Male x Male, 9 Metre

0400

BH08-08M08M-09MT

Tech Sheet 20002

Comprising of 2 x 6 metre clamped together lengths of high quality 1/2" EN853-2 hydraulic hose, complete with 2 sets of flat face QRCs.



Flat Face Quick Release Couplings, 6 Metre

0400

BH08-08Q08P-06MT

Tech Sheet 20002

Other lengths available on request

Comprising of 2 x 9 metre clamped together lengths of high quality 1/2" EN853-2 hydraulic hose, complete with 2 sets of flat face QRCs.



Flat Face Quick Release Couplings, 9 Metre

0400

BH08-08Q08P-09MT

Tech Sheet 20002

Leader hoses comprising of 2 x 0.5 metre clamped together lengths of high quality 1/2" EN853-2 hydraulic hose, complete with 1 set of flat face QRCs one end and 1/2" BSPP males the other.



Leader Hose, Flat Face QRC x 1/2" BSPP Male, 0.5 Metre

0400

BH08-08Q08M-.5MT

Tech Sheet 20002

HYDRAULIC HOSE FERRULES



Ferrules



R1AT & R2AT Dual, Non-skive

0309	To Suit Hose ID
FT3-12-03CF	3/16"
FT3-12-04CF	1/4"
FT3-12-05CF	5/16"
FT3-12-06CF	3/8"
FT3-12-08CF	1/2"
FT3-12-10CF	5/8"
FT3-12-12CF	3/4"
FT3-12-16CF	1"
FT3-12-20CF	1.1/4"
FT3-12-24CF	1.1/2"
FT3-12-32CF	2"

Tech Sheet 3152



2SC

0309	To Suit Hose ID
F2SC-04	1/4"
F2SC-06	3/8"
F2SC-08	1/2"
F2SC-12	3/4"
F2SC-16	1"

Tech Sheet 3152



4SP Multi Spiral

0309	To Suit Hose ID
JMF57-06CF	3/8"
JMF57-08CF	1/2"
JMF57-10CF	5/8"
JMF57-12CF	3/4"
JMF57-16CF	1"
JMF57-20CF	1.1/4"
JMF57-24CF	1.1/2"
JMF57-32CF	2"

Tech Sheet 3152



R7, R8 & 1SC

0309	To Suit Hose ID
FR79-03	3/16"
FR79-04	1/4"
FR79-05	5/16"
FR79-06	3/8"
FR79-08	1/2"
FR79-12	3/4"

Tech Sheet 3152



R4

0309	To Suit Hose ID
R4F2-12	3/4"
R4F2-16	1"
R4F2-20	1.1/4"
R4F2-24	1.1/2"
R4F2-32	2"

Tech Sheet 3152



PTFE, Smooth & Convuluted Bore

0309	To Suit Hose ID
PTFEF-03	3/16"
PTFEF-04	1/4"
PTFEF-05	5/16"
PTFEF-06	3/8"
PTFEF-08	1/2"
PTFEF-10	5/8"
PTFEF-12	3/4"
PTFEF-16	1"

Tech Sheet 3152



4SH

0309	To Suit Hose ID
JMF4SH-12CF	3/4"
JMF4SH-16CF	1"

Tech Sheet 3152

Go/No Go Gauge

Hydraulic hose collapse mandrels are used to check if the ferrules have collapsed enough after swaging. By placing this mandrel inside the fittings orifice after swaging, if it is not possible to push all the way through, the ferrule has been swagged enough. If it is still possible to push the mandrel all the way through, the ferrule needs swaging more.



Collapse Mandrel

0499	To Suit Hose ID
HOSEMAND-14	1/4"
HOSEMAND-38	3/8"
HOSEMAND-12	1/2"
HOSEMAND-58	5/8"
HOSEMAND-34	3/4"
HOSEMAND-1	1"

For all swage guide settings
see Tech Sheets.

BSP

Hexavalent chromium free plating

Male, 60° Cone Inserts, BSPP



0309	Thread	To Suit Hose ID
BM0203CF	1/8"	3/16"
BM0204CF	1/8"	1/4"
BM0403CF	1/4"	3/16"
BM0404CF	1/4"	1/4"
BM0405CF	1/4"	5/16"
BM0406CF	1/4"	3/8"
BM0604CF	3/8"	1/4"
BM0605CF	3/8"	5/16"
BM0606CF	3/8"	3/8"
BM0608CF	3/8"	1/2"
BM0804CF	1/2"	1/4"
BM0806CF	1/2"	3/8"
BM0808CF	1/2"	1/2"
BM0810CF	1/2"	5/8"
BM1008CF	5/8"	1/2"
BM1010CF	5/8"	5/8"
BM1208CF	3/4"	1/2"
BM1210CF	3/4"	5/8"
BM1212CF	3/4"	3/4"
BM1612CF	1"	3/4"
BM1616CF	1"	1"
BM2016CF	1.1/4"	1"
BM2020CF	1.1/4"	1.1/4"
BM2420CF	1.1/2"	1.1/4"
BM2424CF	1.1/2"	1.1/2"
BM3232CF	2"	2"

Swivel Female, 60° Cone Inserts, BSPP



0309	Thread	To Suit Hose ID
BF0203CF	1/8"	3/16"
BF0204CF	1/8"	1/4"
BF0206CF	1/8"	3/8"
BF0403CF	1/4"	3/16"
BF0404CF	1/4"	1/4"
BF0405CF	1/4"	5/16"
BF0406CF	1/4"	3/8"
BF0604CF	3/8"	1/4"
BF0605CF	3/8"	5/16"
BF0606CF	3/8"	3/8"
BF0608CF	3/8"	1/2"
BF0804CF	1/2"	1/4"
BF0805CF	1/2"	5/16"
BF0806CF	1/2"	3/8"
BF0808CF	1/2"	1/2"
BF1008CF	5/8"	1/2"
BF1010CF	5/8"	5/8"
BF1208CF	3/4"	1/2"
BF1210CF	3/4"	5/8"
BF1212CF	3/4"	3/4"
BF1612CF	1"	3/4"
BF1616CF	1"	1"
BF2016CF	1.1/4"	1"
BF2020CF	1.1/4"	1.1/4"
BF2420CF	1.1/2"	1.1/4"
BF2424CF	1.1/2"	1.1/2"
BF3232CF	2"	2"

Female Swept 90°, 60° Cone Inserts, BSPP



0309	Thread	To Suit Hose ID
BF029003CF	1/8"	3/16"
BF029004CF	1/8"	1/4"
BF049003CF	1/4"	3/16"
BF049004CF	1/4"	1/4"
BF049005CF	1/4"	5/16"
BF049006CF	1/4"	3/8"
BF069004CF	3/8"	1/4"
BF069005CF	3/8"	5/16"
BF069006CF	3/8"	3/8"
BF069008CF	3/8"	1/2"
BF089006CF	1/2"	3/8"
BF089008CF	1/2"	1/2"
BF109008CF	5/8"	1/2"
BF109010CF	5/8"	5/8"
BF129008CF	3/4"	1/2"
BF129010CF	3/4"	5/8"
BF129012CF	3/4"	3/4"
BF169012CF	1"	3/4"
BF169016CF	1"	1"
BF209016CF	1.1/4"	1"
BF209020CF	1.1/4"	1.1/4"
BF249020CF	1.1/2"	1.1/4"
BF249024CF	1.1/2"	1.1/2"
BF329032CF	2"	2"

Female 45°, 60° Cone Inserts, BSPP



0309	Thread	To Suit Hose ID
BF024503CF	1/8"	3/16"
BF024504CF	1/8"	1/4"
BF044503CF	1/4"	3/16"
BF044504CF	1/4"	1/4"
BF044505CF	1/4"	5/16"
BF064504CF	3/8"	1/4"
BF064505CF	3/8"	5/16"
BF064506CF	3/8"	3/8"
BF064508CF	3/8"	1/2"
BF084506CF	1/2"	3/8"
BF084508CF	1/2"	1/2"
BF084510CF	1/2"	5/8"
BF104505CF	5/8"	5/16"
BF104508CF	5/8"	1/2"
BF104510CF	5/8"	5/8"
BF124508CF	3/4"	1/2"
BF124510CF	3/4"	5/8"
BF124512CF	3/4"	3/4"
BF164516CF	1"	1"
BF204520CF	1.1/4"	1.1/4"
BF244524CF	1.1/2"	1.1/2"
BF324532CF	2"	2"

Female 90° Compact, 60° Cone Inserts, BSPP



0309	Thread	To Suit Hose ID
BF0490C04CF	1/4"	1/4"
BF0690C06CF	3/8"	3/8"
BF0890C08CF	1/2"	1/2"
BF1290C12CF	3/4"	3/4"
BF1690C16CF	1"	1"

HYDRAULIC HOSE CONNECTORS



BSP

Hexavalent chromium free plating

Flat Faced, Female Inserts,
BSPP

0309	Thread	To Suit Hose ID
BFF0404CF	1/4"	1/4"
BFF0406CF	1/4"	3/8"
BFF0604CF	3/8"	1/4"
BFF0605CF	3/8"	5/16"
BFF0606CF	3/8"	3/8"
BFF0608CF	3/8"	1/2"
BFF0806CF	1/2"	3/8"
BFF0808CF	1/2"	1/2"
BFF1008CF	5/8"	1/2"
BFF1010CF	5/8"	5/8"
BFF1208CF	3/4"	1/2"
BFF1210CF	3/4"	5/8"
BFF1212CF	3/4"	3/4"
BFF1612CF	1"	3/4"
BFF1616CF	1"	1"
BFF2020CF	1.1/4"	1.1/4"
BFF2424CF	1.1/2"	1.1/2"
BFF3232CF	2"	2"

Flat Faced, Female Swept 45° Elbow,
BSPP

0309	Thread	To Suit Hose ID
BFF044504CF	1/4"	1/4"
BFF064506CF	3/8"	3/8"
BFF084508CF	1/2"	1/2"
BFF124512CF	3/4"	3/4"
BFF164516CF	1"	1"

Flat Faced, Female Swept
90° Elbow, BSPP

0309	Thread	To Suit Hose ID
BFF049004CF	1/4"	1/4"
BFF069006CF	3/8"	3/8"
BFF089008CF	1/2"	1/2"
BFF129012CF	3/4"	3/4"
BFF169016CF	1"	1"

Female O-Ring Face,
60° Cone Inserts, BSPP


0309	Thread	To Suit Hose ID
BF0404CF-OR	1/4"	1/4"
BF0604CF-OR	3/8"	1/4"
BF0606CF-OR	3/8"	3/8"
BF0806CF-OR	1/2"	3/8"
BF0808CF-OR	1/2"	1/2"
BF1008CF-OR	5/8"	1/2"
BF1010CF-OR	5/8"	5/8"
BF1212CF-OR	3/4"	3/4"
BF1616CF-OR	1"	1"

Taper Male Inserts,
BSPT

0309	Thread	To Suit Hose ID
BMT0203CF	1/8"	3/16"
BMT0204CF	1/8"	1/4"
BMT0403CF	1/4"	3/16"
BMT0404CF	1/4"	1/4"
BMT0405CF	1/4"	5/16"
BMT0406CF	1/4"	3/8"
BMT0604CF	3/8"	1/4"
BMT0605CF	3/8"	5/16"
BMT0606CF	3/8"	3/8"
BMT0608CF	3/8"	1/2"
BMT0806CF	1/2"	3/8"
BMT0808CF	1/2"	1/2"
BMT0810CF	1/2"	5/8"
BMT1010CF	5/8"	5/8"
BMT1208CF	3/4"	1/2"
BMT1210CF	3/4"	5/8"
BMT1212CF	3/4"	3/4"
BMT1612CF	1"	3/4"
BMT1616CF	1"	1"
BMT2016CF	1.1/4"	1"
BMT2020CF	1.1/4"	1.1/4"
BMT2420CF	1.1/2"	1.1/4"
BMT2424CF	1.1/2"	1.1/2"
BMT3224CF	2"	1.1/2"
BMT3232CF	2"	2"

BURNETT & HILLMAN
HYDRAULIC ADAPTOR UK MANUFACTURER

For Hydraulic Adaptors
see pages 52-81



JIC

Hexavalent chromium free plating



JIC 37° Male Inserts

0309	Thread	To Suit Hose ID
JM0403CF	7/16"	3/16"
JM0404CF	7/16"	1/4"
JM0504CF	1/2"	1/4"
JM0505CF	1/2"	5/16"
JM0604CF	9/16"	1/4"
JM0605CF	9/16"	5/16"
JM0606CF	9/16"	3/8"
JM0608CF	9/16"	1/2"
JM0805CF	3/4"	5/16"
JM0806CF	3/4"	3/8"
JM0808CF	3/4"	1/2"
JM1006CF	7/8"	3/8"
JM1008CF	7/8"	1/2"
JM1010CF	7/8"	5/8"
JM1012CF	7/8"	3/4"
JM1208CF	3/4"	1/2"
JM1210CF	1.1/16"	5/8"
JM1212CF	1.1/16"	3/4"
JM1216CF	1.1/16"	1"
JM1412CF	1.3/16"	3/4"
JM1416CF	1.3/16"	1"
JM1612CF	1.5/16"	3/4"
JM1616CF	1.5/16"	1"
JM2016CF	1.5/8"	1"
JM2020CF	1.5/8"	1.1/4"
JM2420CF	1.7/8"	1.1/4"
JM2424CF	1.7/8"	1.1/2"
JM3232CF	2.1/2"	2"



JIC 37° Swivel Female Inserts

0309	Thread	To Suit Hose ID
JF0403CF	7/16"	3/16"
JF0404CF	7/16"	1/4"
JF0406CF	7/16"	3/8"
JF0503CF	1/2"	3/16"
JF0504CF	1/2"	1/4"
JF0505CF	1/2"	5/16"
JF0506CF	1/2"	3/8"
JF0604CF	9/16"	1/4"
JF0605CF	9/16"	5/16"
JF0606CF	9/16"	3/8"
JF0805CF	3/4"	5/16"
JF0806CF	3/4"	3/8"
JF0808CF	3/4"	1/2"
JF1006CF	7/8"	3/8"
JF1008CF	7/8"	1/2"
JF1010CF	7/8"	5/8"
JF1012CF	7/8"	3/4"
JF1208CF	1.1/16"	1/2"
JF1210CF	1.1/16"	5/8"
JF1212CF	1.1/16"	3/4"
JF1216CF	1.1/16"	1"
JF1412CF	1.3/16"	3/4"
JF1416CF	1.3/16"	1"
JF1612CF	1.5/16"	3/4"
JF1616CF	1.5/16"	1"
JF2016CF	1.5/8"	1"
JF2020CF	1.5/8"	1.1/4"
JF2420CF	1.7/8"	1.1/4"
JF2424CF	1.7/8"	1.1/2"
JF3232CF	2.1/2"	2"



JIC 37° Female Swept Elbow Inserts

0309	Thread	To Suit Hose ID
JF049003CF	7/16"	3/16"
JF049004CF	7/16"	1/4"
JF059003CF	1/2"	3/16"
JF059004CF	1/2"	1/4"
JF059005CF	1/2"	5/16"
JF059006CF	1/2"	3/8"
JF069004CF	9/16"	1/4"
JF069005CF	9/16"	5/16"
JF069006CF	9/16"	3/8"
JF089005CF	3/4"	5/16"
JF089006CF	3/4"	3/8"
JF089008CF	3/4"	1/2"
JF109006CF	7/8"	3/8"
JF109008CF	7/8"	1/2"
JF109010CF	7/8"	5/8"
JF109012CF	7/8"	3/4"
JF129008CF	1.1/16"	1/2"
JF129010CF	1.1/16"	5/8"
JF129012CF	1.1/16"	3/4"
JF129016CF	1.1/16"	1"
JF149012CF	1.3/16"	3/4"
JF149016CF	1.3/16"	1"
JF169012CF	1.5/16"	3/4"
JF169016CF	1.5/16"	1"
JF209016CF	1.5/8"	1"
JF209020CF	1.5/8"	1.1/4"
JF249020CF	1.7/8"	1.1/4"
JF249024CF	1.7/8"	1.1/2"
JF329032CF	2.1/2"	2"

JIC 37° Female Swept Elbow Inserts

0309	Thread	To Suit Hose ID
JF044503CF	7/16"	3/16"
JF044504CF	7/16"	1/4"
JF054504CF	1/2"	1/4"
JF054505CF	1/2"	5/16"
JF054506CF	1/2"	3/8"
JF064504CF	9/16"	1/4"
JF064505CF	9/16"	5/16"
JF064506CF	9/16"	3/8"
JF084506CF	3/4"	3/8"
JF084508CF	3/4"	1/2"
JF104506CF	7/8"	3/8"
JF104508CF	7/8"	1/2"
JF104510CF	7/8"	5/8"



0309	Thread	To Suit Hose ID
JF104512CF	7/8"	3/4"
JF124508CF	1.1/16"	1/2"
JF124510CF	1.1/16"	5/8"
JF124512CF	1.1/16"	3/4"
JF124516CF	1.1/16"	1"
JF144512CF	1.3/16"	3/4"
JF144516CF	1.3/16"	1"
JF164512CF	1.5/16"	3/4"
JF164516CF	1.5/16"	1"
JF204516CF	1.5/8"	1"
JF204520CF	1.5/8"	1.1/4"
JF244524CF	1.7/8"	1.1/2"
JF324532CF	2.1/2"	2"



JIC 37° Female Compact 90° Elbow Inserts

0309	Thread	To Suit Hose ID
JF0490K04CF	7/16"	1/4"
JF0690K04CF	9/16"	1/4"
JF0690K06CF	9/16"	3/8"
JF0890K06CF	3/4"	3/8"
JF0890K08CF	3/4"	1/2"
JF1090K08CF	7/8"	1/2"
JF1090K10CF	7/8"	5/8"
JF1290K12CF	1.1/16"	3/4"
JF1690K16CF	1.5/16"	1"

HYDRAULIC HOSE CONNECTORS



Metric Light Series

Hexavalent chromium free plating



Metric Male 24° Cone Seat, L Series, DIN 3853

0309	Thread	To Suit Hose ID	Size
HMML03-M12CF	M12 x 1.5	3/16"	6L
HMML04-M12CF	M12 x 1.5	1/4"	6L
HMML04-M14CF	M14 x 1.5	1/4"	8L
HMML04-M16CF	M16 x 1.5	1/4"	10L
HMML04-M18CF	M18 x 1.5	1/4"	12L
HMML05-M14CF	M14 x 1.5	5/16"	8L
HMML05-M16CF	M16 x 1.5	5/16"	10L
HMML05-M18CF	M18 x 1.5	5/16"	12L
HMML05-M22CF	M22 x 1.5	5/16"	15L
HMML06-M16CF	M16 x 1.5	3/8"	10L
HMML06-M18CF	M18 x 1.5	3/8"	12L
HMML06-M22CF	M22 x 1.5	3/8"	15L
HMML08-M18CF	M18 x 1.5	1/2"	12L
HMML08-M22CF	M22 x 1.5	1/2"	15L
HMML08-M26CF	M26 x 1.5	1/2"	18L
HMML10-M22CF	M22 x 1.5	5/8"	15L
HMML10-M26CF	M26 x 1.5	5/8"	18L
HMML10-M30CF	M30 x 2	5/8"	22L
HMML12-M26CF	M26 x 1.5	3/4"	18L
HMML12-M30CF	M30 x 2	3/4"	22L
HMML16-M36CF	M36 x 2	1"	28L
HMML20-M45CF	M45 x 2	1.1/4"	35L
HMML24-M45CF	M45 x 2	1.1/2"	35L
HMML24-M52CF	M52 x 2	1.1/2"	42L



Metric Female 24° Cone Seat, L Series with O-Ring, DIN 3865

0309	Thread	To Suit Hose ID	Size
HMFL03-M12CF	M12 x 1.5	3/16"	6L
HMFL04-M12CF	M12 x 1.5	1/4"	6L
HMFL04-M14CF	M14 x 1.5	1/4"	8L
HMFL04-M16CF	M16 x 1.5	1/4"	10L
HMFL04-M18CF	M18 x 1.5	1/4"	12L
HMFL06-M16CF	M16 x 1.5	3/8"	10L
HMFL05-M16CF	M16 x 1.5	5/16"	10L
HMFL06-M18CF	M18 x 1.5	3/8"	12L
HMFL06-M22CF	M22 x 1.5	3/8"	15L
HMFL08-M22CF	M22 x 1.5	1/2"	15L
HMFL08-M26CF	M26 x 1.5	1/2"	18L
HMFL10-M26CF	M26 x 1.5	5/8"	18L
HMFL10-M30CF	M30 x 1.5	5/8"	22L
HMFL12-M30CF	M30 x 2	3/4"	22L
HMFL12-M36CF	M36 x 2	3/4"	28L
HMFL16-M36CF	M36 x 2	1"	28L
HMFL20-M45CF	M45 x 2	1.1/4"	35L
HMFL24-M52CF	M52 x 2	1.1/2"	42L



90° Metric Female 24° Cone Seat, L Series with O-Ring, DIN 3853

0309	Thread	To Suit Hose ID	Size
HMFL0390-M12CF	M12 x 1.5	3/16"	6L
HMFL0490-M12CF	M12 x 1.5	1/4"	6L
HMFL0490-M14CF	M14 x 1.5	1/4"	8L
HMFL0490-M16CF	M16 x 1.5	1/4"	10L
HMFL0490-M18CF	M18 x 1.5	1/4"	12L
HMFL0590-M18CF	M18 x 1.5	5/16"	12L
HMFL0690-M16CF	M16 x 1.5	3/8"	10L
HMFL0690-M18CF	M18 x 1.5	3/8"	12L
HMFL0890-M22CF	M22 x 1.5	1/2"	15L
HMFL0890-M26CF	M26 x 1.5	1/2"	18L
HMFL1090-M26CF	M26 x 1.5	5/8"	18L
HMFL1090-M30CF	M30 x 2	5/8"	22L
HMFL1290-M26CF	M26 x 1.5	3/4"	18L
HMFL1290-M30CF	M30 x 2	3/4"	22L
HMFL1690-M36CF	M36 x 2	1"	28L
HMFL2090-M45CF	M45 x 2	1.1/4"	35L
HMFL2490-M52CF	M52 x 2	1.1/2"	42L



45° Metric Female 24° Cone Seat, L Series with O-Ring, DIN 3865

0309	Thread	To Suit Hose ID	Size
HMFL03-45-M12CF	M12 x 1.5	3/16"	6L
HMFL04-45-M12CF	M12 x 1.5	1/4"	6L
HMFL04-45-M14CF	M14 x 1.5	1/4"	8L
HMFL04-45-M16CF	M16 x 1.5	1/4"	10L
HMFL05-45-M16CF	M16 x 1.5	5/16"	10L
HMFL05-45-M18CF	M18 x 1.5	5/16"	12L
HMFL06-45-M16CF	M16 x 1.5	3/8"	10L
HMFL06-45-M18CF	M18 x 1.5	3/8"	12L
HMFL08-45-M22CF	M22 x 1.5	1/2"	15L
HMFL08-45-M26CF	M26 x 1.5	1/2"	18L
HMFL10-45-M26CF	M26 x 1.5	5/8"	18L
HMFL12-45-M30CF	M30 x 2	3/4"	22L
HMFL16-45-M36CF	M36 x 2	1"	28L
HMFL20-45-M45CF	M45 x 2	1.1/4"	35L
HMFL24-45-M52CF	M52 x 2	1.1/2"	42L

Standpipe, L Series



0309	OD mm	To Suit Hose ID
HSSP04-06CF	6	1/4"
HSSP04-08CF	8	1/4"
HSSP06-10CF	10	3/8"
HSSP06-12CF	12	3/8"
HSSP06-15CF	15	3/8"
HSSP08-15CF	15	1/2"
HSSP08-18CF	18	1/2"
HSSP10-18CF	18	5/8"
HSSP10-22CF	22	5/8"
HSSP12-22CF	22	3/4"
HSSP16-28CF	28	1"
HSSP20-35CF	35	1.1/4"
HSSP24-42CF	42	1.1/2"



45° Standpipe, L Series

0309	OD mm	To Suit Hose ID
HSP04-45-06CF	6	1/4"
HSP05-45-08CF	8	5/16"
HSP06-45-08CF	8	3/8"
HSP05-45-10CF	10	5/16"
HSP06-45-10CF	10	3/8"
HSP06-45-12CF	12	3/8"
HSP06-45-15CF	15	3/8"
HSP08-45-15CF	15	1/2"
HSP08-45-18CF	18	1/2"
HSP10-45-18CF	18	5/8"
HSP10-45-22CF	22	5/8"
HSP12-45-22CF	22	3/4"
HSP16-45-28CF	28	1"
HSP20-45-35CF	35	1.1/4"



90° Standpipe, L Series

0309	OD mm	To Suit Hose ID
HSP04-90-06CF	6	1/4"
HSP04-90-08CF	8	1/4"
HSP06-90-10CF	10	3/8"
HSP06-90-12CF	12	3/8"
HSP08-90-15CF	15	1/2"
HSP08-90-18CF	18	1/2"
HSP10-90-18CF	18	5/8"
HSP12-90-22CF	22	3/4"
HSP16-90-28CF	28	1"
HSP20-90-35CF	35	1.1/4"

Metric Heavy Series

Hexavalent chromium free plating



Metric Male 24° Cone Seat, S Series, DIN 3865

0309	Thread	To Suit Hose ID	Size
HMMS03-M16CF	M16 x 1.5	3/16"	8S
HMMS04-M14CF	M14 x 1.5	1/4"	6S
HMMS04-M16CF	M16 x 1.5	1/4"	8S
HMMS04-M18CF	M18 x 1.5	1/4"	10S
HMMS05-M18CF	M18 x 1.5	5/16"	10S
HMMS05-M20CF	M20 x 1.5	5/16"	12S
HMMS06-M18CF	M18 x 1.5	3/8"	10S
HMMS06-M20CF	M20 x 1.5	3/8"	12S
HMMS06-M22CF	M22 x 1.5	3/8"	14S
HMMS06-M24CF	M24 x 1.5	3/8"	16S
HMMS08-M24CF	M24 x 1.5	1/2"	16S
HMMS10-M30CF	M30 x 2	5/8"	20S
HMMS12-M30CF	M30 x 2	3/4"	20S
HMMS12-M36CF	M36 x 2	3/4"	25S
HMMS16-M36CF	M36 x 1.5	1"	25S
HMMS16-M42CF	M42 x 2	1"	30S
HMMS20-M42CF	M42 x 2	1.1/4"	30S
HMMS20-M52CF	M52 x 2	1.1/4"	38S
HMMS24-M52CF	M52 x 2	1.1/2"	38S



Metric Female 24° Cone Seat, S Series, DIN 3865

0309	Thread	To Suit Hose ID	Size
HMFS03-M16CF	M16 x 1.5	3/16"	8S
HMFS04-M14CF	M14 x 1.5	1/4"	6S
HMFS04-M16CF	M16 x 1.5	1/4"	8S
HMFS04-M18CF	M18 x 1.5	1/4"	10S
HMFS05-M18CF	M18 x 1.5	5/16"	10S
HMFS05-M20CF	M20 x 1.5	5/16"	12S
HMFS06-M16CF	M16 x 1.5	3/8"	8S
HMFS06-M18CF	M18 x 1.5	3/8"	10S
HMFS06-M20CF	M20 x 1.5	3/8"	12S
HMFS06-M22CF	M22 x 1.5	3/8"	14S
HMFS08-M24CF	M24 x 1.5	1/2"	14S
HMFS08-M30CF	M30 x 2	1/2"	20S
HMFS10-M24CF	M24 x 1.5	5/8"	16S
HMFS10-M30CF	M30 x 2	5/8"	20S
HMFS12-M30CF	M30 x 2	3/4"	20S
HMFS12-M36CF	M36 x 2	3/4"	25S
HMFS16-M36CF	M36 x 2	1"	25S
HMFS16-M42CF	M42 x 2	1"	30S
HMFS20-M52CF	M52 x 2	1.1/4"	38S
HMFS24-M52CF	M52 x 2	1.1/2"	38S



90° Metric Female 24° Cone Seat, S Series, DIN 3865

0309	Thread	To Suit Hose ID	Size
HMFS0390-M16CF	M16 x 1.5	3/16"	8S
HMFS0490-M14CF	M14 x 1.5	1/4"	6S
HMFS0490-M16CF	M16 x 1.5	1/4"	8S
HMFS0490-M18CF	M18 x 1.5	1/4"	10S
HMFS0490-M20CF	M20 x 1.5	1/4"	12S
HMFS0590-M18CF	M18 x 1.5	5/16"	10S
HMFS0590-M20CF	M20 x 1.5	5/16"	12S
HMFS0690-M18CF	M18 x 1.5	3/8"	10S
HMFS0690-M20CF	M20 x 1.5	3/8"	12S
HMFS0690-M22CF	M22 x 1.5	3/8"	14S
HMFS0890-M24CF	M24 x 1.5	1/2"	16S
HMFS1090-M24CF	M24 x 1.5	5/8"	16S
HMFS1090-M30CF	M30 x 2	5/8"	20S
HMFS1290-M30CF	M30 x 2	3/4"	20S
HMFS1290-M36CF	M36 x 2	3/4"	25S
HMFS1690-M36CF	M36 x 2	1"	25S
HMFS1690-M42CF	M42 x 2	1"	30S
HMFS2090-M52CF	M52 x 2	1.1/4"	38S
HMFS2490-M52CF	M52 x 2	1.1/2"	38S



45° Metric Female 24° Cone Seat, S Series, DIN 3865

0309	Thread	To Suit Hose ID	Size
HMFS03-45-M16CF	M16 x 1.5	3/16"	8S
HMFS04-45-M14CF	M14 x 1.5	1/4"	6S
HMFS04-45-M16CF	M16 x 1.5	1/4"	8S
HMFS04-45-M18CF	M18 x 1.5	1/4"	10S
HMFS05-45-M18CF	M18 x 1.5	5/16"	10S
HMFS05-45-M20CF	M20 x 1.5	5/16"	12S
HMFS06-45-M20CF	M20 x 1.5	3/8"	12S
HMFS06-45-M22CF	M22 x 1.5	3/8"	14S
HMFS08-45-M24CF	M24 x 1.5	1/2"	16S
HMFS10-45-M30CF	M30 x 2	5/8"	20S
HMFS12-45-M30CF	M30 x 2	3/4"	20S
HMFS12-45-M36CF	M36 x 2	3/4"	25S
HMFS16-45-M36CF	M36 x 2	1"	25S
HMFS16-45-M42CF	M42 x 2	1"	30S
HMFS20-45-M52CF	M52 x 2	1.1/4"	38S
HMFS24-45-M52CF	M52 x 2	1.1/2"	38S

Standpipe, S Series



0309	OD mm	To Suit Hose ID
HSSP04-10CF	10	1/4"
HSSP06-14CF	14	3/8"
HSSP08-16CF	16	1/2"
HSSP10-20CF	20	5/8"
HSSP12-20CF	20	3/4"
HSSP16-25CF	25	3/4"
HSSP16-25CF	25	1"
HSSP16-30CF	30	1"
HSSP20-38CF	38	1.1/4"



45° Standpipe, S Series

0309	OD mm	To Suit Hose ID
HSSP04-45-08CF	8	1/4"
HSSP04-45-10CF	10	1/4"
HSSP04-45-12CF	12	1/4"
HSSP05-45-12CF	12	5/16"
HSSP06-45-14CF	14	3/8"
HSSP08-45-14CF	14	1/2"
HSSP08-45-16CF	16	1/2"
HSSP10-45-16CF	16	5/8"
HSSP10-45-20CF	20	5/8"
HSSP12-45-20CF	20	3/4"
HSSP12-45-25CF	25	3/4"
HSSP16-45-25CF	25	1"
HSSP16-45-30CF	30	1"
HSSP16-45-38CF	38	1"
HSSP20-45-30CF	30	1.1/4"
HSSP20-45-38CF	38	1.1/4"



90° Standpipe, S Series

0309	OD mm	To Suit Hose ID
HSSP04-90-08CF	8	1/4"
HSSP04-90-10CF	10	1/4"
HSSP06-90-14CF	14	3/8"
HSSP08-90-16CF	16	1/2"
HSSP10-90-20CF	20	5/8"
HSSP12-90-20CF	20	3/4"
HSSP12-90-25CF	25	3/4"
HSSP16-90-25CF	25	1"
HSSP16-90-30CF	30	1"

HYDRAULIC HOSE CONNECTORS

ORFS

Hexavalent chromium free plating



ORFS Male (O-Ring Face)

0309	Thread	To Suit Hose ID
ORFSM0404CF	9/16"	1/4"
ORFSM0604CF	11/16"	1/4"
ORFSM0605CF	11/16"	5/16"
ORFSM0606CF	11/16"	3/8"
ORFSM0806CF	13/16"	3/8"
ORFSM0808CF	13/16"	1/2"
ORFSM1008CF	1"	1/2"
ORFSM1010CF	1"	5/8"
ORFSM1208CF	1.3/16"	1/2"
ORFSM1210CF	1.3/16"	5/8"
ORFSM1212CF	1.3/16"	3/4"
ORFSM1612CF	1.7/16"	3/4"
ORFSM1616CF	1.7/16"	1"
ORFSM2020CF	1.11/16"	1.1/4"
ORFSM2424CF	2"	1.1/2"



ORFS Female 45° Elbow Inserts

0309	Thread	To Suit Hose ID
ORFSF044504CF	9/16"	1/4"
ORFSF064504CF	11/16"	1/4"
ORFSF064505CF	11/16"	5/16"
ORFSF064506CF	11/16"	3/8"
ORFSF084506CF	13/16"	3/8"
ORFSF084508CF	13/16"	1/2"
ORFSF104508CF	1"	1/2"
ORFSF104510CF	1"	5/8"
ORFSF104512CF	1"	3/4"
ORFSF124508CF	1.3/16"	1/2"
ORFSF124510CF	1.3/16"	5/8"
ORFSF124512CF	1.3/16"	3/4"
ORFSF164512CF	1.7/16"	3/4"
ORFSF164516CF	1.7/16"	1"
ORFSF204520CF	1.11/16"	1.1/4"
ORFSF244524CF	2"	1.1/2"



ORFS Female Insert

0309	Thread	To Suit Hose ID
ORFSF0404CF	9/16"	1/4"
ORFSF0604CF	11/16"	1/4"
ORFSF0605CF	11/16"	5/16"
ORFSF0606CF	11/16"	3/8"
ORFSF0806CF	13/16"	3/8"
ORFSF0808CF	13/16"	1/2"
ORFSF1008CF	1"	1/2"
ORFSF1010CF	1"	5/8"
ORFSF1012CF	1"	3/4"
ORFSF1208CF	1.3/16"	1/2"
ORFSF1210CF	1.3/16"	5/8"
ORFSF1212CF	1.3/16"	3/4"
ORFSF1612CF	1.7/16"	3/4"
ORFSF1616CF	1.7/16"	1"
ORFSF2020CF	1.11/16"	1.1/4"
ORFSF2424CF	2"	1.1/2"



ORFS Female 90° Elbow Insert

0309	Thread	To Suit Hose ID
ORFSF049004CF	9/16"	1/4"
ORFSF069004CF	11/16"	1/4"
ORFSF069005CF	11/16"	5/16"
ORFSF069006CF	11/16"	3/8"
ORFSF089006CF	13/16"	3/8"
ORFSF089008CF	13/16"	1/2"
ORFSF109008CF	1"	1/2"
ORFSF109010CF	1"	5/8"
ORFSF109012CF	1"	3/4"
ORFSF129008CF	1.3/16"	1/2"
ORFSF129010CF	1.3/16"	5/8"
ORFSF129012CF	1.3/16"	3/4"
ORFSF169012CF	1.7/16"	3/4"
ORFSF169016CF	1.7/16"	1"
ORFSF209016CF	1.11/16"	1"
ORFSF209020CF	1.11/16"	1.1/4"
ORFSF249024CF	2"	1.1/2"

Banjos

Hexavalent chromium free plating



BSPP Banjo Bolts

0309	Thread
BB02CF	1/8"
BB04CF	1/4"
BB06CF	3/8"
BB08CF	1/2"
BB10CF	5/8"
BB12CF	3/4"
BB16CF	1"



BSPP Banjo Inserts

0309	To Suit Bolt Thread	To Suit Hose ID
B0203CF	1/8"	3/16"
B0204CF	1/8"	1/4"
B0403CF	1/4"	3/16"
B0404CF	1/4"	1/4"
B0405CF	1/4"	5/16"
B0406CF	1/4"	3/8"
B0604CF	3/8"	1/4"
B0605CF	3/8"	5/16"
B0606CF	3/8"	3/8"
B0608CF	3/8"	1/2"
B0806CF	1/2"	3/8"
B0808CF	1/2"	1/2"
B1008CF	5/8"	1/2"
B1010CF	5/8"	5/8"
B1210CF	3/4"	5/8"
B1212CF	3/4"	3/4"
B1612CF	1"	3/4"
B1616CF	1"	1"

Metric Banjo Bolts

0309	Thread
BBJM-10-15	M10 x 1.0
BBJM-12-15	M12 x 1.5
BBJM-14-15	M14 x 1.5
BBJM-16-15	M16 x 1.5
BBJM-18-15	M18 x 1.5
BBJM-20-15	M20 x 1.5
BBJM-22-15	M22 x 1.5
BBJM-26-15	M26 x 1.5
BBJM-30-15	M30 x 1.5



Metric Banjo Inserts

0309	To Suit Bolt Thread	To Suit Hose ID
BJM-03-10	M10 x 1.0	3/16"
BJM-03-12	M12 x 1.5	3/16"
BJM-04-10	M10 x 1.5	1/4"
BJM-04-12	M12 x 1.5	1/4"
BJM-04-14	M14 x 1.5	1/4"
BJM-05-14	M14 x 1.5	5/16"
BJM-05-16	M16 x 1.5	5/16"
BJM-05-18	M18 x 1.5	5/16"
BJM-06-14	M14 x 1.5	3/8"
BJM-06-16	M16 x 1.5	3/8"
BJM-06-18	M18 x 1.5	3/8"
BJM-06-22	M22 x 1.5	3/8"
BJM-08-16	M16 x 1.5	1/2"
BJM-08-18	M18 x 1.5	1/2"
BJM-08-22	M22 x 1.5	1/2"
BJM-10-22	M22 x 1.5	5/8"
BJM-10-26	M26 x 1.5	5/8"
BJM-12-22	M22 x 1.5	3/4"
BJM-12-26	M26 x 1.5	3/4"
BJM-16-30	M30 x 1.5	1"

NPT



Male Inserts

0309	Thread	To Suit Hose ID
NPTM0203CF	1/8"	3/16"
NPTM0204CF	1/8"	1/4"
NPTM0403CF	1/4"	3/16"
NPTM0404CF	1/4"	1/4"
NPTM0405CF	1/4"	5/16"
NPTM0406CF	1/4"	3/8"
NPTM0604CF	3/8"	1/4"
NPTM0605CF	3/8"	5/16"
NPTM0606CF	3/8"	3/8"
NPTM0608CF	3/8"	1/2"
NPTM0805CF	1/2"	5/16"
NPTM0806CF	1/2"	3/8"
NPTM0808CF	1/2"	1/2"
NPTM0810CF	1/2"	5/8"
NPTM0812CF	1/2"	3/4"
NPTM1208CF	3/4"	1/2"
NPTM1210CF	3/4"	5/8"
NPTM1212CF	3/4"	3/4"
NPTM1616CF	1"	1"
NPTM1620CF	1"	1.1/4"
NPTM2016CF	1.1/4"	1"
NPTM2020CF	1.1/4"	1.1/4"
NPTM2424CF	1.1/2"	1.1/2"
NPTM3232CF	2"	2"

Hose Joint



Equal

0309	To Suit Hose ID
HJ0404CF	1/4"
HJ0505CF	5/16"
HJ0606CF	3/8"
HJ0808CF	1/2"
HJ1010CF	5/8"
HJ1212CF	3/4"
HJ1616CF	1"

Complete banjo fitting sets require self centering bonded seals, see page 110

HYDRAULIC HOSE CONNECTORS



SAE 3000 PSI (3K)

Hexavalent chromium free plating



Straight Flanges

0309	Flange ND	To Suit Hose ID
HFL3-08-08CF	1/2"	1/2"
HFL3-08-12CF	3/4"	1/2"
HFL3-10-12CF	3/4"	5/8"
HFL3-12-12CF	3/4"	3/4"
HFL3-12-16CF	1"	3/4"
HFL3-16-16CF	1"	1"
HFL3-16-20CF	1.1/4"	1"
HFL3-20-20CF	1.1/4"	1.1/4"
HFL3-20-24CF	1.1/2"	1.1/4"
HFL3-24-24CF	1.1/2"	1.1/2"
HFL3-24-32CF	2"	1.1/2"
HFL3-32-32CF	2"	2"

90° Flanges



0309	Flange ND	To Suit Hose ID
HFL390-08-08CF	1/2"	1/2"
HFL390-08-12CF	3/4"	1/2"
HFL390-12-12CF	3/4"	3/4"
HFL390-12-16CF	1"	3/4"
HFL390-16-16CF	1"	1"
HFL390-16-20CF	1.1/4"	1"
HFL390-20-20CF	1.1/4"	1.1/4"
HFL390-20-24CF	1.1/2"	1.1/4"
HFL390-24-24CF	1.1/2"	1.1/2"
HFL390-24-32CF	2"	1.1/2"
HFL390-32-32CF	2"	2"

45° Flanges



0309	Flange ND	To Suit Hose ID
HFL345-12-12CF	3/4"	3/4"
HFL345-16-12CF	3/4"	1"
HFL345-16-16CF	1"	1"
HFL345-16-20CF	1.1/4"	1"
HFL345-20-20CF	1.1/4"	1.1/4"
HFL345-20-24CF	1.1/2"	1.1/4"
HFL345-24-24CF	1.1/2"	1.1/2"
HFL345-24-32CF	2"	1.1/2"
HFL345-32-32CF	2"	2"

SAE 6000 PSI (6K)



Straight Flanges

0309	Flange ND	To Suit Hose ID
HFL6-08-08CF	1/2"	1/2"
HFL6-12-12CF	3/4"	3/4"
HFL6-12-16CF	1"	3/4"
HFL6-16-16CF	1"	1"
HFL6-16-20CF	1.1/4"	1"
HFL6-20-20CF	1.1/4"	1.1/4"
HFL6-20-24CF	1.1/2"	1.1/4"
HFL6-24-24CF	1.1/2"	1.1/2"
HFL6-32-32CF	2"	2"

90° Flanges



0309	Flange ND	To Suit Hose ID
HFL690-08-08CF	1/2"	1/2"
HFL690-08-12CF	3/4"	1/2"
HFL690-12-12CF	3/4"	3/4"
HFL690-12-16CF	1"	3/4"
HFL690-16-16CF	1"	1"
HFL690-16-20CF	1.1/4"	1"
HFL690-20-20CF	1.1/4"	1.1/4"
HFL690-20-24CF	1.1/2"	1.1/4"
HFL690-24-24CF	1.1/2"	1.1/2"
HFL690-32-32CF	2"	2"

45° Flanges



0309	Flange ND	To Suit Hose ID
HFL645-08-08CF	1/2"	1/2"
HFL645-08-12CF	3/4"	1/2"
HFL645-12-12CF	3/4"	3/4"
HFL645-12-16CF	1"	3/4"
HFL645-16-16CF	1"	1"
HFL645-16-20CF	1.1/4"	1"
HFL645-20-20CF	1.1/4"	1.1/4"
HFL645-20-24CF	1.1/2"	1.1/4"
HFL645-24-24CF	1.1/2"	1.1/2"
HFL645-32-32CF	2"	2"

Split Flange Half

Sold as Halves



3000 psi

0300	Flange Size	Bolt Type Metric	Bolt Type UNC
FH3001	1/2"	M8 x 25	5/16" x 1.1/4"
FH3002	3/4"	M10 x 30	3/8" x 1.1/4"
FH3003	1"	M10 x 30	3/8" x 1.1/4"
FH3004	1.1/4"	M10 x 35	7/16" x 1.1/2"
FH3005	1.1/2"	M12 x 35	1/2" x 1.1/2"
FH3006	2"	M12 x 35	1/2" x 1.1/2"
FH3007	2.1/2"	M12 x 40	1/2" x 1.1/2"
FH3011	5"	M16 x 50	5/8" x 2"

Tech Sheet 1626

Sold as Halves



6000 psi

0300	Flange Size	Bolt Type Metric	Bolt Type UNC
FH6001	1/2"	M8 x 30	5/16" x 1.1/4"
FH6002	3/4"	M10 x 35	3/8" x 1.1/2"
FH6003	1"	M12 x 45	-
FH6013	1"	-	7/16" x 1.1/4"
FH6004	1.1/4"	M14 x 50	-
FH6044	1.1/4"	-	1/2" x 1.3/4"
FH6005	1.1/2"	M16 x 55	5/8" x 2"
FH6006	2"	M20 x 65	3/4" x 2.1/2"

Tech Sheet 1626

Bolts, washers and O-rings are not included and must be purchased separately, see page 108

Standard hydraulic adaptors do not adhere to the working pressure of multi spiral hose. Please use KR500 Hydraulic Adaptors for high pressure and multi spiral applications. See pages **82-84**

Ferrule



4SH

0309	To Suit Hose ID
JMF4SH-12CF	3/4"
JMF4SH-16CF	1"

Tech Sheet 3152

BSPP



Female

0309	Thread	To Suit Hose ID
JMBSPF-12-12CF	3/4"	3/4"
JMBSPF-16-12CF	1"	3/4"
JMBSPF-16-16CF	1"	1"
JMBSPF-20-16CF	1.1/4"	1"



Male

0309	Thread	To Suit Hose ID
JMBSPM-12-12CF	3/4"	3/4"
JMBSPM-16-12CF	1"	3/4"
JMBSPM-16-16CF	1"	1"
JMBSPM-20-16CF	1.1/4"	1"



45° Elbow

0309	Thread	To Suit Hose ID
JMBSPF45-12-12CF	3/4"	3/4"
JMBSPF45-16-12CF	1"	3/4"
JMBSPF45-16-16CF	1"	1"
JMBSPF45-20-16CF	1.1/4"	1"



90° Elbow

0309	Thread	To Suit Hose ID
JMBSPF90-12-12CF	3/4"	3/4"
JMBSPF90-16-12CF	1"	3/4"
JMBSPF90-16-16CF	1"	1"
JMBSPF90-20-16CF	1.1/4"	1"

JIC



Female

0309	Thread	To Suit Hose ID
JMJICF-17-12CF	1.1/16"	3/4"
JMJICF-21-12CF	1.5/16"	3/4"
JMJICM-21-16CF	1.5/16"	1"
JMJICF-26-16CF	1.5/8"	1"



Male

0309	Thread	To Suit Hose ID
JMJICMM-17-12CF	1.1/16"	3/4"
JMJICMM-21-12CF	1.5/16"	3/4"
JMJICMM-21-16CF	1.5/16"	1"
JMJICMM-26-16CF	1.5/8"	1"



45° Elbow

0309	Thread	To Suit Hose ID
JMJICF45-17-12CF	1.1/16"	3/4"
JMJICF45-21-12CF	1.5/16"	3/4"
JMJICF45-21-16CF	1.5/16"	1"
JMJICF45-26-16CF	1.5/8"	1"



90° Elbow

0309	Thread	To Suit Hose ID
JMJICF90-17-12CF	1.1/16"	3/4"
JMJICF90-21-12CF	1.5/16"	3/4"
JMJICF90-21-16CF	1.5/16"	1"
JMJICF90-26-16CF	1.5/8"	1"



For **Hydraulic Test Kits** see page **272**

INTERLOCK HOSE CONNECTORS



Metric Heavy



Male

0309	Thread	To Suit Hose ID
JMDKOSM-26-12CF	25S-36 x 2	3/4"
JMDKOSM-42-16CF	30S-42 x 2	1"



Female

0309	Thread	To Suit Hose ID
JMDKOSF-36-12CF	25S-36 x 2	3/4"
JMDKOSF-42-16CF	30S-42 x 2	1"



45° Elbow

0309	Thread	To Suit Hose ID
JMDKOS45-36-12CF	25S-36 x 2	3/4"
JMDKOS45-42-16CF	30S-42 x 2	1"



90° Elbow

0309	Thread	To Suit Hose ID
JMDKOS90-26-12CF	25S-36 x 2	3/4"
JMDKOS90-42-16CF	30S-42 x 2	1"

ORFS



Female

0309	Thread	To Suit Hose ID
JMORFSF1212CF	1.3/16"	3/4"
JMORFSF1616CF	1.7/16"	1"



45° Elbow

0309	Thread	To Suit Hose ID
JMORFSF451212CF	1.3/16"	3/4"
JMORFSF451616CF	1.7/16"	1"



90° Elbow

0309	Thread	To Suit Hose ID
JMORFSF901212CF	1.3/16"	3/4"
JMORFSF901616CF	1.7/16"	1"

Poclain Style Flange



Male

0309	Flange ND	To Suit Hose ID
JMPOCM-12-12CF	3/4"	3/4"
JMPOCM-16-16CF	1"	1"



Female

0309	Flange ND	To Suit Hose ID
JMPOCF-12-12CF	3/4"	3/4"
JMPOCF-16-16CF	1"	1"

PORTWEST



For PPE
see pages 1750-1760

CAT Style Flange



Straight

0309	ND	To Suit Hose ID
JMCAT12-12CF	3/4"	3/4"
JMCAT16-12CF	1"	3/4"
JMCAT16-16CF	1"	1"
JMCAT20-16CF	1.1/4"	1"

Tech Sheet 10047



45° Elbow

0309	ND	To Suit Hose ID
JMCAT4512-12CF	3/4"	3/4"
JMCAT4516-12CF	1"	3/4"
JMCAT4516-16CF	1"	1"
JMCAT4520-16CF	1.1/4"	1"

Tech Sheet 10047



90° Elbow

0309	ND	To Suit Hose ID
JMCAT9012-12CF	3/4"	3/4"
JMCAT9016-12CF	1"	3/4"
JMCAT9016-16CF	1"	1"
JMCAT9020-16CF	1.1/4"	1"

Tech Sheet 10047

SAE 3000 PSI Flange



Straight

0309	ND	To Suit Hose ID
JMFL3-12-12CF	3/4"	3/4"
JMFL3-16-12CF	1"	3/4"
JMFL3-16-16CF	1"	1"
JMFL3-20-16CF	1.1/4"	1"



45° Elbow

0309	ND	To Suit Hose ID
JMFL345-12-12CF	3/4"	3/4"
JMFL345-16-12CF	1"	3/4"
JMFL345-16-16CF	1"	1"
JMFL345-20-12CF	1.1/4"	1"



90° Elbow

0309	ND	To Suit Hose ID
JMFL390-12-12CF	3/4"	3/4"
JMFL390-16-12CF	1"	3/4"
JMFL390-16-16CF	1"	1"
JMFL390-20-16CF	1.1/4"	1"

SAE 6000 PSI Flange



Straight

0309	ND	To Suit Hose ID
JMFL6-12-12CF	3/4"	3/4"
JMFL6-16-12CF	1"	3/4"
JMFL6-16-16CF	1"	1"
JMFL6-20-16CF	1.1/4"	1"



45° Elbow

0309	ND	To Suit Hose ID
JMFL645-12-12CF	3/4"	3/4"
JMFL645-16-12CF	1"	3/4"
JMFL645-16-16CF	1"	1"
JMFL645-20-12CF	1.1/4"	1"



90° Elbow


0309	ND	To Suit Hose ID
JMFL690-12-12CF	3/4"	3/4"
JMFL690-16-12CF	1"	3/4"
JMFL690-16-16CF	1"	1"
JMFL690-20-16CF	1.1/4"	1"



For **Split flanges**
see page **24**



EDELSTAHL / STAINLESS STEEL
VERBINDUNGSTECHNIK
FLUID CONNECTORS



**SINCE
1982
STAINLESS
STEEL
CONNECTORS
FROM
PH.**

HYDRAULIC HOSE COUPLINGS AND
COMPRESSION FITTINGS MADE FROM
STAINLESS STEEL AISI 316 TI **ONLY.**

WHY PH?

HIGHEST PRECISION
WIDE RANGE OF PRODUCTS
STANDARDS AND NORMS
MAXIMUM AVAILABILITY
TRACEABILITY 100 %
TYPE APPROVALS

HYDRAULIC STAINLESS STEEL FERRULES

stainless
steel



Stainless Steel 1.4571 Working Temperature:
-60°C to +400°C (DIN 17 440, AD W 10)



Ferrules



R1AT Non-skive

0044	To Suit Hose ID
SFR1-05	3/16"
SFR1-06	1/4"
SFR1-08	5/16"
SFR1-10	3/8"
SFR1-12	1/2"
SFR1-16	5/8"
SFR1-20	3/4"
SFR1-25	1"
SFR1-31	1.1/4"
SFR1-38	1.1/2"
SFR1-51	2"

Tech Sheet 60587

EN857-1SC Non-skive

0044	To Suit Hose ID
SFR1-06SC	1/4"
SFR1-08SC	5/16"
SFR1-10SC	3/8"
SFR1-12SC	1/2"

Tech Sheet 60587



R2AT Non-skive

0044	To Suit Hose ID
SFR2-05	3/16"
SFR2-06	1/4"
SFR2-08	5/16"
SFR2-10	3/8"
SFR2-12	1/2"
SFR2-16	5/8"
SFR2-20	3/4"
SFR2-25	1"
SFR2-31	1.1/4"
SFR2-38	1.1/2"
SFR2-51	2"

Tech Sheet 60588

EN857-2SC Non-skive

0044	To Suit Hose ID
SFR2-06SC	1/4"
SFR2-08SC	5/16"
SFR2-10SC	3/8"
SFR2-12SC	1/2"
SFR2-16SC	5/8"
SFR2-20SC	3/4"
SFR2-25SC	1"

Tech Sheet 60587



R1AT & R2AT Dual, Non-skive

0044	To Suit Hose ID
SFR3-06	1/4"
SFR3-08	5/16"
SFR3-10	3/8"
SFR3-12	1/2"
SFR3-16	5/8"
SFR3-20	3/4"
SFR3-25	1"

Tech Sheet 60587



PTFE, Smooth Bore

0044	To Suit Hose ID
SFPTFE-05	3/16"
SFPTFE-06	1/4"
SFPTFE-08	5/16"
SFPTFE-10	3/8"
SFPTFE-12	1/2"
SFPTFE-16	5/8"
SFPTFE-20	3/4"
SFPTFE-25	1"

Tech Sheet 60586



PTFE, Convoluted Bore

0044	To Suit Hose ID
SCFPTFE-06	1/4"
SCFPTFE-08	5/16"
SCFPTFE-10	3/8"
SCFPTFE-12	1/2"
SCFPTFE-16	5/8"
SCFPTFE-20	3/4"
SCFPTFE-25	1"

Tech Sheet 60585



For Full range of Hydraulic Hose
see pages 6-14



HYDRAULIC STAINLESS STEEL ADAPTORS & HOSE FITTINGS

stainless
steel



Stainless Steel 1.4571 Working Temperature:
-60°C to +400°C (DIN 17 440, AD W 10)



BSP

Male Inserts, BSPP



0044	Thread	To Suit Hose ID
SMI05-14	1/4"	3/16"
SMI06-18	1/8"	1/4"
SMI06-14	1/4"	1/4"
SMI06-38	3/8"	1/4"
SMI06-12	1/2"	1/4"
SMI08-14	1/4"	5/16"
SMI08-38	3/8"	5/16"
SMI08-12	1/2"	5/16"
SMI10-14	1/4"	3/8"
SMI10-38	3/8"	3/8"
SMI10-12	1/2"	3/8"
SMI12-38	3/8"	1/2"
SMI12-12	1/2"	1/2"
SMI12-34	3/4"	1/2"
SMI16-12	1/2"	5/8"
SMI16-58	5/8"	5/8"
SMI16-34	3/4"	5/8"
SMI20-34	3/4"	3/4"
SMI20-1	1"	3/4"
SMI25-1	1"	1"
SMI25-34	3/4"	1"
SMI25-114	1.1/4"	1"
SMI31-114	1.1/4"	1.1/4"
SMI31-112	1.1/2"	1.1/4"
SMI38-112	1.1/2"	1.1/2"
SMI51-2	2"	2"

Tech Sheet 60593

Male Inserts, BSPT



0044	Thread	To Suit Hose ID
AGRK-1/8-DN05	1/8"	3/16"
AGRK-1/8-DN06	1/8"	1/4"
AGRK-1/4-DN05	1/4"	3/16"
AGRK-1/4-DN06	1/4"	1/4"
AGRK-1/4-DN10	1/4"	3/8"
AGRK-1/4-DN08	1/4"	5/16"
AGRK-3/8-DN06	3/8"	1/4"
AGRK-3/8-DN08	3/8"	5/16"
AGRK-3/8-DN10	3/8"	3/8"
AGRK-3/8-DN12	3/8"	1/2"
AGRK-1/2-DN10	1/2"	3/8"
AGRK-1/2-DN12	1/2"	1/2"
AGRK-1/2-DN19	1/2"	3/4"
AGRK-3/4-DN12	3/4"	1/2"
AGRK-3/4-DN16	3/4"	5/8"
AGRK-3/4-DN19	3/4"	3/4"
AGRK-3/4-DN25	3/4"	1"
AGRK-1-DN19	1"	3/4"
AGRK-1-DN25	1"	1"
AGRK-11/4-DN31	1.1/4"	1.1/4"
AGRK-11/2-DN38	1.1/2"	1.1/2"
AGRK-2-DN51	2"	2"

Tech Sheet 60589

Swivel Female Inserts, BSPP



0044	Thread	To Suit Hose ID
SFI05-18	1/8"	3/16"
SFI05-14	1/4"	3/16"
SFI06-18	1/8"	1/4"
SFI06-14	1/4"	1/4"
SFI06-38	3/8"	1/4"
SFI06-12	1/2"	1/4"
SFI08-14	1/4"	5/16"
SFI08-38	3/8"	5/16"
SFI08-12	1/2"	5/16"
SFI10-14	1/4"	3/8"
SFI10-38	3/8"	3/8"
SFI10-12	1/2"	3/8"
SFI12-38	3/8"	1/2"
SFI12-12	1/2"	1/2"
SFI12-58	5/8"	1/2"
SFI16-12	1/2"	5/8"
SFI16-58	5/8"	5/8"
SFI16-34	3/4"	5/8"
SFI20-12	1/2"	3/4"
SFI20-34	3/4"	3/4"
SFI20-1	1"	3/4"
SFI20-114	1.1/4"	3/4"
SFI25-1	1"	1"
SFI25-34	3/4"	1"
SFI25-114	1.1/4"	1"
SFI31-1	1"	1.1/4"
SFI31-114	1.1/4"	1.1/4"
SFI31-112	1.1/2"	1.1/4"
SFI38-112	1.1/2"	1.1/2"
SFI38-2	2"	1.1/2"
SFI51-2	2"	2"

Tech Sheet 60592

Female Swept 90° Inserts, BSPP



0044	Thread	To Suit Hose ID
SEI05-14	1/4"	3/16"
SEI05-18	1/8"	3/16"
SEI06-18	1/8"	1/4"
SEI06-14	1/4"	1/4"
SEI06-38	3/8"	1/4"
SEI08-14	1/4"	5/16"
SEI08-38	3/8"	5/16"
SEI10-14	1/4"	3/8"
SEI10-38	3/8"	3/8"
SEI10-12	1/2"	3/8"
SEI12-38	3/8"	1/2"
SEI12-12	1/2"	1/2"
SEI12-58	5/8"	1/2"
SEI16-12	1/2"	5/8"
SEI16-58	5/8"	5/8"
SEI16-34	3/4"	5/8"
SEI20-34	3/4"	3/4"
SEI20-1	1"	3/4"
SEI25-1	1"	1"
SEI25-114	1.1/4"	1"
SEI31-114	1.1/4"	1.1/4"
SEI31-112	1.1/2"	1.1/4"
SEI38-112	1.1/2"	1.1/2"
SEI38-2	2"	1.1/2"
SEI51-2	2"	2"

Tech Sheet 60591

Female Swept 45° Inserts, BSPP



0044	Thread	To Suit Hose ID
DKR-1/8-45-DN05	1/8"	3/16"
DKR-1/8-45-DN06	1/8"	1/4"
DKR-1/4-45-DN05	1/4"	3/16"
DKR-1/4-45-DN06	1/4"	1/4"
DKR-1/4-45-DN08	1/4"	5/16"
DKR-1/4-45-DN10	1/4"	3/8"
DKR-3/8-45-DN06	3/8"	1/4"
DKR-3/8-45-DN08	3/8"	5/16"
DKR-3/8-45-DN10	3/8"	3/8"
DKR-3/8-45-DN12	3/8"	1/2"
DKR-1/2-45-DN10	1/2"	3/8"
DKR-1/2-45-DN12	1/2"	1/2"
DKR-1/2-45-DN16	1/2"	5/8"
DKR-5/8-45-DN12	5/8"	1/2"
DKR-5/8-45-DN16	5/8"	5/8"
DKR-3/4-45-DN12	3/4"	1/2"
DKR-3/4-45-DN16	3/4"	5/8"
DKR-3/4-45-DN19	3/4"	3/4"
DKR-1-45-DN19	1"	3/4"
DKR-1-45-DN25	1"	1"
DKR-11/4-45-DN25	1.1/4"	1"
DKR-11/4-45-DN31	1.1/4"	1.1/4"
DKR-11/2-45-DN31	1.1/2"	1.1/4"
DKR-11/2-45-DN38	1.1/2"	1.1/2"
DKR-2-45-DN38	2"	1.1/2"
DKR-2-45-DN51	2"	2"

Tech Sheet 60590

HYDRAULIC STAINLESS STEEL ADAPTORS & HOSE FITTINGS

stainless steel



Stainless Steel 1.4571 Working Temperature: -60°C to +400°C (DIN 17 440, AD W 10)



JIC 37°



Male Inserts

0044	Thread	To Suit Hose ID
AGJ-7/16-DN05	7/16"	3/16"
AGJ-7/16-DN06	7/16"	1/4"
AGJ-1/2-DN05	1/2"	3/16"
AGJ-1/2-DN06	1/2"	1/4"
AGJ-1/2-DN08	1/2"	5/16"
AGJ-9/16-DN05	9/16"	3/16"
AGJ-9/16-DN06	9/16"	1/4"
AGJ-9/16-DN08	9/16"	5/16"
AGJ-9/16-DN10	9/16"	3/8"
AGJ-3/4-DN10	3/4"	3/8"
AGJ-3/4-DN12	3/4"	1/2"
AGJ-7/8-DN10	7/8"	3/8"
AGJ-7/8-DN12	7/8"	1/2"
AGJ-7/8-DN16	7/8"	5/8"
AGJ-11/16-DN12	1.1/16"	1/2"
AGJ-11/16-DN16	1.1/16"	5/8"
AGJ-11/16-DN19	1.1/16"	3/4"
AGJ-15/16-DN19	1.5/16"	3/4"
AGJ-15/16-DN25	1.5/16"	1"
AGJ-15/8-DN25	1.5/8"	1"
AGJ-15/8-DN31	1.5/8"	1.1/4"
AGJ-17/8-DN31	1.7/8"	1.1/4"
AGJ-17/8-DN38	1.7/8"	1.1/2"
AGJ-21/2-DN38	2.1/2"	1.1/2"
AGJ-21/2-DN51	2.1/2"	2"

Tech Sheet 60594



Female Swivel Inserts

0044	Thread	To Suit Hose ID
DKJ7/16-DN05	7/16"	3/16"
DKJ7/16-DN06	7/16"	1/4"
DKJ1/2-DN05	1/2"	3/16"
DKJ1/2-DN06	1/2"	1/4"
DKJ1/2-DN08	1/2"	5/16"
DKJ9/16-DN05	9/16"	3/16"
DKJ9/16-DN06	9/16"	1/4"
DKJ9/16-DN08	9/16"	5/16"
DKJ9/16-DN10	9/16"	3/8"
DKJ9/16-DN12	9/16"	1/2"
DKJ3/4-DN06	3/4"	1/4"
DKJ3/4-DN08	3/4"	5/16"
DKJ3/4-DN10	3/4"	3/8"
DKJ3/4-DN12	3/4"	1/2"
DKJ3/4-DN16	3/4"	5/8"
DKJ3/4-DN19	3/4"	3/4"
DKJ7/8-DN10	7/8"	3/8"
DKJ7/8-DN12	7/8"	1/2"
DKJ7/8-DN16	7/8"	5/8"
DKJ7/8-DN19	7/8"	3/4"
DKJ11/16-DN12	1.1/16"	1/2"
DKJ11/16-DN16	1.1/16"	5/8"
DKJ11/16-DN19	1.1/16"	3/4"
DKJ11/16-DN25	1.1/16"	1"
DKJ15/16-DN16	1.5/16"	5/8"
DKJ15/16-DN25	1.5/16"	1"
DKJ15/8-DN25	1.5/8"	1"
DKJ15/8-DN31	1.5/8"	1.1/4"
DKJ17/8-DN31	1.7/8"	1.1/4"
DKJ17/8-DN38	1.7/8"	1.1/2"
DKJ21/2-DN38	2.1/2"	1.1/2"
DKJ21/2-DN51	2.1/2"	2"

Tech Sheet 60597



Female Swept 90° Inserts

0044	Thread	To Suit Hose ID
DKJ7/16-90-DN05	7/16"	3/16"
DKJ7/16-90-DN06	7/16"	1/4"
DKJ1/2-90-DN05	1/2"	3/16"
DKJ1/2-90-DN06	1/2"	1/4"
DKJ1/2-90-DN08	1/2"	5/16"
DKJ9/16-90-DN05	9/16"	3/16"
DKJ9/16-90-DN06	9/16"	1/4"
DKJ9/16-90-DN08	9/16"	5/16"
DKJ9/16-90-DN10	9/16"	3/8"
DKJ3/4-90-DN10	3/4"	3/8"
DKJ3/4-90-DN12	3/4"	1/2"
DKJ7/8-90-DN10	7/8"	3/8"
DKJ7/8-90-DN12	7/8"	1/2"
DKJ7/8-90-DN16	7/8"	5/8"
DKJ11/16-90-DN12	1.1/16"	1/2"
DKJ11/16-90-DN16	1.1/16"	5/8"
DKJ11/16-90-DN19	1.1/16"	3/4"
DKJ15/16-90-DN19	1.5/16"	3/4"
DKJ15/16-90-DN25	1.5/16"	1"
DKJ1.5/8-90-DN25	1.5/8"	1"
DKJ15/8-90-DN31	1.5/8"	1.1/4"
DKJ17/8-90-DN31	1.7/8"	1.1/4"
DKJ17/8-90-DN38	1.7/8"	1.1/2"
DKJ21/2-90-DN38	2.1/2"	1.1/2"
DKJ21/2-90-DN51	2.1/2"	2"

Tech Sheet 60596



Female Swept 45° Inserts

0044	Thread	To Suit Hose ID
DKJ-7/16-45-DN06	7/16"	1/4"
DKJ-1/2-45-DN06	1/2"	1/4"
DKJ-1/2-45-DN08	1/2"	5/16"
DKJ-9/16-45-DN06	9/16"	1/4"
DKJ-9/16-45-DN08	9/16"	5/16"
DKJ-9/16-45-DN10	9/16"	3/8"
DKJ-3/4-45-DN10	3/4"	3/8"
DKJ-3/4-45-DN12	3/4"	1/2"
DKJ-7/8-45-DN10	7/8"	3/8"
DKJ-7/8-45-DN12	7/8"	1/2"
DKJ-7/8-45-DN16	7/8"	5/8"
DKJ-1116-45-DN12	1.1/16"	1/2"
DKJ-1116-45-DN16	1.1/16"	5/8"
DKJ-1116-45-DN19	1.1/16"	3/4"
DKJ-1516-45-DN19	1.5/16"	3/4"
DKJ-1516-45-DN25	1.5/16"	1"
DKJ-15/8-45-DN25	1.5/8"	1"
DKJ-15/8-45-DN31	1.5/8"	1.1/4"
DKJ-17/8-45-DN31	1.7/8"	1.1/4"
DKJ-17/8-45-DN38	1.7/8"	1.1/2"
DKJ-21/2-45-DN38	2.1/2"	1.1/2"
DKJ-21/2-45-DN51	2.1/2"	2"

Tech Sheet 60595



For Hose & Pipe Cleaning
see page 49

HYDRAULIC STAINLESS STEEL ADAPTORS & HOSE FITTINGS

stainless
steel



Stainless Steel 1.4571 Working Temperature:
-60°C to +400°C (DIN 17 440, AD W 10)



Metric Light Series



**Metric Male 24° Cone Seat,
L Series DIN 2353**

0044	Thread	To Suit Hose ID
CEL-06-DN05	M12 x 1.5	3/16"
CEL-06-DN06	M12 x 1.5	1/4"
CEL-08-DN05	M14 x 1.5	3/16"
CEL-08-DN06	M14 x 1.5	1/4"
CEL-10-DN06	M16 x 1.5	1/4"
CEL-10-DN08	M16 x 1.5	5/16"
CEL-10-DN10	M16 x 1.5	3/8"
CEL-12-DN06	M18 x 1.5	1/4"
CEL-12-DN08	M18 x 1.5	5/16"
CEL-12-DN10	M18 x 1.5	3/8"
CEL-12-DN12	M18 x 1.5	1/2"
CEL-15-DN10	M22 x 1.5	3/8"
CEL-15-DN12	M22 x 1.5	1/2"
CEL-18-DN12	M26 x 1.5	1/2"
CEL-18-DN16	M26 x 1.5	5/8"
CEL-18-DN19	M26 x 1.5	3/4"
CEL-22-DN16	M30 x 2	5/8"
CEL-22-DN19	M30 x 2	3/4"
CEL-28-DN19	M36 x 2	3/4"
CEL-28-DN25	M36 x 2	1"
CEL-35-DN31	M45 x 2	1.1/4"
CEL-42-DN38	M52 x 2	1.1/2"

Tech Sheet 60598



**Metric Female 24° Cone Seat,
L Series with O-Ring, DIN 2353**

0044	Thread	To Suit Hose ID
DKOL-06-DN05	M12 x 1.5	3/16"
DKOL-06-DN06	M12 x 1.5	1/4"
DKOL-08-DN05	M14 x 1.5	3/16"
DKOL-08-DN06	M14 x 1.5	1/4"
DKOL-08-DN08	M14 x 1.5	5/16"
DKOL-08-DN10	M14 x 1.5	3/8"
DKOL-10-DN06	M16 x 1.5	1/4"
DKOL-10-DN08	M16 x 1.5	5/16"
DKOL-10-DN10	M16 x 1.5	3/8"
DKOL-10-DN12	M16 x 1.5	1/2"
DKOL-12-DN06	M18 x 1.5	1/4"
DKOL-12-DN08	M18 x 1.5	5/16"
DKOL-12-DN10	M18 x 1.5	3/8"
DKOL-12-DN12	M18 x 1.5	1/2"
DKOL-15-DN06	M22 x 1.5	1/4"
DKOL-15-DN08	M22 x 1.5	5/16"
DKOL-15-DN10	M22 x 1.5	3/8"
DKOL-15-DN12	M22 x 1.5	1/2"
DKOL-15-DN16	M22 x 1.5	5/8"
DKOL-18-DN10	M26 x 1.5	3/8"
DKOL-18-DN12	M26 x 1.5	1/2"
DKOL-18-DN16	M26 x 1.5	5/8"
DKOL-18-DN19	M26 x 1.5	3/4"
DKOL-22-DN12	M30 x 2	1/2"
DKOL-22-DN16	M30 x 2	5/8"
DKOL-22-DN19	M30 x 2	3/4"
DKOL-22-DN25	M30 x 2	1"
DKOL-28-DN16	M36 x 2	5/8"
DKOL-28-DN19	M36 x 2	3/4"
DKOL-28-DN25	M36 x 2	1"
DKOL-35-DN25	M45 x 2	1"
DKOL-35-DN31	M45 x 2	1.1/4"
DKOL-42-DN31	M52 x 2	1.1/4"
DKOL-42-DN38	M52 x 2	1.1/2"


Tech Sheet 60601



**90° Metric Female 24° Cone Seat,
L Series with O-Ring DIN 2353**

0044	Thread	To Suit Hose ID
DKOL-06-90-DN05	M12 X 1.5	3/16"
DKOL-06-90-DN06	M12 x 1.5	1/4"
DKOL-08-90-DN06	M14 x 1.5	1/4"
DKOL-08-90-DN08	M14 x 1.5	5/16"
DKOL-10-90-DN08	M16 x 1.5	1/4"
DKOL-10-90-DN08	M16 x 1.5	5/16"
DKOL-10-90-DN10	M16 x 1.5	3/8"
DKOL-12-90-DN06	M18 x 1.5	1/4"
DKOL-12-90-DN08	M18 x 1.5	5/16"
DKOL-12-90-DN10	M18 x 1.5	3/8"
DKOL-12-90-DN12	M18 x 1.5	1/2"
DKOL-15-90-DN10	M22 x 1.5	3/8"
DKOL-15-90-DN12	M22 x 1.5	1/2"
DKOL-18-90-DN12	M26 x 1.5	1/2"
DKOL-18-90-DN16	M26 x 1.5	5/8"
DKOL-22-90-DN16	M30 x 2	5/8"
DKOL-22-90-DN19	M30 x 2	3/4"
DKOL-28-90-DN19	M36 x 2	3/4"
DKOL-28-90-DN25	M36 x 2	1"
DKOL-35-90-DN31	M45 x 2	1.1/4"
DKOL-42-90-DN38	M52 x 2	1.1/2"


Tech Sheet 60600



**45° Metric Female
24° Cone Seat,
L Series with O-Ring DIN 2353**

0044	Thread	To Suit Hose ID
DKOL-06-45-DN05	M12 x 1.5	3/16"
DKOL-06-45-DN06	M12 x 1.5	1/4"
DKOL-08-45-DN05	M14 x 1.5	3/16"
DKOL-08-45-DN06	M14 x 1.5	1/4"
DKOL-08-45-DN08	M14 x 1.5	5/16"
DKOL-10-45-DN06	M16 x 1.5	1/4"
DKOL-10-45-DN08	M16 x 1.5	5/16"
DKOL-10-45-DN10	M16 x 1.5	3/8"
DKOL-12-45-DN06	M18 x 1.5	1/4"
DKOL-12-45-DN08	M18 x 1.5	5/16"
DKOL-12-45-DN10	M18 x 1.5	3/8"
DKOL-12-45-DN12	M18 x 1.5	1/2"
DKOL-15-45-DN10	M22 x 1.5	3/8"
DKOL-15-45-DN12	M22 x 1.5	1/2"
DKOL-18-45-DN12	M26 x 1.5	1/2"
DKOL-18-45-DN16	M26 x 1.5	5/8"
DKOL-22-45-DN16	M30 x 2	5/8"
DKOL-22-45-DN19	M30 x 2	3/4"
DKOL-28-45-DN19	M36 x 2	3/4"
DKOL-28-45-DN25	M36 x 2	1"
DKOL-35-45-DN31	M45 x 2	1.1/4"
DKOL-42-45-DN38	M52 x 2	1.1/2"

Tech Sheet 60599



**For Polypropylene
Protective Hose Sleeves**
see pages 47-48

HYDRAULIC STAINLESS STEEL ADAPTORS & HOSE FITTINGS

stainless steel



Stainless Steel 1.4571 Working Temperature: -60°C to +400°C (DIN 17 440, AD W 10)



Metric Heavy Series



Metric Male 24° Cone Seat, S Series DIN 2353

0044	Thread	To Suit Hose ID
CES-06-DN06	M14 x 1.5	1/4"
CES-08-DN06	M16 x 1.5	1/4"
CES-10-DN06	M18 x 1.5	1/4"
CES-10-DN08	M18 x 1.5	5/16"
CES-10-DN10	M18 x 1.5	3/8"
CES-12-DN08	M20 x 1.5	5/16"
CES-12-DN10	M20 x 1.5	3/8"
CES-14-DN08	M22 x 1.5	5/16"
CES-14-DN10	M22 x 1.5	3/8"
CES-16-DN10	M24 x 1.5	3/8"
CES-16-DN12	M24 x 1.5	1/2"
CES-20-DN12	M30 x 2	1/2"
CES-20-DN16	M30 x 2	5/8"
CES-20-DN19	M30 x 2	3/4"
CES-25-DN19	M36 x 2	3/4"
CES-25-DN25	M36 x 2	1"
CES-38-DN31	M52 x 2	1.1/4"
CES-30-DN25	M42 x 2	1"
Tech Sheet 60602		



Metric Female 24° Cone Seat, S Series, DIN 2353

0044	Thread	To Suit Hose ID
DKOS-06-DN05	M14 x 1.5	3/16"
DKOS-06-DN06	M14 x 1.5	1/4"
DKOS-08-DN05	M16 x 1.5	3/16"
DKOS-08-DN06	M16 x 1.5	1/4"
DKOS-08-DN08	M16 x 1.5	5/16"
DKOS-08-DN10	M16 x 1.5	3/8"
DKOS-10-DN06	M18 x 1.5	1/4"
DKOS-10-DN08	M18 x 1.5	5/16"
DKOS-10-DN10	M18 x 1.5	3/8"
DKOS-12-DN06	M20 x 1.5	1/4"
DKOS-12-DN08	M20 x 1.5	5/16"
DKOS-12-DN10	M20 x 1.5	3/8"
DKOS-12-DN12	M20 x 1.5	1/2"
DKOS-14-DN08	M22 x 1.5	5/16"
DKOS-14-DN10	M22 x 1.5	3/8"
DKOS-16-DN06	M24 x 1.5	1/4"
DKOS-16-DN08	M24 x 1.5	5/16"
DKOS-16-DN10	M24 x 1.5	3/8"
DKOS-16-DN12	M24 x 1.5	1/2"
DKOS-16-DN16	M24 x 1.5	5/8"
DKOS-20-DN10	M30 x 2	3/8"
DKOS-20-DN12	M30 x 2	1/2"
DKOS-20-DN16	M30 x 2	5/8"
DKOS-20-DN19	M30 x 2	3/4"
DKOS-25-DN12	M36 x 2	1/2"
DKOS-25-DN16	M36 x 2	5/8"
DKOS-25-DN19	M36 x 2	3/4"
DKOS-25-DN25	M36 x 2	1"
DKOS-30-DN19	M42 x 2	3/4"
DKOS-30-DN25	M42 x 2	1"
DKOS-38-DN25	M52 x 2	1"
DKOS-38-DN31	M52 x 2	1.1/4"
DKOS-50-DN38	M68 x 2	1.1/2"
Tech Sheet 60605		

90° Metric Female 24° Cone Seat, S Series with O-Ring, DIN 2353




0044	Thread	To Suit Hose ID
DKOS-06-90-DN06	M14 x 1.5	1/4"
DKOS-08-90-DN06	M16 x 1.5	1/4"
DKOS-08-90-DN08	M16 x 1.5	5/16"
DKOS-10-90-DN06	M18 x 1.5	1/4"
DKOS-10-90-DN08	M18 x 1.5	5/16"
DKOS-10-90-DN10	M18 x 1.5	3/8"
DKOS-12-90-DN06	M20 x 1.5	1/4"
DKOS-12-90-DN08	M20 x 1.5	5/16"
DKOS-12-90-DN10	M20 x 1.5	3/8"
DKOS-12-90-DN12	M20 x 1.5	1/2"
DKOS-14-90-DN10	M22 x 1.5	3/8"
DKOS-16-90-DN10	M24 x 1.5	3/8"
DKOS-16-90-DN12	M24 x 1.5	1/2"
DKOS-20-90-DN12	M30 x 2	1/2"
DKOS-20-90-DN16	M30 x 2	5/8"
DKOS-20-90-DN19	M30 x 2	3/4"
DKOS-25-90-DN19	M36 x 2	3/4"
DKOS-25-90-DN25	M36 x 2	1"
DKOS-30-90-DN19	M42 x 2	3/4"
DKOS-30-90-DN25	M42 x 2	1"
DKOS-38-90-DN25	M52 x 2	1"
DKOS-38-90-DN31	M52 x 2	1.1/4"
Tech Sheet 60604		



45° Metric Female 24° Cone Seat, S Series with O-Ring, DIN 2353

0044	Thread	To Suit Hose ID
DKOS-06-45-DN06	M14 x 1.5	1/4"
DKOS-08-45-DN06	M16 x 1.5	1/4"
DKOS-08-45-DN08	M16 x 1.5	5/16"
DKOS-10-45-DN06	M18 x 1.5	1/4"
DKOS-10-45-DN08	M18 x 1.5	5/16"
DKOS-10-45-DN10	M18 x 1.5	3/8"
DKOS-12-45-DN06	M20 x 1.5	1/4"
DKOS-12-45-DN08	M20 x 1.5	5/16"
DKOS-12-45-DN10	M20 x 1.5	3/8"
DKOS-12-45-DN12	M20 x 1.5	1/2"
DKOS-14-45-DN10	M22 x 1.5	3/8"
DKOS-16-45-DN10	M24 x 1.5	3/8"
DKOS-16-45-DN12	M24 x 1.5	1/2"
DKOS-20-45-DN12	M30 x 2	1/2"
DKOS-20-45-DN16	M30 x 2	5/8"
DKOS-20-45-DN19	M30 x 2	3/4"
DKOS-25-45-DN19	M36 x 2	3/4"
DKOS-25-45-DN25	M36 x 2	1"
DKOS-30-45-DN19	M42 x 2	3/4"
DKOS-30-45-DN25	M42 x 2	1"
DKOS-38-45-DN25	M52 x 2	1"
DKOS-38-45-DN31	M52 x 2	1.1/4"
Tech Sheet 60603		



For **Hose Retention System**
see pages 42-43

HYDRAULIC STAINLESS STEEL ADAPTORS & HOSE FITTINGS

stainless steel



Stainless Steel 1.4571 Working Temperature: -60°C to +400°C (DIN 17 440, AD W 10)




ORFS



Male (O-Ring Face) Inserts

0044	Thread	To Suit Hose ID
ORFSM0404SS	9/16"	1/4"
ORFSM0606SS	11/16"	3/8"
ORFSM0808SS	13/16"	1/2"
ORFSM1010SS	1"	5/8"
ORFSM1212SS	1.3/16"	3/4"
ORFSM1616SS	1.7/16"	1"
ORFSM2020SS	1.11/16"	1.1/4"
ORFSM2424SS	2"	1.1/2"
Tech Sheet 60610		



Female Swept 90° Elbow Inserts

0044	Thread	To Suit Hose ID
ORFSF049004SS	9/16"	1/4"
ORFSF069004SS	11/16"	1/4"
ORFSF069005SS	11/16"	5/16"
ORFSF069006SS	11/16"	3/8"
ORFSF089006SS	13/16"	3/8"
ORFSF089008SS	13/16"	1/2"
ORFSF109010SS	1"	5/8"
ORFSF109012SS	1"	3/4"
ORFSF129012SS	1.7/16"	3/4"
ORFSF169012SS	1.7/16"	3/4"
ORFSF169016SS	1.7/16"	1"
ORFSF209020SS	1.11/16"	1.1/4"
ORFSF209024SS	2"	1.1/2"
Tech Sheet 60609		



Female Swept 45° Elbow Inserts

0044	Thread	To Suit Hose ID
ORFSF044504SS	9/16"	1/4"
ORFSF064504SS	11/16"	1/4"
ORFSF064505SS	11/16"	5/16"
ORFSF064506SS	11/16"	3/8"
ORFSF084506SS	13/16"	3/8"
ORFSF084508SS	13/16"	1/2"
ORFSF104510SS	1"	5/8"
ORFSF104512SS	1"	3/4"
ORFSF124512SS	1.7/16"	3/4"
ORFSF164516SS	1.7/16"	1"
ORFSF204520SS	1.11/16"	1.1/4"
ORFSF204524SS	2"	1.1/2"
Tech Sheet 60608		

Female Inserts

0044	Thread	To Suit Hose ID
ORFSF0404SS	9/16"	1/4"
ORFSF0604SS	11/16"	1/4"
ORFSF0605SS	11/16"	5/16"
ORFSF0606SS	11/16"	3/8"
ORFSF0806SS	13/16"	3/8"
ORFSF0808SS	13/16"	1/2"
ORFSF1008SS	1"	1/2"
ORFSF1010SS	1"	5/8"
ORFSF1012SS	1"	3/4"
ORFSF1208SS	1.3/16"	1/2"
ORFSF1210SS	1.3/16"	5/8"
ORFSF1212SS	1.7/16"	3/4"
ORFSF1612SS	1.7/16"	3/4"
ORFSF1616SS	1.7/16"	1"
ORFSF2020SS	1.11/16"	1.1/4"
ORFSF2424SS	2"	1.1/2"
Tech Sheet 60607		

Jet Wash Female



M22 x 1.5

0044	To Suit Hose ID
DKO-KA-DN06	1/4"
DKO-KA-DN08	5/16"
DKO-KA-DN10	3/8"
DKO-KA-DN12	1/2"
Tech Sheet 60627	

Banjos



Bolt, Metric

0044	Thread
HS-M10X1	M10 x 1
HS-M12X1.5	M12 x 1.5
HS-M14X1.5	M14 x 1.5
HS-M16X1.5	M16 x 1.5
HS-M18X1.5	M18 x 1.5
HS-M22X1.5	M22 x 1.5
HS-M26X1.5	M26 x 1.5
Tech Sheet 60606	

Bolt, Imperial

0044	Thread
HS-G1/8	1/8"
HS-G1/4	1/4"
HS-G3/8	3/8"
HS-G1/2	1/2"
HS-G3/4	3/4"
Tech Sheet 60606	



Inserts, Metric/Imperial

0044	Thread	Thread	To Suit Hose ID
RGN-10-DN06	M10 x 1	1/8"	1/4"
RGN-10-DN08	M10 x 1	1/8"	5/16"
RGN-12-DN06	M12 x 1.5	-	1/4"
RGN-12-DN08	M12 x 1.5	-	5/16"
RGN-14-DN06	M14 x 1.5	-	1/4"
RGN-1/4-DN06	-	1/4"	1/4"
RGN-14-DN08	M14 x 1.5	-	5/16"
RGN-14-DN10	M14 x 1.5	-	3/8"
RGN-16-DN08	M16 x 1.5	3/8"	5/16"
RGN-16-DN10	M16 x 1.5	3/8"	3/8"
RGN-16-DN12	M16 x 1.5	3/8"	1/2"
RGN-18-DN10	M18 x 1.5	-	3/8"
RGN-1/2-DN10	-	1/2"	3/8"
RGN-1/2-DN12	-	1/2"	1/2"
RGN-18-DN12	M18 x 1.5	-	1/2"
RGN-22-DN12	M22 x 1.5	-	1/2"
RGN-22-DN16	M22 x 1.5	-	5/8"
RGN-26-DN19	M26 x 1.5	3/4"	3/4"
Tech Sheet 60611			

HYDRAULIC STAINLESS STEEL ADAPTORS & HOSE FITTINGS

stainless steel



Stainless Steel 1.4571 Working Temperature: -60°C to +400°C (DIN 17 440, AD W 10)



Standpipes



Straight, L Series

0044	OD mm	To Suit Hose ID
BEL-06-DN05	6	3/16"
BEL-06-DN06	6	1/4"
BEL-08-DN05	8	3/16"
BEL-08-DN06	8	1/4"
BEL-08-DN08	8	5/16"
BEL-10-DN08	10	5/16"
BEL-10-DN10	10	3/8"
BEL-12-DN10	12	3/8"
BEL-12-DN12	12	1/2"
BEL-15-DN10	15	3/8"
BEL-15-DN12	15	1/2"
BEL-18-DN12	18	1/2"
BEL-18-DN16	18	5/8"
BEL-22-DN16	22	5/8"
BEL-22-DN19	22	3/4"
BEL-28-DN25	28	1"
BEL-35-DN31	35	1.1/4"
BEL-42-DN38	42	1.1/2"

Tech Sheet 60615

Straight, S Series

0044	OD mm	To Suit Hose ID
BES-06-DN05	6	3/16"
BES-06-DN06	6	1/4"
BES-08-DN06	8	1/4"
BES-08-DN08	8	5/16"
BES-10-DN06	10	1/4"
BES-10-DN08	10	5/16"
BES-10-DN10	10	3/8"
BES-12-DN06	12	1/4"
BES-12-DN08	12	5/16"
BES-12-DN10	12	3/8"
BES-12-DN12	12	1/2"
BES-14-DN10	14	3/8"
BES-16-DN12	16	1/2"
BES-20-DN12	20	1/2"
BES-20-DN16	20	5/8"
BES-20-DN19	20	3/4"
BES-25-DN19	25	3/4"
BES-25-DN25	25	1"
BES-30-DN25	30	1"
BES-38-DN31	38	1.1/4"

Tech Sheet 60616

Straight, Imperial

0044	OD	To Suit Hose ID
BE-14-DN06	1/4"	1/4"
BE-516-DN08	5/16"	5/16"
BE-38-DN10	3/8"	3/8"
BE-12-DN12	1/2"	1/2"
BE-58-DN16	5/8"	5/8"
BE-34-DN19	3/4"	3/4"
BE-1-DN25	1"	1"
BE-114-DN31	1.1/4"	1.1/4"
BE-112-DN38	1.1/2"	1.1/2"

Tech Sheet 60612



Swept 90°, L Series

0044	OD mm	To Suit Hose ID
BEL-06-90-DN05	6	3/16"
BEL-06-90-DN06	6	1/4"
BEL-08-90-DN06	8	1/4"
BEL-10-90-DN06	10	1/4"
BEL-10-90-DN08	10	5/16"
BEL-10-90-DN10	10	3/8"
BEL-12-90-DN08	12	5/16"
BEL-12-90-DN10	12	3/8"
BEL-12-90-DN12	12	1/2"
BEL-15-90-DN12	15	1/2"
BEL-18-90-DN16	18	5/8"
BEL-22-90-DN19	22	3/4"
BEL-28-90-DN25	28	1"
BEL-35-90-DN31	35	1.1/4"
BEL-42-90-DN38	42	1.1/2"

Tech Sheet 60614

Swept 90°, S Series

0044	OD mm	To Suit Hose ID
BES-06-90-DN05	6	3/16"
BES-06-90-DN06	6	1/4"
BES-08-90-DN06	8	1/4"
BES-10-90-DN06	10	1/4"
BES-10-90-DN08	10	5/16"
BES-10-90-DN10	10	3/8"
BES-12-90-DN08	12	5/16"
BES-12-90-DN10	12	3/8"
BES-14-90-DN10	14	3/8"
BES-16-90-DN12	16	1/2"
BES-20-90-DN16	20	5/8"
BES-25-90-DN19	25	3/4"
BES-30-90-DN25	30	1"
BES-38-90-DN31	38	1.1/4"

Tech Sheet 60614



Swept 45°, L Series

0044	OD mm	To Suit Hose ID
BEL-06-45-DN05	6	3/16"
BEL-06-45-DN06	6	1/4"
BEL-08-45-DN06	8	1/4"
BEL-10-45-DN06	10	1/4"
BEL-10-45-DN08	10	5/16"
BEL-10-45-DN10	10	3/8"
BEL-12-45-DN08	12	5/16"
BEL-12-45-DN10	12	3/8"
BEL-15-45-DN12	15	1/2"
BEL-18-45-DN16	18	5/8"
BEL-22-45-DN19	22	3/4"
BEL-28-45-DN25	28	1"
BEL-35-45-DN31	35	1.1/4"
BEL-42-45-DN38	42	1.1/2"

Tech Sheet 60613

Swept 45°, S Series

0044	OD mm	To Suit Hose ID
BES-06-45-DN05	6	3/16"
BES-06-45-DN06	6	1/4"
BES-08-45-DN06	8	1/4"
BES-10-45-DN06	10	1/4"
BES-10-45-DN08	10	5/16"
BES-10-45-DN10	10	3/8"
BES-12-45-DN08	12	5/16"
BES-14-45-DN10	14	3/8"
BES-16-45-DN12	16	1/2"
BES-20-45-DN16	20	5/8"
BES-25-45-DN19	25	3/4"
BES-30-45-DN25	30	1"
BES-38-45-DN31	38	1.1/4"

Tech Sheet 60613



For Hose & Assemblies
see page 15

HYDRAULIC STAINLESS STEEL ADAPTORS & HOSE FITTINGS

stainless steel



Stainless Steel 1.4571 Working Temperature:
-60°C to +400°C (DIN 17 440, AD W 10)



SAE 3000 psi (3k)



Straight Flanges

0044	Flange ND	To Suit Hose ID
SFL3-1/2-DN12	1/2"	1/2"
SFL3-1/2-DN16	1/2"	5/8"
SFL3-3/4-DN12	3/4"	1/2"
SFL3-3/4-DN16	3/4"	5/8"
SFL3-3/4-DN19	3/4"	3/4"
SFL3-1-DN19	1"	3/4"
SFL3-1-DN25	1"	1"
SFL3-11/4-DN25	1.1/4"	1"
SFL3-11/4-DN31	1.1/4"	1.1/4"
SFL3-11/2-DN31	1.1/2"	1.1/4"
SFL3-11/2-DN38	1.1/2"	1.1/2"
SFL3-2-DN38	2"	1.1/2"
SFL3-2-DN51	2"	2"

Tech Sheet 60618



90° Flanges

0044	Flange ND	To Suit Hose ID
SFL3-1/2-90-DN12	1/2"	1/2"
SFL3-1/2-90-DN16	1/2"	5/8"
SFL3-3/4-90-DN12	3/4"	1/2"
SFL3-3/4-90-DN16	3/4"	5/8"
SFL3-3/4-90-DN19	3/4"	3/4"
SFL3-1-90-DN19	1"	3/4"
SFL3-1-90-DN25	1"	1"
SFL3-114-90-DN25	1.1/4"	1"
SFL3-114-90-DN31	1.1/4"	1.1/4"
SFL3-112-90-DN31	1.1/2"	1.1/4"
SFL3-112-90-DN38	1.1/2"	1.1/2"
SFL3-2-90-DN38	2"	1.1/2"
SFL3-2-90-DN51	2"	2"

Tech Sheet 60620



45° Flanges

0044	Flange ND	To Suit Hose ID
SFL3-1/2-45-DN12	1/2"	1/2"
SFL3-1/2-45-DN16	1/2"	5/8"
SFL3-3/4-45-DN12	3/4"	1/2"
SFL3-3/4-45-DN16	3/4"	5/8"
SFL3-3/4-45-DN19	3/4"	3/4"
SFL3-1-45-DN19	1"	3/4"
SFL3-1-45-DN25	1"	1"
SFL3-114-45-DN25	1.1/4"	1"
SFL3-114-45-DN31	1.1/4"	1.1/4"
SFL3-112-45-DN31	1.1/2"	1.1/4"
SFL3-112-45-DN38	1.1/2"	1.1/2"
SFL3-2-45-DN38	2"	1.1/2"
SFL3-2-45-DN51	2"	2"

Tech Sheet 60619

SAE 6000 psi (6k)



Straight Flanges

0044	Flange ND	To Suit Hose ID
SFS6-1/2-DN12	1/2"	1/2"
SFS6-1/2-DN16	1/2"	5/8"
SFS6-3/4-DN12	3/4"	1/2"
SFS6-3/4-DN16	3/4"	5/8"
SFS6-3/4-DN19	3/4"	3/4"
SFS6-1-DN19	1"	3/4"
SFS6-1-DN25	1"	1"
SFS6-11/4-DN25	1.1/4"	1"
SFS6-11/4-DN31	1.1/4"	1.1/4"
SFS6-11/2-DN31	1.1/2"	1.1/4"
SFS6-11/2-DN38	1.1/2"	1.1/2"
SFS6-2-DN38	2"	1.1/2"
SFS6-2-DN51	2"	2"

Tech Sheet 60618



90° Flanges

0044	Flange ND	To Suit Hose ID
SFS6-1/2-90-DN12	1/2"	1/2"
SFS6-1/2-90-DN16	1/2"	5/8"
SFS6-3/4-90-DN12	3/4"	1/2"
SFS6-3/4-90-DN16	3/4"	5/8"
SFS6-3/4-90-DN19	3/4"	3/4"
SFS6-1-90-DN19	1"	3/4"
SFS6-1-90-DN25	1"	1"
SFS6-114-90-DN25	1.1/4"	1"
SFS6-114-90-DN31	1.1/4"	1.1/4"
SFS6-112-90-DN31	1.1/2"	1.1/4"
SFS6-112-90-DN38	1.1/2"	1.1/2"
SFS6-2-90-DN38	2"	1.1/2"
SFS6-2-90-DN51	2"	2"

Tech Sheet 60620



45° Flanges

0044	Flange ND	To Suit Hose ID
SFS6-1/2-45-DN12	1/2"	1/2"
SFS6-1/2-45-DN16	1/2"	5/8"
SFS6-3/4-45-DN12	3/4"	1/2"
SFS6-3/4-45-DN16	3/4"	5/8"
SFS6-3/4-45-DN19	3/4"	3/4"
SFS6-1-45-DN19	1"	3/4"
SFS6-1-45-DN25	1"	1"
SFS6-114-45-DN25	1.1/4"	1"
SFS6-114-45-DN31	1.1/4"	1.1/4"
SFS6-112-45-DN31	1.1/2"	1.1/4"
SFS6-112-45-DN38	1.1/2"	1.1/2"
SFS6-2-45-DN38	2"	1.1/2"
SFS6-2-45-DN51	2"	2"

Tech Sheet 60619



Split Flanges

0044	Flange Size	Bolt Type Metric	Bolt Type UNC
FLH-3-1/2	1/2"	M8 x 25	5/16" x 1.1/4"
FLH-3-3/4	3/4"	M10 x 30	3/8" x 1.1/4"
FLH-3-1	1"	M10 x 30	3/8" x 1.1/4"
FLH-3-1.1/4	1.1/4"	M10 x 30	7/16" x 1.1/2"
FLH-3-1.1/2	1.1/2"	M12 x 35	1/2" x 1.1/2"
FLH-3-2	2"	M12 x 35	1/2" x 1.1/2"

Tech Sheet 60617

Sold as halves, two halves required for each flange insert.



Split Flanges

0044	Flange Size	Bolt Type Metric	Bolt Type UNC
FLH-6-1/2	1/2"	M8 x 30	5/16" x 1.1/4"
FLH-6-3/4	3/4"	M10 x 35	3/8" x 1.1/4"
FLH-6-1	1"	M12 x 45	-
FLH-6-1.1/4	1.1/4"	M14 x 50	-
FLH-6-1.1/2	1.1/2"	M16 x 55	5/8" x 2"
FLH-6-2	2"	M20 x 65	3/4" x 2.1/2"

Tech Sheet 60617

Sold as halves, two halves required for each flange insert.

Bolts, washers and O-rings are not included and must be purchased separately



PUSH STYLE HOSE SYSTEM

This range of quality hose and fittings has been designed and tested to fully comply to the specification of our SAE 100R6 hose.

The self grip style tail eliminates the requirement for swaged ferrules.




Hoses are available in a range of four colours, with standard end configurations of Metric DIN 2523, BSPP and JIC with A3C plated steel (other thread types and materials available upon request).

BENEFITS OF PUSH STYLE SYSTEM:


- High quality, complete low pressure hose system
- Fittings fully reusable
- No tooling required for assembly
- Fittings available in steel (stainless steel and brass available upon request)
- Static conducting hose available upon request
- System suitable for use with hydraulic oil, water, compressed air and water glycol based fluids at low pressure

FOUR COLOURS AS STANDARD FOR:

- Easy identification
- Identification of a particular medium by colour selected
- Colour-coded maintenance intervals



100R6-04-50 - EN854 - SAE 100R6 - 1/4" - 06MM -

 **Working Temperature:**
-40°C to +100°C.

 **Maximum Working Pressure:**
28 bar

HYDRAULIC HOSE RANGE



Oil Return/Fuel Hose SAE 100R6

100R6 Hose

Application:

Low pressure hydraulic applications, for use with push style fittings. See page 40

Specification:

SAE100 R6, exceeds EN854

Construction:

Inner tube: oil resistant synthetic rubber (Nbr)

Reinforcement: 1 single textile yarn braid

Outer cover: oil and weather resistant synthetic rubber

Recommended Fluids:

Hose suitable for petroleum based hydraulic oil and water-glycol based fluids, air and water

Available per 1 metre

Working Temperature:
-40°C to +100°C.

50 Metre Coils, Black

0303	ID	OD mm	Max Pressure Bar	Bend Radius mm	Burst Pressure Bar
100R6-04-50	1/4"	13.5	28	65	112
100R6-05-50	5/16"	15.1	28	75	112
100R6-06-50	3/8"	16.7	28	75	112
100R6-08-50	1/2"	20.6	28	100	112
100R6-10-50	5/8"	23.8	24	125	98

Page Tech Sheet 5010



25 Metre Coils, Black

0303	ID	OD mm	Max Pressure Bar	Bend Radius mm	Burst Pressure Bar
100R6-12-25	3/4"	27.8	21	150	84
100R6-16-25	1"	32.5	20	205	80


Page Tech Sheet 5010

100R6-04-50 - EN854 - SAE 100R6

50 Metre Coils, Red

0303	ID	OD mm	Max Pressure Bar	Bend Radius mm	Burst Pressure Bar
100R6-04-R-50	1/4"	13.5	28	65	112
100R6-06-R-50	3/8"	16.7	28	75	112
100R6-08-R-50	1/2"	20.6	28	100	112

Page Tech Sheet 5010



25 Metre Coils, Red

0303	ID	OD mm	Max Pressure Bar	Bend Radius mm	Burst Pressure Bar
100R6-12-R-25	3/4"	27.8	21	150	84
100R6-16-R-25	1"	32.5	20	205	80

Page Tech Sheet 5010

100R6-04-50 - EN854 - SAE 100R6

Oil Return/Fuel Hose SAE 100R6

100R6 Hose

Application:

Low pressure hydraulic applications, for use with push style fittings. See page 40

Specification:

SAE100 R6, exceeds EN854

Construction:

Inner tube: oil resistant synthetic rubber (NBR)
Reinforcement: 1 single textile yarn braid
Outer cover: oil and weather resistant synthetic rubber

Recommended Fluids:

Hose suitable for petroleum based hydraulic oil and water-glycol based fluids, air and water

Available per 1 metre

° Working Temperature:

-40°C to +100°C

50 Metre Coils, Blue


0303	ID	OD mm	Max Pressure Bar	Bend Radius mm	Burst Pressure Bar
100R6-04-B-50	1/4"	13.5	28	65	112
100R6-06-B-50	3/8"	16.7	28	75	112
100R6-08-B-50	1/2"	20.6	28	100	112

Page Tech Sheet 5010

25 Metre Coils, Blue

0303	ID	OD mm	Max Pressure Bar	Bend Radius mm	Burst Pressure Bar
100R6-12-B-25	3/4"	27.8	21	150	84
100R6-16-B-25	1"	32.5	20	205	80

Page Tech Sheet 5010



100R6-04-50 - EN854 - SAE 100R6

50 Metre Coils, Green

0303	ID	OD mm	Max Pressure Bar	Bend Radius mm	Burst Pressure Bar
100R6-04-G-50	1/4"	13.5	28	65	112
100R6-06-G-50	3/8"	16.7	28	75	112
100R6-08-G-50	1/2"	20.6	28	100	112

Page Tech Sheet 5010



100R6-04-50 - EN854 - SAE 100R6

25 Metre Coils, Green

0303	ID	OD mm	Max Pressure Bar	Bend Radius mm	Burst Pressure Bar
100R6-12-G-25	3/4"	27.8	21	150	84
100R6-16-G-25	1"	32.5	20	205	80

Page Tech Sheet 5010


PUSH STYLE HOSE SYSTEM

BSPP



Female

0309	Thread	To Suit Hose ID
PSBF0404CF	1/4"	1/4"
PSBF0606CF	3/8"	3/8"
PSBF0808CF	1/2"	1/2"
PSBF1212CF	3/4"	3/4"
PSBF1616CF	1"	1"



45° Elbow

0309	Thread	To Suit Hose ID
PSBF044504CF	1/4"	1/4"
PSBF064506CF	3/8"	3/8"
PSBF084508CF	1/2"	1/2"
PSBF124512CF	3/4"	3/4"
PSBF164516CF	1"	1"



90° Elbow

0309	Thread	To Suit Hose ID
PSBF049004CF	1/4"	1/4"
PSBF069006CF	3/8"	3/8"
PSBF089008CF	1/2"	1/2"
PSBF129012CF	3/4"	3/4"
PSBF169016CF	1"	1"

Metric Light




Female

0309	Thread	To Suit Hose ID
PSMFL06-04CF	6L (M12 x 1.5)	1/4"
PSMFL08-04CF	8L (M14 x 1.5)	1/4"
PSMFL10-06CF	10L (M16 x 1.5)	3/8"
PSMFL12-06CF	12L (M18 x 1.5)	3/8"
PSMFL15-08CF	15L (M22 x 1.5)	1/2"
PSMFL22-12CF	22L (M30 x 2.0)	3/4"



45° Elbow

0309	Thread	To Suit Hose ID
PSMFL06-45-04CF	6L (M12 x 1.5)	1/4"
PSMFL08-45-04CF	8L (M14 x 1.5)	1/4"
PSMFL10-45-06CF	10L (M16 x 1.5)	3/8"
PSMFL12-45-06CF	12L (M18 x 1.5)	3/8"
PSMFL15-45-08CF	15L (M22 x 1.5)	1/2"
PSMFL22-45-12CF	22L (M30 x 2.0)	3/4"



90° Elbow

0309	Thread	To Suit Hose ID
PSMFL06-90-04CF	6L (M12 x 1.5)	1/4"
PSMFL08-90-04CF	8L (M14 x 1.5)	1/4"
PSMFL10-90-06CF	10L (M16 x 1.5)	3/8"
PSMFL12-90-06CF	12L (M18 x 1.5)	3/8"
PSMFL15-90-08CF	15L (M22 x 1.5)	1/2"
PSMFL22-90-12CF	22L (M30 x 2.0)	3/4"

JIC



Female

0309	Thread	To Suit Hose ID
PSJF0404CF	7/16"	1/4"
PSJF0606CF	9/16"	3/8"
PSJF0808CF	3/4"	1/2"
PSJF1212CF	1.1/16"	3/4"



45° Elbow

0309	Thread	To Suit Hose ID
PSJF044504CF	7/16"	1/4"
PSJF064506CF	9/16"	3/8"
PSJF084508CF	3/4"	1/2"
PSJF124512CF	1.1/16"	3/4"



90° Elbow

0309	Thread	To Suit Hose ID
PSJF049004CF	7/16"	1/4"
PSJF069006CF	9/16"	3/8"
PSJF089008CF	3/4"	1/2"
PSJF129012CF	1.1/16"	3/4"

Designed and tested to work to the full specification of the 100R6 hose.

Mild Steel Reusable Fittings



BSPP Male

0300	To Suit Hose ID	Thread
2024-8746	1/4"	1/4"
2024-8761	3/8"	3/8"
2024-8779	1/2"	1/2"
2024-8787	5/8"	5/8"
2024-8795	3/4"	3/4"
2024-8803	1"	1"



BSPP Female

0300	To Suit Hose ID	Thread
2024-8811	1/4"	1/4"
2182-7985	1/4"	3/8"
2182-7977	3/8"	1/4"
2024-8829	3/8"	3/8"
2182-7993	3/8"	1/2"
2024-8837	1/2"	1/2"
2024-8845	5/8"	5/8"
2024-8852	3/4"	3/4"
2024-8860	1"	1"



BSPP Female, 45° Elbow

0300	To Suit Hose ID	Thread
2182-8009	1/4"	1/4"
2024-8944	3/8"	3/8"
2024-8951	1/2"	1/2"
2024-8969	5/8"	5/8"
2182-8025	1"	1"



BSPP Female, 90° Elbow

0300	To Suit Hose ID	Thread
2024-8878	1/4"	1/4"
2024-8886	3/8"	3/8"
2024-8894	1/2"	1/2"
2024-8902	5/8"	5/8"
2024-8910	3/4"	3/4"
2024-8928	1"	1"



BSPP, Female Compact 90° Elbow

0300	To Suit Hose ID	Thread
2182-8033	1/4"	1/4"
2182-8041	3/8"	3/8"
2182-8058	1/2"	1/2"



JIC, Male

0300	To Suit Hose ID	Thread
2036-7330	1/4"	1/2"
2036-7355	3/8"	9/16"
2182-8215	1/2"	7/8"
2182-8223	3/4"	1.1/16"
2182-8231	1"	1.5/16"



JIC, Female

0300	To Suit Hose ID	Thread
2036-7405	1/4"	7/16"
2182-8173	1/4"	1/2"
2036-7413	1/4"	9/16"
2036-7439	3/8"	9/16"
2036-7447	3/8"	3/4"
2036-7454	1/2"	3/4"
2182-8181	1/2"	7/8"
2182-8199	3/4"	1.1/16"
2182-8207	1"	1.5/16"



JIC, Female 90° Elbow

0300	To Suit Hose ID	Thread
2036-7504	1/4"	7/16"
2036-7520	1/4"	9/16"
2182-8249	3/8"	9/16"
2182-8256	3/8"	3/4"
2036-7538	1/2"	3/4"
2182-8272	1/2"	7/8"
2036-7579	3/4"	1.3/16"
2182-8280	3/4"	1.1/16"
2182-8306	1"	1.5/16"

Stainless Steel Reusable Inserts

stainless steel



Swivel Female Insert, BSPP

0044	To Suit Hose ID	Thread
RU0404FSS	1/4"	1/4"
RU0606FSS	3/8"	3/8"
RU0808FSS	1/2"	1/2"
RU1616FSS	1"	1"

Mild Steel Reusable Ferrules



R1AT Non-skive

0300	To Suit Hose ID
2028-5078	1/4"
2028-5086	3/8"
2028-5094	1/2"
2028-5102	5/8"
2028-5110	3/4"
2028-5128	1"



R2AT Non-skive

0300	To Suit Hose ID
2024-8993	1/4"
2024-9009	3/8"
2024-9017	1/2"
2024-9025	5/8"
2024-9033	3/4"
2024-9041	1"



R1A Skive

0300	To Suit Hose ID
2182-8066	1/4"
2182-8074	3/8"
2182-8082	1/2"
2182-8108	1"



R2A Skive

0300	To Suit Hose ID
2182-8116	1/4"
2182-8124	3/8"
2182-8132	1/2"
2182-8140	3/4"
2182-8157	1"

Stainless Steel Reusable Sockets

stainless steel



R1AT, Reusable Socket

0044	To Suit Hose ID
R1-04SS	1/4"
R1-06SS	3/8"
R1-08SS	1/2"
R1-16SS	1"



RETENTION SYSTEM FOR PRESSURE HOSES

Prevent whipping of a pressurised hose in the event of the hose separating from its fitting




Suitable for various applications, including:

- DIN and BSP Fittings
- JIC Fittings
- SAE Flanges

- Protects both the operator and components
- Recommended by the International Hydraulic Safety Authority - the world leader in hydraulic safety training
- Suitable for all kinds of flexible hose
- Tested protection: compliant with EN 853, EN 854, EN 855, EN 856, EN 857, SAE J517

How it works...




1: Disengagement:

A hose disengages from its ferrule.



2: Release/venting of pressure

The pressurised oil exits from the hose and the release of energy results in the hose gaining considerable velocity, triggering a hazardous "whip effect" which is very dangerous to anyone or anything in its vicinity.



Step 3: Restraint

This is where the Stopflex system gets into operation: the stainless steel cable is tensioned and restrains the hose, preventing it from 'whipping'. The plate cuts into the rubber of the hose, to ensure that the clamp remains firmly attached. The hose clamp and plate absorb the force released from the travel of the flexible hose. This critical step occurs within just a few seconds.

Retention System for Pressure Hoses



To suit DIN & BSP Fittings

0466	To Suit	Diameter mm	Length mm
STOPFUDIN145	8L - 1/4"	14.5	300
STOPFUDIN17	8S - 10L - 3/8"	17	300
STOPFUDIN185	10S - 12L	18.5	300
STOPFUDIN205	12S	20.5	300
STOPFUDIN225	14S - 15L - 1/2"	22.5	300
STOPFUDIN245	16S - 5/8"	24.5	300
STOPFUDIN265	18L - 3/4"	26.5	300
STOPFUDIN305	20S - 22L	30.5	300
STOPFUDIN34	1"	34	450
STOPFUDIN365	25S - 28L	36.5	450
STOPFUDIN425	30S - 1.1/4"	42.5	450
STOPFUDIN455	35L	45.5	450
STOPFUDIN49	1.1/2"	49	450
STOPFUDIN525	38S - 42L	52.5	450
STOPFUDIN60	2"	60	450

Tech Sheet 60137



To suit JIC Fittings

0466	To Suit	Diameter mm	Length mm
STOPFUJIC115	7/16"	11.5	300
STOPFUJIC132	1/2"	13.2	300
STOPFUJIC148	9/16"	14.8	300
STOPFUJIC195	3/4"	19.5	300
STOPFUJIC228	7/8"	22.8	300
STOPFUJIC275	1.1/16"	27.5	300
STOPFUJIC307	1.3/16"	30.7	300
STOPFUJIC34	1.5/16"	34	450
STOPFUJIC415	1.5/8"	41.5	450
STOPFUJIC48	1.7/8"	48	450
STOPFUJIC64	2.1/2"	64	450

Tech Sheet 60137



To suit SAE Flanges

0466	To Suit	Diameter mm	Length mm
STOPFUSAE085	1/2" - 3000 psi	8.5	300
STOPFUSAE105	3/4" - 1.1/4" 3000 psi, 3/4" 6000 psi	10.5	450
STOPFUSAE125	1.1/2" - 2" 3000 psi, 1" 6000 psi	12.5	450
STOPFUSAE145	1.1/4" - 6000 psi	14.5	450
STOPFUSAE165	1.1/2" - 6000 psi	16.5	450
STOPFUSAE205	2" - 6000 psi	20.5	450

Tech Sheet 60137

To suit Various Applications

0466	To Suit	Diameter mm	Length mm
STOPFUVARIE	Large Plate	13	450
STOPFUVARIES	Small Plate	13	450

Tech Sheet 60137



Hose Band

0466	Minimum Diameter mm	Maximum Diameter mm	Thread
STOPFA11115	11	11.5	M6
STOPFA12125	12	12.5	M6
STOPFA13135	13	13.5	M6
STOPFA1415	14	15	M6
STOPFA1617	16	17	M6
STOPFA1718	17	18	M6
STOPFA1819	18	19	M6
STOPFA2021	20	21	M6
STOPFA2122	21	22	M6
STOPFA2223	22	23	M6
STOPFA2425	24	25	M6
STOPFA2526	25	26	M6
STOPFA2627	26	27	M6
STOPFA2728	27	28	M6
STOPFA2829	28	29	M6
STOPFA3031	30	31	M6
STOPFA3233	32	33	M6
STOPFA3435	34	35	M6
STOPFA3637	36	37	M6
STOPFA3839	38	39	M6
STOPFA3940	39	40	M6
STOPFA4041	40	41	M6
STOPFA4243	42	43	M6
STOPFA4344	43	44	M6
STOPFA4445	44	45	M8
STOPFA4547	45	47	M8
STOPFA4850	48	50	M8
STOPFA5153	51	53	M8
STOPFA5354	53	54	M8
STOPFA5456	54	56	M8
STOPFA5759	57	59	M8
STOPFA6062	60	62	M8
STOPFA6365	63	65	M8
STOPFA6668	66	68	M8
STOPFA6971	69	71	M8
STOPFA7274	72	74	M8
STOPFA7577	75	77	M8
STOPFA7880	78	80	M8
STOPFA8183	81	83	M8
STOPFA8486	84	86	M8
STOPFA8789	87	89	M8
STOPFA9092	90	92	M8
STOPFA9395	93	95	M8

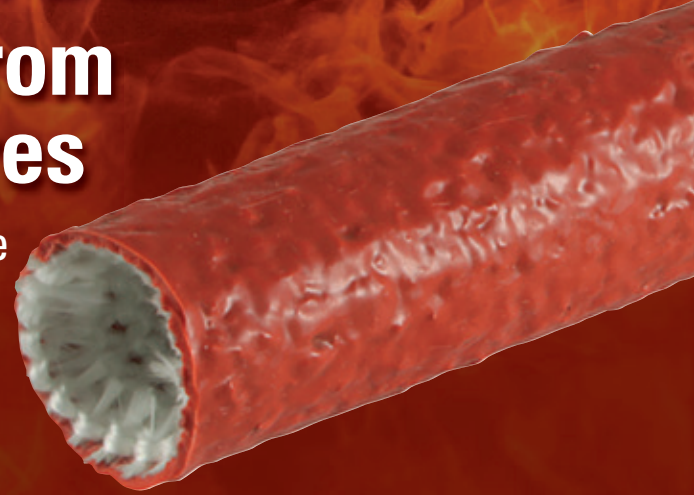
Tech Sheet 60137



FIRE SLEEVE FT PRO[®]

Shield your hoses from extreme temperatures

The tried and tested red oxide silicone coated glass protective sleeving is popular requirement for application in mining, petrochemical process, aerospace and steel works settings.



The protective sleeve is easily installed whilst assembling a hose or can also be retro-fitted during maintenance and repair activities.

In addition to defending critical equipment in harsh environmental conditions, the sleeve also mitigates health and safety risks by eliminating temperature extreme hazards so that scorching and burning injuries are avoided.

- Continuous protection at 260°C ambient temperatures
- Withstands molten metal splash at 1200°C
- UL94 flammability V-0
- Worker safety protection against lines that carry hot or volatile fluids
- Resistant to tears and abrasion
- Highly flexible and easily fitted
- MSHA approved
- RoHS 3 compliant



Fire Sleeve MSHA UL 94 V-0

Red Oxide Per Metre



0319	ID mm	OD mm	SAE Size
FS-06-R	6	11	-04
FS-10-R	10	15	-06
FS-12-R	12	17	-08
FS-14-R	14	19	-09
FS-16-R	16	21	-10
FS-19-R	19	24	-12
FS-22-R	22	27	-14
FS-25-R	25	30	-16
FS-28-R	28	33	-18
FS-32-R	32	37	-20
FS-35-R	35	40	-22
FS-38-R	38	43	-24
FS-41-R	41	46	-26
FS-44-R	44	49	-28
FS-51-R	51	56	-32
FS-57-R	57	62	-
FS-63-R	63	68	-40
FS-70-R	70	75	-
FS-76-R	76	81	-48
FS-83-R	83	88	-
FS-89-R	89	94	-56
FS-95-R	95	100	-60
FS-102-R	102	107	-
FS-114-R	114	119	-72
FS-127-R	127	132	-


Tech Sheet 70055

Red Oxide 15 Metre Coils



0319	ID mm	OD mm	SAE Size
FS-06-R-15	6	11	-04
FS-10-R-15	10	15	-06
FS-12-R-15	12	17	-08
FS-14-R-15	14	19	-09
FS-16-R-15	16	21	-10
FS-19-R-15	19	24	-12
FS-22-R-15	22	27	-14
FS-25-R-15	25	30	-16
FS-28-R-15	28	33	-18
FS-32-R-15	32	37	-20
FS-35-R-15	35	40	-22
FS-38-R-15	38	43	-24
FS-41-R-15	41	46	-26
FS-44-R-15	44	49	-28
FS-51-R-15	51	56	-32
FS-57-R-15	57	62	-
FS-63-R-15	63	68	-40
FS-70-R-15	70	75	-
FS-76-R-15	76	81	-48
FS-83-R-15	83	88	-
FS-89-R-15	89	94	-56
FS-95-R-15	95	100	-60
FS-102-R-15	102	107	-
FS-114-R-15	114	119	-72
FS-127-R-15	127	132	-

Tech Sheet 70055



Self Amalgamating Tape 11 Metre Roll

0319	Colour	Width mm
FS-TAPE-25-N-11	Black	25
FS-TAPE-25-R-11	Red	25

Tech Sheet 70056

Galvanised Steel Spring Hose Guard

Open coil spring guard is a very effective and economic means of protecting hoses from expensive abrasive and crush damage.

Manufactured from high tensile spring steel wire. Available in other sizes on request.

These products cannot be ordered online, please contact our sales office.



10 Metre Coils

0362	ID mm	Wall Thickness mm
SHG-18	18	1.6
SHG-20	20	1.6
SHG-22	22	2.0
SHG-24	24	2.0
SHG-25	25	2.0
SHG-26	26	2.0
SHG-29	29	2.0
SHG-31	31	3.2
SHG-33	33	3.2
SHG-37	37	3.2
SHG-41	41	3.2
SHG-43	43	3.2
SHG-45	45	3.2
SHG-49	49	3.2
SHG-51	51	3.2
SHG-54	54	3.2
SHG-56	56	3.2
SHG-60	60	3.2
SHG-63	63	3.2
SHG-70	70	3.2

HEAT SHRINK


2:1 Ratio (min) Thin Wall UL 224 VW-1



Crosslinked Polyolefin, 50 Metre Reel

0319	Colour	ID mm
HS2T-6-R-50	Red	6.35-12.7
HS2T-8-R-50	Red	8-16
HS2T-10-R-50	Red	9.5-19.1
HS2T-13-R-50	Red	12.7-25.4
HS2T-16-R-50	Red	16-32
HS2T-19-R-50	Red	19.00-38.1
HS2T-6-N-50	Black	6.35-12.7
HS2T-8-N-50	Black	8-16
HS2T-10-N-50	Black	9.5-19.1
HS2T-13-N-50	Black	12.7-25.4
HS2T-16-N-50	Black	16-32
HS2T-19-N-50	Black	19.00-38.1

Tech Sheet 70057



Crosslinked Polyolefin, 30 Metre Reel

0319	Colour	ID mm
HS2T-25-R-30	Red	25.4-50.8
HS2T-38-R-30	Red	38.1-76.2
HS2T-51-R-30	Red	50.8-101.6
HS2T-25-N-30	Black	25.4-50.8
HS2T-38-N-30	Black	38.1-76.2
HS2T-51-N-30	Black	50.8-101.6

Tech Sheet 70057

PROTECTIVE HOSE SLEEVES



Hose Protection Sleeve

The most economical option for managing, containing and protecting your hose, cables and other equipment.

Applications include protection for hose assemblies, ropes and wire harnesses.

- MSHA approved for underground mines, IC 171/1
- ISO 6945 abrasion standard, minimum 50,000 cycles
- Melting point: +220°C
- Resists mildew and bacterial growth
- Non-toxic
- Excellent resistance to UV ageing
- Very good chemical compatibility



20 Metre Coils

0460	ID mm
LGSLEEVE-18	18
LGSLEEVE-21	21
LGSLEEVE-25	25
LGSLEEVE-31	31
LGSLEEVE-36	36
LGSLEEVE-40	40
LGSLEEVE-45	45
LGSLEEVE-52	52
LGSLEEVE-60	60
LGSLEEVE-73	73
LGSLEEVE-85	85
LGSLEEVE-93	93

Tech Sheet 20377

Nylon Hose Protection Sleeve

This textile sleeve consists of nylon multifilament. Complying with European standards, it has excellent abrasion resistance, and is ideal for protecting people, environment and machinery against any possible hydraulic hose oil leakage or spill.

- Material: nylon (polyamide)
- Thickness: 0.8mm (European standard)
- Melting point: +230°C
- MSHA approved: IC 293-1
- ISO 6945 abrasion standard, minimum 50,000 cycles
- UV solar protected: BS EN 13758-1
- Burst and leakage protected: SAE J343/ISO 3457
- Conductivity requirement: ISO 8031 approved
- Pin hole test approved



° Working Temperature:
-40°C to +125°C
(the sleeve loses 10% of its resistance at +125°C)

20 Metre Coils

0672	ID mm
FPSLEEVE-017	17
FPSLEEVE-020	20
FPSLEEVE-023	23
FPSLEEVE-027	27
FPSLEEVE-031	31
FPSLEEVE-036	36
FPSLEEVE-040	40
FPSLEEVE-044	44
FPSLEEVE-055	55
FPSLEEVE-060	60
FPSLEEVE-066	66
FPSLEEVE-073	73
FPSLEEVE-093	93
FPSLEEVE-112	112

Tech Sheet 68268


Hose Burst Guard

Our highest performance sleeve, designed to control and dissipate fluids from dangerous hose bursts.

For use in line-of-sight applications, to help protect personnel and equipment from the effects of a hose failure.

- MSHA approved IC171/1
- Outer layer withstands a minimum 350,000 cycles, abrasion tested using ISO 6945 test method
- Controls bursts up to 13,000 psi
- Two-layer structure with inner yellow layer acting as an abrasion indicator
- Meets ISO 3457, 4413, 6945, 6805, EN 414, MDG 41 and MSHA IC171/2
- Excellent resistance to UV ageing
- 40 metre lengths available on request
- Melting point: +215°C

° **Maximum Burst Control Pressure:**
890 bar



30 Metre Coils

0460	ID mm
BUSLEEVE-31	31
BUSLEEVE-36	36
BUSLEEVE-42	42
BUSLEEVE-46	46
BUSLEEVE-54	54

Tech Sheet 60335

10 Metre Coils

0460	ID mm
BUSLEEVE-31-10	31
BUSLEEVE-36-10	36
BUSLEEVE-42-10	42
BUSLEEVE-46-10	46
BUSLEEVE-54-10	54

Tech Sheet 60335

Hose Wrap Sleeve

Ideal for hose bundling, adding abrasion protection post assembly or replacing damaged existing sleeves.

- Quick assembly
- Lightweight
- Proprietary bonding process allows cutting without fraying
- Meets ISO 6945 abrasion standard
- Excellent UV resistance
- Velcro fastening with shear strength of 22 psi
- Maximum temperature without degradation: +225°C



45 Metre Coils


0460	ID mm
WRSLEEVE-25	25
WRSLEEVE-75	75
WRSLEEVE-100	100
WRSLEEVE-125	125
WRSLEEVE-150	150
WRSLEEVE-175	175
WRSLEEVE-200	200

Tech Sheet 60336



Spiral Hose Guard Features

- Provides high strength abrasion resistance for most types of hydraulic, pneumatic and industrial hose assemblies across a wide range of industries including: mining, forestry, drill rigs, plant and agricultural machinery, automotive, marine and offshore
- Exceptional anti-crushing performance
- High abrasion resistance
- Good UV resistance
- Easy installation and routing
- Proven in arduous conditions
- Conveniently coiled and packed in cartons for easy storage
- Suitable for wrapping single hoses or multiple hose looms



Hose I.D.	Hose Type								
	R1AT	R2AT	1SC	2SC	4SP	4SH	R13	R15	R17
3/16"	A	A							
1/4"	B	B	B	B	C				B
5/16"	B	C							B
3/8"	C	C	C	C	D			D	C
1/2"	D	D	D	D	E			E	D
5/8"	D	E							E
3/4"	E	E	E	E	E	E	E	E	E
1"	F	F		F	F	F	F	F	F
1.1/4"	G	G			G	G	G	G	
1.1/2"	G	H			H	H	H		
2"	I	I			I	I	I	I	

PROTECTIVE HOSE SLEEVES



Polypropylene Protective Hose Sleeves



Working Temperature:
-40°C to +90°C


Available in various colours on request.



Flat Type Black, Polypropylene

0369	ID mm	Length Metres	To Suit
FSG-10	10	20	A
FSG-12	12	20	B
FSG-14	14	20	-
FSG-16	16	20	C
FSG-20	20	20	D
FSG-25	25	20	E
FSG-32	32	20	F
FSG-42	42	10	G
FSG-50	50	10	H
FSG-60	60	10	I
FSG-74	74	10	-
FSG-80	80	10	-
FSG-88	88	10	-
FSG-100	100	10	-
FSG-130	130	10	-
FSG-150	150	10	-
FSG-200	200	2	-

Tech Sheet 10265



Flat Type Yellow, Polypropylene

0369	ID mm	Length Metres	To Suit
FYSG-10	10	20	A
FYSG-12	12	20	B
FYSG-16	16	20	C
FYSG-20	20	20	D
FYSG-25	25	20	E
FYSG-32	32	20	F
FYSG-42	42	10	G
FYSG-50	50	10	H
FYSG-60	60	10	I

Tech Sheet 10265



Round Type Black, Polypropylene

0369	ID mm	Length Metres	To Suit
RSG-10	10	20	A
RSG-12	12	20	B
RSG-16	16	20	C
RSG-20	20	20	D
RSG-25	25	20	E
RSG-32	32	20	F
RSG-42	42	10	G
RSG-50	50	10	H
RSG-60	60	10	I

Tech Sheet 10265



Flat Type Hi-Viz Green, Polypropylene

0369	ID mm	Length	To Suit
FGSG-10	10	20	A
FGSG-12	12	20	B
FGSG-14	14	20	-
FGSG-16	16	20	C
FGSG-20	20	20	D
FGSG-25	25	20	E
FGSG-32	32	20	F
FGSG-42	42	10	G
FGSG-50	50	10	H
FGSG-60	60	10	I

Tech Sheet 10265

Larger sizes are available; speak to your account manager for further information.

The pellet launcher uses compressed air to fire a foam pellet through tube, pipe and hose, clearing soft deposits and loose debris as it travels through.

The pellet launcher is designed to operate at 80-110 psi and should be connected, by a 3/8" (10mm) ID air line, to an air source NOT exceeding 150 psi.

Maximum Working Pressure:
0 bar

Pellet Launcher Kits

The mobile kit is specifically for use with hose, tube and pipe from 5mm to 50mm. The hose nozzle fits over the tube, hose or pipe to be cleaned.

The specially designed and extremely robust pellet launcher controls the air flow. It attaches to a 50mm crimp head through a patented interlocking system. The nozzles are inserted into the head. These are designed to reduce the pellet in size for insertion into the pipe.

All nozzles fit into the 50mm crimp head. All kits come in a case with instruction manuals and a pellet usage chart for identifying the correct pellets to use with your application.

This kit consist of the following:

- AM-1™ hand piece
- 50mm crimp head
- Adapter ring
- White hose nozzles: 6, 8, 10, 13, 16, 19, 25, 32, 38 and 50mm



Mobile Kit

0489	Thread	Nozzle Quantity	Nozzle Hole Size
MOBI-KIT	1/4"	10 x Hose Nozzles	6mm to 50mm
Tech Sheet 60438			

Pellets used in the system will travel through 90° angles, tee joints, coils, U tubes, bore and straight-through valves.

The specially designed and extremely robust pellet launcher controls the air flow. It attaches to the 32mm and 50mm heads through a patented interlocking system. The nozzles are inserted into the head. These are designed to reduce the pellet in size for insertion into the pipe.

All nozzles fit into either the 32mm or 50mm heads. All kits come in a case with instruction manuals and a pellet usage chart for identifying the correct pellets to use with your application.

This kit consist of the following:

- AM-1™ hand piece
- 32mm and 50mm heads
- White hose nozzles: 6, 8, 10, 13, 16, 19, 25, 32, 38 and 50mm
- Green tube and JIC nozzles: 5, 6, 8, 10, 13, 16, 19, 22, 25, 32, 38 and 50mm
- Blue BSP nozzles: 6, 10, 13, 16, 19, 25 and 32mm



Full Kit

0489	Thread	Nozzle Quantity	Nozzle Hole Size
FULL-KIT	1/4"	31 x Hose Nozzles	6mm to 50mm
Tech Sheet 60439			

Foam Pellets

Standard pellets are designed for removal of debris from all hose, tube or pipe, without fittings. Pellets are manufactured from foam and should be approximately 15-20% larger than the ID of the hose, tube or pipe being cleaned. Please select the pellet closest to the size required from the list.



Standard

0490	OD mm
NSP007	7
NSP008	8
NSP010	10
NSP012	12
NSP014	14
NSP016	16
NSP018	18
NSP020	20
NSP022	22
NSP024	24
NSP026	26
NSP028	28
NSP030	30
NSP033	33
NSP035	35
NSP040	40
NSP045	45
NSP050	50
NSP055	55
NSP060	60

These multipurpose pellets are designed for use in complex assemblies, hoses with fittings and to eliminate fine particles of contamination. Pellets are manufactured from foam and should be approximately 15-20% larger than the ID of the hose, tube or pipe being cleaned. Please select the pellet closest to the size required from the list.



General Purpose

0490	OD mm
MPP007	7
MPP008	8
MPP010	10
MPP012	12
MPP014	14
MPP016	16
MPP018	18
MPP020	20
MPP022	22
MPP024	24
MPP026	26
MPP028	28
MPP030	30
MPP033	33
MPP035	35
MPP040	40
MPP045	45
MPP050	50
MPP055	55
MPP060	60



Plugtite Industrial

Designed and used to prevent the leakage and contamination of various fluids, including hydraulics and chemicals, during the service, maintenance and storage of machinery and equipment. Used in industrial areas such as hydraulic, chemical, processing, MRO, HVAC, mining and heavy equipment.

Made from a special compound in our own factory

The **Plugtite** aperture has been designed and engineered to give the plug greater compression than standard solid plugs, ensuring a perfect seal whilst still being able to be cut to size if needed.

- Greater resistance to most oils within the temperature range of -25°C to +90°C
- Does not shrink, leak or discolour
- Resistant to sunlight for greater shelf life; does not split/crack or deteriorate
- Easy to use; insert, squeeze, press home and release
- The compressed rubber ensures a tight fit

Other Members of the Plugtite Family

Plugtite - Hygiene FDA Approved

This plug is specifically produced for use in the food and beverage processing industry.

The use of the plugs helps to ensure that sensitive working areas are kept free of contamination from oils and other fluids by preventing leakage when cleaning and servicing machinery and equipment.

Plugtite - Heat Resistant

For use in operations such as electrostatic lines, die casting, etc, where high heat resistance is a requirement.



3 Standard Apertures

- Plugtite Small 2mm to 14mm
- Plugtite Medium 6mm to 24mm
- Plugtite Large 15mm to 45mm



The new generation of service and maintenance plugs

SERVICE PLUGS

Spill Prevention

- Stop contamination
- Plugtite products are used to prevent contamination of all sorts of chemical compounds into the surrounding environment

 **Working Temperature:**
-25°C to +90°C




Standard Pack

0709	Size mm	Box Quantity
PLUGTITE-STD-10	6-24	10
Tech Sheet 68083		



XL Pack

0709	Size mm	Box Quantity
PLUGTITE-MAX-4	15-45	4
Tech Sheet 68083		



Micro Pack

0709	Size mm	Box Quantity
PLUGTITE-MINI-20	2-14	20
Tech Sheet 68083		



Mix Pack

0709	Size mm	Box Quantity
PLUGTITE-MIX-9	2-45	9
Tech Sheet 68083		



Our extensive range of adaptors includes stock of more than 3000 different variations of JIC, SAE, Metric, BSP, BSPT, NPTF and NPSM made from mild steel (BS EN 10277:3:199 – 230M07Pb).



We specialise in not just one type of product – we have the flexibility to produce special requirements alongside our standard product ranges. This diversity of ranges and sizes, combines with our unparalleled customer service and technical assistance.

The market for hydraulic adaptors is a truly diverse one. Hydraulics are used in almost every facet of industry: Agriculture, Transport, Waste, Defence, Manufacturing, Marine, Construction, Mining, Engineering, etc. Hydraulic power plays a crucial global role in keeping these and other industries moving.



THREADS AND DIMENSIONS

- BSP adaptor dimensions are compatible with ISO 8434-6 and BS 5200.
- BSP DIN spec adaptors are to DIN 3852 Form A.
- BSPP and NCB threads are to BS EN ISO 228-1.
- BSPT threads are to BS EN 10226-1.
- JIC adaptors are to SAE J514.
- JIC and SAE threads are to BS 1580.
- JIS are to JIS B 8363
- Metric threads are to BS 3643-2.
- NPTF threads are to ANSI B1 20.3

PLATING

- Acid zinc plating is to ISO 2081, Fe/Zn8/A/T2.
- Fe = Ferrous substrate.
- Zn8 = Zinc coating 8 microns thick.
- A = Clear passivate.
- T2 = Application of organic or inorganic sealants.

MATERIAL

- Steel used for stock parts is 230M07Pb/11SMnPb37 as to BE EN 10277-3.
- Stainless is grade 316 to BS EN 10277-1.



HYDRAULIC ADAPTORS

Male/Male Adaptors

Equal BSPP Male x BSPP Male 60° Cone



0014	Thread	Thread
1BP0202	1/8"	1/8"
1BP0404	1/4"	1/4"
1BP0606	3/8"	3/8"
1BP0808	1/2"	1/2"
1BP1010	5/8"	5/8"
1BP1212	3/4"	3/4"
1BP1616	1"	1"
1BP2020	1.1/4"	1.1/4"
1BP2424	1.1/2"	1.1/2"
1BP2828	1.3/4"	1.3/4"
1BP3232	2"	2"
1BP4040	2.1/2"	2.1/2"
1BP4848	3"	3"
1BP6464	4"	4"

Tech Sheet 20000

Unequal BSPP Male x BSPP Male 60° Cone



0014	Thread	Thread
1BP0204	1/8"	1/4"
1BP0206	1/8"	3/8"
1BP0208	1/8"	1/2"
1BP0406	1/4"	3/8"
1BP0408	1/4"	1/2"
1BP0410	1/4"	5/8"
1BP0412	1/4"	3/4"
1BP0416	1/4"	1"
1BP0420	1/4"	1.1/4"
1BP0432	1/4"	2"
1BP0608	3/8"	1/2"
1BP0610	3/8"	5/8"
1BP0612	3/8"	3/4"
1BP0616	3/8"	1"
1BP0620	3/8"	1.1/4"
1BP0624	3/8"	1.1/2"
1BP0810	1/2"	5/8"
1BP0812	1/2"	3/4"
1BP0816	1/2"	1"
1BP0820	1/2"	1.1/4"
1BP0824	1/2"	1.1/2"
1BP0832	1/2"	2"
1BP1012	5/8"	3/4"
1BP1016	5/8"	1"
1BP1020	5/8"	1.1/4"
1BP1216	3/4"	1"
1BP1220	3/4"	1.1/4"
1BP1224	3/4"	1.1/2"
1BP1232	3/4"	2"
1BP1620	1"	1.1/4"
1BP1624	1"	1.1/2"
1BP1632	1"	2"
1BP1640	1"	2.1/2"
1BP2024	1.1/4"	1.1/2"
1BP2032	1.1/4"	2"
1BP2428	1.1/2"	1.3/4"
1BP2432	1.1/2"	2"
1BP2440	1.1/2"	2.1/2"
1BP2832	1.3/4"	2"

Tech Sheet 20000

BSPP Male x BSPP Male 60° Cone DIN 3852 Form A



0014	Thread	Thread
1BPA0202	1/8"	1/8"
1BPA0204	1/8"	1/4"
1BPA0404	1/4"	1/4"
1BPA0406	1/4"	3/8"
1BPA0408	1/4"	1/2"
1BPA0606	3/8"	3/8"
1BPA0608	3/8"	1/2"
1BPA0808	1/2"	1.1/4"
1BPA0812	1/2"	3/4"
1BPA0816	1/2"	1"
1BPA1212	3/4"	3/4"
1BPA1216	3/4"	1"
1BPA1616	1"	1"
1BPA1620	1"	1.1/4"
1BPA1624	1"	1.1/2"
1BPA2020	1.1/4"	1.1/4"
1BPA2024	1.1/4"	1.1/2"
1BPA2424	1.1/2"	1.1/2"
1BPA2432	1.1/2"	2"
1BPA3232	2"	2"

Tech Sheet 20000

BSPP Male x BSPP Male 60° Cone with Restrictor



0014	Thread	Thread	Restrictor
1BPR0404-1/32	1/4"	1/4"	1/32"
1BPR0404-1	1/4"	1/4"	1mm
1BPR0404-1/16	1/4"	1/4"	1/16"
1BPR0406-1/32	1/4"	3/8"	1/32"
1BPR0406-1	1/4"	3/8"	1mm
1BPR0406-1/16	1/4"	3/8"	1/16"
1BPR0408-1/32	1/4"	1/2"	1/32"
1BPR0408-1/16	1/4"	1/2"	1/16"
1BPR0606-1/32	3/8"	3/8"	1/32"
1BPR0606-1	3/8"	3/8"	1mm
1BPR0606-1/16	3/8"	3/8"	1/16"
1BPR0608-1/32	3/8"	1/2"	1/32"
1BPR0608-1	3/8"	1/2"	1mm
1BPR0608-3	3/8"	1/2"	3mm
1BPR0612-1/16	3/8"	3/4"	1/16"
1BPR0808-1/32	1/2"	1/2"	1/32"
1BPR0808-1	1/2"	1/2"	1mm
1BPR0808-1/16	1/2"	1/2"	1/16"

Tech Sheet 20000

BSPP Male x BSPP Male 60° Cone 174 Spec.



0014	Thread	Thread
00100	1/8"	1/4"
00114	1/4"	1/4"
00117	1/4"	3/8"
00101	1/4"	1/2"
00120	3/8"	3/8"
00102	3/8"	1/2"
00103	3/8"	3/4"
00125	1/2"	1/2"
00104	1/2"	3/4"
00116	1/2"	1"
00115	3/4"	3/4"
00106	3/4"	1"
00118	1"	1"
00119	1"	1.1/4"
00109	1.1/4"	1.1/4"
00110	1.1/4"	1.1/2"
00129	1.1/4"	2"
00111	1.1/2"	1.1/2"
00112	1.1/2"	2"
00113	2"	2"

Tech Sheet 20000

BSPP Male x BSPP Male 60° Cone BS5200



0014	Thread	Thread
52021	1/2"	1/2"

Tech Sheet 20000

BSPP Male x BSPP Male 60° Cone with Restrictor Blank Only



0014	Thread	Thread mm
13080	1/4"	1/4"
13081	1/4"	3/8"
13082	1/4"	1/2"
13083	3/8"	3/8"
13084	3/8"	1/2"
13089	3/8"	3/4"
13085	1/2"	1/2"
13086	1/2"	3/4"
13088	3/4"	1"

Tech Sheet 20000

HYDRAULIC ADAPTORS

Male/Male Adaptors



BSPP Male 60° Cone x BSPT Male

0014	Thread	Thread
1BP02T02	1/8"	1/8"
1BP02T04	1/8"	1/4"
1BP02T06	1/8"	3/8"
1BP04T02	1/4"	1/8"
1BP04T04	1/4"	1/4"
1BP04T06	1/4"	3/8"
1BP04T08	1/4"	1/2"
1BP04T12	1/4"	3/4"
1BP06T02	3/8"	1/8"
1BP06T04	3/8"	1/4"
1BP06T06	3/8"	3/8"
1BP06T08	3/8"	1/2"
1BP06T12	3/8"	3/4"
1BP06T16	3/8"	1"
1BP08T02	1/2"	1/8"
1BP08T04	1/2"	1/4"
1BP08T06	1/2"	3/8"
1BP08T08	1/2"	1/2"
1BP08T10	1/2"	5/8"
1BP08T12	1/2"	3/4"
1BP08T16	1/2"	1"
1BP08T20	1/2"	1.1/4"
1BP10T06	5/8"	3/8"
1BP10T08	5/8"	1/2"
1BP10T10	5/8"	5/8"
1BP10T12	5/8"	3/4"
1BP12T04	3/4"	1/4"
1BP12T06	3/4"	3/8"
1BP12T08	3/4"	1/2"
1BP12T12	3/4"	3/4"
1BP12T16	3/4"	1"
1BP12T20	3/4"	1.1/4"
1BP12T24	3/4"	1.1/2"
1BP16T06	1"	3/8"
1BP16T08	1"	1/2"
1BP16T12	1"	3/4"
1BP16T16	1"	1"
1BP16T20	1"	1.1/4"
1BP16T24	1"	1.1/2"
1BP16T32	1"	2"
1BP20T16	1.1/4"	1"
1BP20T20	1.1/4"	1.1/4"
1BP20T24	1.1/4"	1.1/2"
1BP20T32	1.1/4"	2"
1BP24T16	1.1/2"	1"
1BP24T20	1.1/2"	1.1/4"
1BP24T24	1.1/2"	1.1/2"
1BP24T32	1.1/2"	2"
1BP32T16	2"	1"
1BP32T20	2"	1.1/4"
1BP32T24	2"	1.1/2"
1BP32T32	2"	2"
1BP32T40	2"	2.1/2"
1BP32T48	2"	3"
1BP40T40	2.1/2"	2.1/2"

Tech Sheet 20000



BSPP Male 60° Cone x SAE O-Ring Face Seal Male

0014	Thread	Thread
74005	1/8"	9/16"
74000	1/4"	9/16"
74006	1/4"	11/16"
74001	3/8"	11/16"
74007	3/8"	13/16"
74015	1/2"	11/16"
74002	1/2"	13/16"
74008	1/2"	1"
74011	1/2"	1.3/16"
74014	5/8"	1.3/16"
74009	3/4"	1"
74003	3/4"	1.3/16"
74004	1"	1.7/16"
74012	1"	1.11/16"
74010	1.1/4"	1.11/16"

Tech Sheet 20000



BSPP Male 60° Cone x SAE Male 45° External Flare

0014	Thread	Thread
13200	3/8"	5/8"

Tech Sheet 20000



BSPT Male x JIS Male (BSPP Threads)

0014	Thread	Thread
00313-JIS	3/8"	3/8"

Tech Sheet 20000



BSPT Male x NPTF Male

0014	Thread	Thread
1BNT0204	1/8"	1/4"
1BNT0402	1/4"	1/8"
1BNT0404	1/4"	1/4"
1BNT0406	1/4"	3/8"
1BNT0606	3/8"	3/8"
1BNT0604	3/8"	1/4"
1BNT0808	1/2"	1/2"
1BNT1212	3/4"	3/4"
1BNT1616	1"	1"
1BNT2420	1.1/2"	1.1/4"
1BNT2424	1.1/2"	1.1/2"
1BNT3232	2"	2"
1BNT4040	2.1/2"	2.1/2"

Tech Sheet 20000



BSPT Male x BSPT Male

0014	Thread	Thread
1BT0202	1/8"	1/8"
1BT0204	1/8"	1/4"
1BT0404	1/4"	1/4"
1BT0406	1/4"	3/8"
1BT0408	1/4"	1/2"
1BT0606	3/8"	3/8"
1BT0608	3/8"	1/2"
1BT0808	1/2"	1/2"
1BT0812	1/2"	3/4"
1BT1212	3/4"	3/4"
1BT1216	3/4"	1"
1BT1220	3/4"	1.1/4"
1BT1616	1"	1"
1BT1620	1"	1.1/4"
1BT1624	1"	1.1/2"
1BT2020	1.1/4"	1.1/4"
1BT2024	1.1/4"	1.1/2"
1BT2032	1.1/4"	2"
1BT2424	1.1/2"	1.1/2"
1BT2432	1.1/2"	2"
1BT3232	2"	2"
1BT4040	2.1/2"	2.1/2"
1BT4848	3"	3"

Tech Sheet 20000



JIS Male x JIS Male 30° Cone (Metric Threads)

0014	Thread mm
9741-14	14
9741-18	18
9741-22	22
9741-24	24
9741-30	30
9741-33	33

Tech Sheet 20000



JIS Male x JIS Male 30° Cone (BSPP Threads)

0014	Thread
7801-04-04	1/4"
7801-06-06	3/8"
7801-08-08	1/2"
7801-12-12	3/4"

Tech Sheet 20000

HYDRAULIC ADAPTORS

Male/Male Adaptors



NPTF Male x BSPP Male 60° Cone

0014	Thread	Thread
1NB0202	1/8"	1/8"
1NB0204	1/8"	1/4"
1NB0206	1/8"	3/8"
1NB0208	1/8"	1/2"
1NB0402	1/4"	1/8"
1NB0404	1/4"	1/4"
1NB0406	1/4"	3/8"
1NB0408	1/4"	1/2"
1NB0412	1/4"	3/4"
1NB0602	3/8"	1/8"
1NB0604	3/8"	1/4"
1NB0606	3/8"	3/8"
1NB0608	3/8"	1/2"
1NB0610	3/8"	5/8"
1NB0612	3/8"	3/4"
1NB0802	1/2"	1/8"
1NB0804	1/2"	1/4"
1NB0806	1/2"	3/8"
1NB0808	1/2"	1/2"
1NB0810	1/2"	5/8"
1NB0812	1/2"	3/4"
1NB0816	1/2"	1"
1NB1204	3/4"	1/4"
1NB1206	3/4"	3/8"
1NB1208	3/4"	1/2"
1NB1210	3/4"	5/8"
1NB1212	3/4"	3/4"
1NB1216	3/4"	1"
1NB1220	3/4"	1.1/4"
1NB1224	3/4"	1.1/2"
1NB1604	1"	1/4"
1NB1606	1"	3/8"
1NB1608	1"	1/2"
1NB1612	1"	3/4"
1NB1616	1"	1"
1NB1620	1"	1.1/4"
1NB2012	1.1/4"	3/4"
1NB2016	1.1/4"	1"
1NB2020	1.1/4"	1.1/4"
1NB2024	1.1/4"	1.1/2"
1NB2032	1.1/4"	2"
1NB2416	1.1/2"	1"
1NB2420	1.1/2"	1.1/4"
1NB2424	1.1/2"	1.1/2"
1NB2432	1.1/2"	2"
1NB3216	2"	1"
1NB3220	2"	1.1/4"
1NB3224	2"	1.1/2"
1NB3232	2"	2"
1NB3240	2"	2.1/2"
1NB4032	2.1/2"	2"
1NB4040	2.1/2"	2.1/2"
1NB4832	3"	2"
1NB4840	3"	2.1/2"

Tech Sheet 20000



NPTF Male x NPTF Male

0014	Thread	Thread
1N0202	1/8"	1/8"
1N0204	1/8"	1/4"
1N0208	1/8"	1/2"
1N0404	1/4"	1/4"
1N0406	1/4"	3/8"
1N0408	1/4"	1/2"
1N0412	1/4"	3/4"
1N0606	3/8"	3/8"
1N0608	3/8"	1/2"
1N0808	1/2"	1/2"
1N0812	1/2"	3/4"
1N0816	1/2"	1"
1N0820	1/2"	1.1/4"
1N0824	1/2"	1.1/2"
1N1212	3/4"	3/4"
1N1216	3/4"	1"
1N1220	3/4"	1.1/4"
1N1616	1"	1"
1N1620	1"	1.1/4"
1N2020	1.1/4"	1.1/4"
1N2024	1.1/4"	1.1/2"
1N2032	1.1/4"	2"
1N2432	1.1/2"	2"
1N4040	2.1/2"	2.1/2"

Tech Sheet 20000



Metric Male x BSPP Male 60° Cone

0014	Thread	Thread
10542	M8 x 1	1/8"
10544	M10 x 1	1/8"
10545	M10 x 1	1/4"
10548	M10 x 1	3/8"
10543	M12 x 1	1/8"
10546	M12 x 1	1/4"
10541	M14 x 1	1/4"

Tech Sheet 20000



Metric Male x BSPP Male 60° Cone to DIN 3852 Form A

0014	Thread	Thread
60500	M22 x 1.5	1/2"

Tech Sheet 20000



Metric Male x Metric Male

0014	Thread	Thread
1MP1010	M10 x 1.5	M10 x 1.5
1MP1012	M10 x 1.5	M12 x 1.5
1MP1014	M10 x 1.5	M14 x 1.5
1MP1212	M12 x 1.5	M12 x 1.5
1MP1214	M12 x 1.5	M14 x 1.5
1MP1216	M12 x 1.5	M16 x 1.5
1MP1414	M14 x 1.5	M14 x 1.5
1MP1416	M14 x 1.5	M16 x 1.5
1MP1418	M14 x 1.5	M18 x 1.5
1MP1420	M14 x 1.5	M20 x 1.5
1MP1616	M16 x 1.5	M16 x 1.5
1MP1618	M16 x 1.5	M18 x 1.5
1MP1620	M16 x 1.5	M20 x 1.5
1MP1622	M16 x 1.5	M22 x 1.5
1MP1626	M16 x 1.5	M26 x 1.5
1MP1818	M18 x 1.5	M18 x 1.5
1MP1820	M18 x 1.5	M20 x 1.5
1MP1822	M18 x 1.5	M22 x 1.5
1MP1824	M18 x 1.5	M24 x 1.5
1MP1826	M18 x 1.5	M26 x 1.5
1MP2020	M20 x 1.5	M20 x 1.5
1MP2022	M20 x 1.5	M22 x 1.5
1MP2024	M20 x 1.5	M24 x 1.5
1MP2026	M20 x 1.5	M26 x 1.5
1MP2222	M22 x 1.5	M22 x 1.5
1MP2224	M22 x 1.5	M24 x 1.5
1MP2226	M22 x 1.5	M26 x 1.5
1MP2230	M22 x 1.5	M30 x 1.5
1MP2424	M24 x 1.5	M24 x 1.5
1MP2626	M26 x 1.5	M26 x 1.5
1MP3030	M30 x 1.5	M30 x 1.5
1MP3038	M30 x 1.5	M38 x 1.5
1MP3838	M38 x 1.5	M38 x 1.5

Tech Sheet 20000

HYDRAULIC ADAPTORS

Male/Male Adaptors



Metric Male x BSPP Male 60° Cone

0014	Thread	Thread
1MBP1004	M10 x 1.5	1/4"
1MBP1202	M12 x 1.5	1/8"
1MBP1204	M12 x 1.5	1/4"
1MBP1206	M12 x 1.5	3/8"
1MBP1208	M12 x 1.5	1/2"
1MBP1402	M14 x 1.5	1/8"
1MBP1404	M14 x 1.5	1/4"
1MBP1406	M14 x 1.5	3/8"
1MBP1408	M14 x 1.5	1/2"
1MBP1410	M14 x 1.5	5/8"
1MBP1604	M16 x 1.5	1/4"
1MBP1606	M16 x 1.5	3/8"
1MBP1608	M16 x 1.5	1/2"
1MBP1610	M16 x 1.5	5/8"
1MBP1612	M16 x 1.5	3/4"
1MBP1804	M18 x 1.5	1/4"
1MBP1806	M18 x 1.5	3/8"
1MBP1808	M18 x 1.5	1/2"
1MBP1810	M18 x 1.5	5/8"
1MBP1812	M18 x 1.5	3/4"
1MBP1816	M18 x 1.5	1"
1MBP2004	M20 x 1.5	1/4"
1MBP2006	M20 x 1.5	3/8"
1MBP2008	M20 x 1.5	1/2"
1MBP2012	M20 x 1.5	3/4"
1MBP2204	M22 x 1.5	1/4"
1MBP2206	M22 x 1.5	3/8"
1MBP2208	M22 x 1.5	1/2"
1MBP2212	M22 x 1.5	3/4"
1MBP2216	M22 x 1.5	1"
1MBP2406	M24 x 1.5	3/8"
1MBP2408	M24 x 1.5	1/2"
1MBP2412	M24 x 1.5	3/4"
1MBP2608	M26 x 1.5	1/2"
1MBP2610	M26 x 1.5	5/8"
1MBP2612	M26 x 1.5	3/4"
1MBP2616	M26 x 1.5	1"
1MBP3012	M30 x 1.5	3/4"
1MBP3016	M30 x 1.5	1"
1MBP3020	M30 x 1.5	1.1/4"
1MBP3616	M36 x 1.5	1"
1MBP3816	M38 x 1.5	1"
1MBP3820	M38 x 1.5	1.1/4"

Tech Sheet 20000



SAE O-Ring Boss Male x BSPP Male 60° Cone Less O-Ring

0014	Thread	Thread
01329	1/4"	1/8"
01326	1/4"	1/4"
01300	3/8"	1/4"
01323	3/8"	3/8"
01309	7/16"	1/8"
01301	7/16"	1/4"
01303	7/16"	3/8"
01302	7/16"	1/2"
01304	1/2"	1/4"
01305	1/2"	3/8"
01341	1/2"	1/2"
01306	9/16"	1/4"
01307	9/16"	3/8"
01308	9/16"	1/2"
01310	3/4"	1/4"
01311	3/4"	3/8"
01312	3/4"	1/2"
01313	3/4"	5/8"
01314	3/4"	3/4"
01315	5/8"	1/4"
01316	5/8"	3/8"
01344	5/8"	1/2"
01346	7/8"	1/4"
01317	7/8"	3/8"
01318	7/8"	1/2"
01319	7/8"	5/8"
01320	7/8"	3/4"
01335	7/8"	1"
01321	1.1/16"	3/8"
01322	1.1/16"	1/2"
01337	1.1/16"	5/8"
01324	1.1/16"	3/4"
01325	1.1/16"	1"
01348	1.1/16"	1.1/4"
01345	1.3/16"	3/4"
01343	1.5/16"	1/2"
01327	1.5/16"	3/4"
01328	1.5/16"	1"
01338	1.5/16"	1.1/4"
01330	1.5/16"	1.1/2"
01331	1.5/8"	3/4"
01332	1.5/8"	1"
01333	1.5/8"	1.1/4"
01339	1.5/8"	1.1/2"
01342	1.7/8"	1.1/4"
01340	1.7/8"	1.1/2"

Tech Sheet 20000



NPT Male x SAE Male 45° External Flare

0014	Thread	Thread
01050	1/8"	7/16"
01052	1/4"	7/16"
01054	1/4"	5/8"
01056	3/8"	7/16"
01058	3/8"	5/8"
01057	3/8"	3/4"
01060	1/2"	5/8"
01061	1/2"	3/4"
01062	1/2"	7/8"
01063	1/2"	1.1/16"
01065	3/4"	3/4"
01066	3/4"	7/8"
01064	3/4"	1.5/8"
01067	3/4"	1.1/16"

Tech Sheet 20000



SAE O-Ring Boss Male x SAE O-Ring Face Seal Male Less O-Rings

0014	Thread	Thread
21300	7/16"	9/16"
21301	7/16"	11/16"
21302	9/16"	11/16"
21303	9/16"	13/16"
21304	3/4"	11/16"
21305	3/4"	13/16"
21307	7/8"	13/16"
21308	7/8"	1"
21310	1.1/16"	1.3/16"
21311	1.1/16"	1.7/16"
21312	1.5/16"	1.3/16"
21313	1.5/16"	1.7/16"

Tech Sheet 20000

HYDRAULIC ADAPTORS

Male/Fixed Female Adaptors



BSPP Male 60° Cone x BSPP Fixed Female Extended

0014	Male Thread	Female Thread
4BX02	1/8"	1/8"
4BX0204	1/8"	1/4"
4BX0206	1/8"	3/8"
4BX0208	1/8"	1/2"
4BX0402	1/4"	1/8"
4BX04	1/4"	1/4"
4BX0406	1/4"	3/8"
4BX0408	1/4"	1/2"
4BX0412	1/4"	3/4"
4BX0604	3/8"	1/4"
4BX06	3/8"	3/8"
4BX0608	3/8"	1/2"
4BX0612	3/8"	3/4"
4BX0806	1/2"	3/8"
4BX08	1/2"	1/2"
4BX0812	1/2"	3/4"
4BX0816	1/2"	1"
4BX0820	1/2"	1.1/4"
4BX1208	3/4"	1/2"
4BX12	3/4"	3/4"
4BX1216	3/4"	1"
4BX1220	3/4"	1.1/4"
4BX1224	3/4"	1.1/2"
4BX1612	1"	3/4"
4BX16	1"	1"
4BX1620	1"	1.1/4"
4BX1624	1"	1.1/2"
4BX2020	1.1/4"	1.1/4"
4BX2024	1.1/4"	1.1/2"
4BX2032	1.1/4"	2"
4BX2420	1.1/2"	1.1/4"
4BX24	1.1/2"	1.1/2"

Tech Sheet 20000



BSPP Male 60° Cone x BSPT Female Extended

0014	Male Thread	Female Thread
16091	1/4"	1/8"
16090	1/4"	1/4"
16092	3/8"	1/4"
16093	3/8"	3/8"
16089	3/8"	1/2"
16094	1/2"	1/2"
16102	3/4"	1/2"
16095	3/4"	3/4"
16103	3/4"	1"
16096	1"	1"

Tech Sheet 20000



BSPP Male 60° Cone x Metric Female 1.5mm Pitch Extended

0014	Male Thread	Female Thread mm
19803	1/4"	12
19804	1/4"	14
19800	1/2"	16
19801	1/2"	22
19802	3/4"	22

Tech Sheet 20000



BSPP Male 60° Cone x NPT Female Extended

0014	Male Thread	Female Thread
16060	1/8"	1/8"
16061	1/4"	1/8"
16062	1/4"	1/4"
16073	1/4"	3/8"
16085	1/4"	1/2"
16072	3/8"	1/4"
16063	3/8"	3/8"
16065	1/2"	3/8"
16066	1/2"	1/2"
16082	1/2"	3/4"
16067	3/4"	3/4"
16083	1"	3/4"
16068	1"	1"
16084	1"	1.1/2"
16069	1.1/4"	1.1/4"
16075	1.1/2"	1.1/4"
16070	1.1/2"	1.1/2"
16071	2"	2"

Tech Sheet 20000



NPT Male x BSPP Female Extended

0014	Male Thread	Female Thread
16170	1/8"	1/8"
16178	1/8"	1/4"
16171	1/4"	1/4"
16173	3/8"	3/8"
16172	1/2"	3/8"
16174	1/2"	1/2"
16175	3/4"	3/4"
16176	1"	1"
16169	1.1/4"	1.1/4"
16366	1.1/2"	1.1/4"

Tech Sheet 20000



NPT Male x NPT Female Extended

0014	Male Thread	Female Thread
00820	1/8"	1/8"
00821	1/8"	1/4"
00822	1/4"	1/4"
00823	1/4"	3/8"
00843	1/4"	1"
00824	3/8"	3/8"
00842	3/8"	1/2"
00841	3/8"	3/4"
00826	1/2"	1/2"
00850	1/2"	3/4"
00829	3/4"	3/4"
00844	3/4"	1"
00849	3/4"	1.1/4"
00831	1"	1"
00825	1"	1.1/4"

Tech Sheet 20000

For Hydraulic Tube Clamps
see pages 184-200



HYDRAULIC ADAPTORS

Bushes

BSPP Male 60° Cone x BSPP Fixed Female Bush



0014	Male Thread	Female Thread
4B0602	3/8"	1/8"
4B0802	1/2"	1/8"
4B0804	1/2"	1/4"
4B1204	3/4"	1/4"
4B1206	3/4"	3/8"
4B1604	1"	1/4"
4B1606	1"	3/8"
4B1608	1"	1/2"
4B2008	1.1/4"	1/2"
4B2012	1.1/4"	3/4"
4B2016	1.1/4"	1"
4B2408	1.1/2"	1/2"
4B2412	1.1/2"	3/4"
4B2416	1.1/2"	1"
4B3216	2"	1"
4B3220	2"	1.1/4"
4B3224	2"	1.1/2"
4B4024	2.1/2"	1.1/2"
4B4032	2.1/2"	2"
4B4832	3"	2"

Tech Sheet 20000

BSPP Male 60° Cone x NPT Fixed Female Bush



0014	Male Thread	Female Thread
4BN0802	1/2"	1/8"
4BN0804	1/2"	1/4"
4BN1206	3/4"	3/8"
4BN1604	1"	1/4"
4BN1608	1"	1/2"
4BN2016	1.1/4"	1"
4BN2416	1.1/2"	1"
4BN4032	2.1/2"	2"
4BN4832	3"	2"

Tech Sheet 20000

BSPT Male x BSPP Female Bush



0014	Male Thread	Female Thread
16121	3/8"	1/8"
16122	3/8"	1/4"
16125	1/2"	1/4"
16123	3/4"	1/4"
16124	3/4"	3/8"
16137	3/4"	1/2"
16126	1"	1/4"
16117	1"	3/8"
16127	1"	1/2"
16128	1"	3/4"
16136	1.1/4"	1"
16142	1.1/2"	1/2"

Tech Sheet 20000

BSPP Male x BSPP Female Bush (Not Coned)



0014	Male Thread	Female Thread
00780	3/8"	1/8"
00781	1/2"	1/8"
00782	1/2"	1/4"
00783	5/8"	1/4"
00784	5/8"	3/8"
00785	3/4"	1/8"
00786	3/4"	1/4"
00787	3/4"	3/8"
00788	1"	1/4"
00789	1"	3/8"
00790	1"	1/2"
00791	1"	5/8"
00792	1.1/4"	1/4"
00793	1.1/4"	3/8"
00794	1.1/4"	1/2"
00795	1.1/4"	3/4"
00796	1.1/4"	1"
00801	1.1/2"	3/4"
00802	1.1/2"	1"
00805	2"	1/2"
00806	2"	5/8"
00807	2"	3/4"
00808	2"	1"
00809	2"	1.1/4"
00810	2"	1.1/2"

Tech Sheet 20000

BSPT Male x BSPT Female Bush



0014	Male Thread	Female Thread
16180	1/4"	1/8"
16181	3/8"	1/8"
16182	3/8"	1/4"
16183	1/2"	1/4"
16184	1/2"	3/8"
16186	3/4"	3/8"
16187	3/4"	1/2"
16190	1"	1/2"
16191	1"	3/4"

Tech Sheet 20000

NPT Male x BSPP Female Bush



0014	Male Thread	Female Thread
16350	1/4"	1/8"
16351	3/8"	1/4"
16352	1/2"	1/4"
16354	3/4"	1/4"
16355	3/4"	3/8"
16356	3/4"	1/2"
16359	1"	1/2"
16360	1"	3/4"
16365	2"	1"

Tech Sheet 20000

BSPP Male 60° Cone x BSPT Fixed Female Bush



0014	Male Thread	Female Thread
16601	1/2"	1/4"

Tech Sheet 20000

NPT Male x NPT Female Bush



0014	Male Thread	Female Thread
01001	1/4"	1/8"
01002	3/8"	1/8"
01003	3/8"	1/4"
01018	1/2"	1/8"
01004	1/2"	1/4"
01005	1/2"	3/8"
01032	3/4"	1/8"
01006	3/4"	1/4"
01007	3/4"	3/8"
01008	3/4"	1/2"
01022	1"	1/4"
01011	1"	3/8"
01009	1"	1/2"
01010	1"	3/4"
01023	1.1/4"	1/4"
01025	1.1/4"	3/8"
01026	1.1/4"	1/2"
01019	1.1/4"	3/4"
01012	1.1/4"	1"
01024	1.1/2"	1/4"
01027	1.1/2"	3/8"
01028	1.1/2"	1/2"
01013	1.1/2"	3/4"
01015	1.1/2"	1"
01021	1.1/2"	1.1/4"
01031	2"	1/4"
01030	2"	1/2"
01029	2"	3/4"
01014	2"	1"
01017	2"	1.1/4"
01016	2"	1.1/2"
01033	2.1/2"	2"

Tech Sheet 20000

HYDRAULIC ADAPTORS

Gauge Adaptors




BSPP Male 60° Cone x BSPP Fixed Female Gauge

0014	Male Thread	Female Thread
4BG02	1/8"	1/8"
4BG0204	1/8"	1/4"
4BG0206	1/8"	3/8"
4BG0402	1/4"	1/8"
4BG04	1/4"	1/4"
4BG0406	1/4"	3/8"
4BG0408	1/4"	1/2"
4BG0602	3/8"	1/8"
4BG0604	3/8"	1/4"
4BG06	3/8"	3/8"
4BG0608	3/8"	1/2"
4BG0804	1/2"	1/4"
4BG0806	1/2"	3/8"
4BG08	1/2"	1/2"
4BG0812	1/2"	3/4"
4BG0816	1/2"	1"
4BG1208	3/4"	1/2"
4BG1612	1"	3/4"

Tech Sheet 20000

FT PRO



For Push Style Hose System
see pages 37-39

Female Hose Inserts



Female Swivel Straight BSPP

0014	Thread	To Suit Hose ID
09240	1/4"	1/4"
09241	3/8"	3/8"
09242	1/2"	1/2"
09243	5/8"	5/8"
09244	3/4"	3/4"
09245	1"	1"

Tech Sheet 20000



Female Fixed Straight NPT

0014	Thread	To Suit Hose ID
16301	3/8"	3/8"
16302	1/2"	1/2"

Tech Sheet 20000



BSPP Swivel Female 60° Cone x Hose Tail Straight

0014	Thread	To Suit Hose ID
93100	1/4"	1/4"
93101	3/8"	3/8"
93102	1/2"	1/2"
93103	5/8"	5/8"
93104	3/4"	3/4"
93105	1"	1"
93107	1.1/2"	1.1/2"
93108	2"	2"

Tech Sheet 20000

Male Hose Inserts



Male Straight BSPP 60° Cone

0014	Thread	To Suit Hose ID
09220	1/4"	1/4"
09221	3/8"	3/8"
09222	1/2"	1/2"
09223	3/4"	3/4"
09224	1"	1"

Tech Sheet 20000



Male Straight BSPT

0014	Thread	To Suit Hose ID
09258	1/8"	1/4"
09250	1/4"	1/4"
09251	3/8"	3/8"
09252	3/8"	1/2"
09253	1/2"	1/2"
09254	3/4"	3/4"
09255	1"	1"

Tech Sheet 20000



BSPP Male 60° Cone x Hose Tail Straight

0014	Thread	To Suit Hose ID
19920	1/4"	1/4"
19921	3/8"	3/8"
19922	1/2"	1/2"
19923	5/8"	5/8"
19924	3/4"	3/4"
19925	1"	1"
19927	1.1/4"	1.1/4"

Tech Sheet 20000



BSPP Male 60° Cone x Hose Tail 90° Swept

0014	Thread	To Suit Hose ID
19930	1/4"	1/4"
19931	3/8"	3/8"
19932	1/2"	1/2"
19933	5/8"	5/8"
19934	3/4"	3/4"
19935	1"	1"

Tech Sheet 20000

HYDRAULIC ADAPTORS

Male/Female Swivel Adaptors



BSPP Male 60° Cone x BSPP Swivel Female 60° Cone

0014	Male Thread	Female Thread
2B0202	1/8"	1/8"
2B0204	1/8"	1/4"
2B0206	1/8"	3/8"
2B0402	1/4"	1/8"
2B0404	1/4"	1/4"
2B0406	1/4"	3/8"
2B0408	1/4"	1/2"
2B0412	1/4"	3/4"
2B0602	3/8"	1/8"
2B0604	3/8"	1/4"
2B0606	3/8"	3/8"
2B0608	3/8"	1/2"
2B0610	3/8"	5/8"
2B0612	3/8"	3/4"
2B0616	3/8"	1"
2B0804	1/2"	1/4"
2B0806	1/2"	3/8"
2B0808	1/2"	1/2"
2B0810	1/2"	5/8"
2B0812	1/2"	3/4"
2B0816	1/2"	1"
2B1004	5/8"	1/4"
2B1006	5/8"	3/8"
2B1008	5/8"	1/2"
2B1010	5/8"	5/8"
2B1012	5/8"	3/4"
2B1204	3/4"	1/4"
2B1206	3/4"	3/8"
2B1208	3/4"	1/2"
2B1210	3/4"	5/8"
2B1212	3/4"	3/4"
2B1216	3/4"	1"
2B1220	3/4"	1.1/4"
2B1224	3/4"	1.1/2"
2B1606	1"	3/8"
2B1608	1"	1/2"
2B1612	1"	3/4"
2B1616	1"	1"
2B1620	1"	1.1/4"
2B1624	1"	1.1/2"
2B1632	1"	2"
2B2008	1.1/4"	1/2"
2B2012	1.1/4"	3/4"
2B2016	1.1/4"	1"
2B2020	1.1/4"	1.1/4"
2B2024	1.1/4"	1.1/2"
2B2416	1.1/2"	1"
2B2420	1.1/2"	1.1/4"
2B2424	1.1/2"	1.1/2"
2B2432	1.1/2"	2"
2B3224	2"	1.1/2"
2B3232	2"	2"

Tech Sheet 20000



BSPP Male 60° Cone x SAE O-Ring Swivel Female

0014	Male Thread	Female Thread
96400	1/4"	9/16"
96410	1/4"	11/16"
96420	3/8"	9/16"
96430	3/8"	11/16"
96440	3/8"	13/16"
96450	1/2"	13/16"
96460	1/2"	1"
96470	3/4"	1.3/16"
96480	3/4"	1.7/16"
96490	1"	1.7/16"
96500	1.1/4"	1.11/16"

Tech Sheet 20000



BSPP Male 60° Cone x Metric Swivel Female

0014	Male Thread	Female Thread
2BM0412	1/4"	M12 x 1.5
2BM0414	1/4"	M14 x 1.5
2BM0416	1/4"	M16 x 1.5
2BM0418	1/4"	M18 x 1.5
2BM0614	3/8"	M14 x 1.5
2BM0616	3/8"	M16 x 1.5
2BM0618	3/8"	M18 x 1.5
2BM0620	3/8"	M20 x 1.5
2BM0622	3/8"	M22 x 1.5
2BM0816	1/2"	M16 x 1.5
2BM0818	1/2"	M18 x 1.5
2BM0820	1/2"	M20 x 1.5
2BM0822	1/2"	M22 x 1.5
2BM0824	1/2"	M24 x 1.5
2BM0826	1/2"	M26 x 1.5
2BM1022	5/8"	M22 x 1.5
2BM1222	3/4"	M22 x 1.5

Tech Sheet 20000

BSPP Male 60° Cone DIN 3852 Form A x BSPP Swivel Female 60° Cone



0014	Male Thread	Female Thread
61400	1/8"	1/8"
61402	1/8"	3/8"
61403	1/4"	1/8"
61404	1/4"	1/4"
61405	1/4"	3/8"
61406	1/4"	1/2"
61410	3/8"	3/8"
61411	3/8"	1/2"
61417	1/2"	1/2"
61419	1/2"	3/4"
61420	1/2"	1"
61429	3/4"	1/2"
61431	3/4"	3/4"
61432	3/4"	1"
61433	3/4"	1.1/4"
61434	1"	1/2"
61436	1"	3/4"
61437	1"	1"
61438	1"	1.1/4"
61439	1"	1.1/2"
61443	1.1/4"	1.1/4"
61444	1.1/4"	1.1/2"
61445	1.1/4"	2"
61448	1.1/2"	1.1/2"
61449	1.1/2"	2"

Tech Sheet 20000

BSPP Male 60° Cone x NPSM Swivel Female



0014	Male Thread	Female Thread
31427	1/4"	1/4"
31429	1/4"	3/8"
31433	3/8"	1/4"
31434	3/8"	3/8"

Tech Sheet 20000

BSPT Male x BSPP Swivel Female 60° Cone



0014	Male Thread	Female Thread
01875	1/8"	1/8"
01876	1/4"	1/4"
01877	3/8"	3/8"
01885	3/8"	1/2"
01884	1/2"	3/8"
01878	1/2"	1/2"
01879	5/8"	5/8"
01880	3/4"	1/2"
01881	3/4"	3/4"
01887	3/4"	1"
01882	1"	3/4"
01883	1"	1"
01889	1.1/4"	1.1/4"
01888	1.1/2"	1.1/2"
01886	2"	2"

Tech Sheet 20000

HYDRAULIC ADAPTORS

Male/Female Swivel Adaptors



Metric Male x BSPP Swivel Female 60° Cone

0014	Male Thread	Female Thread
2MB1204	M12 x 1.5	1/4"
2MB1404	M14 x 1.5	1/4"
2MB1406	M14 x 1.5	3/8"
2MB1604	M16 x 1.5	1/4"
2MB1606	M16 x 1.5	3/8"
2MB1608	M16 x 1.5	1/2"
2MB1612	M16 x 1.5	3/4"
2MB1806	M18 x 1.5	3/8"
2MB1808	M18 x 1.5	1/2"
2MB2006	M20 x 1.5	3/8"
2MB2008	M20 x 1.5	1/2"
2MB2012	M20 x 1.5	3/4"
2MB2208	M22 x 1.5	1/2"
2MB2212	M22 x 1.5	3/4"
2MB2606	M26 x 1.5	3/8"
2MB3008	M30 x 1.5	1/2"

Tech Sheet 20000



Metric Male x Metric Swivel Female

0014	Male Thread	Female Thread
2M1414	M14 x 1.5	M14 x 1.5
2M1616	M16 x 1.5	M16 x 1.5
2M1618	M16 x 1.5	M18 x 1.5
2M1818	M18 x 1.5	M18 x 1.5
2M2020	M20 x 1.5	M20 x 1.5
2M2022	M20 x 1.5	M22 x 1.5
2M2218	M22 x 1.5	M18 x 1.5
2M2220	M22 x 1.5	M20 x 1.5
2M2222	M22 x 1.5	M22 x 1.5

Tech Sheet 20000



NPT Male x BSPP Swivel Female 60° Cone

0014	Male Thread	Female Thread
11875	1/8"	1/8"
11876	1/4"	1/4"
11885	3/8"	1/4"
11877	3/8"	3/8"
11884	3/8"	1/2"
11874	1/2"	3/8"
11878	1/2"	1/2"
11880	3/4"	1/2"
11881	3/4"	3/4"
11882	1"	3/4"
11883	1"	1"

Tech Sheet 20000

Swivel Females



BSPP Swivel Female x BSPP Swivel Female 60° Cone

0014	Thread	Thread
3B0202	1/8"	1/8"
3B0204	1/8"	1/4"
3B0206	1/8"	3/8"
3B0404	1/4"	1/4"
3B0406	1/4"	3/8"
3B0606	3/8"	3/8"
3B0612	3/8"	3/4"
3B0616	3/8"	1"
3B0804	1/2"	1/4"
3B0806	1/2"	3/8"
3B0808	1/2"	1/2"
3B0810	1/2"	5/8"
3B0812	1/2"	3/4"
3B1006	5/8"	3/8"
3B1010	5/8"	5/8"
3B1210	3/4"	5/8"
3B1212	3/4"	3/4"
3B1216	3/4"	1"
3B1608	1"	1/2"
3B1616	1"	1"
3B1620	1"	1.1/4"
3B1624	1"	1.1/2"
3B2012	1.1/4"	3/4"
3B2020	1.1/4"	1.1/4"
3B2424	1.1/2"	1.1/2"
3B2432	1.1/2"	2"
3B3232	2"	2"

Tech Sheet 20000



BSPP Swivel Female 60° Cone x Metric Swivel Female

0014	Thread	Thread
3BM0412	1/4"	M12 x 1.5
3BM0414	1/4"	M14 x 1.5
3BM0612	3/8"	M12 x 1.5
3BM0614	3/8"	M14 x 1.5
3BM0616	3/8"	M16 x 1.5
3BM0618	3/8"	M18 x 1.5
3BM0620	3/8"	M20 x 1.5
3BM0622	3/8"	M22 x 1.5
3BM0816	1/2"	M16 x 1.5
3BM0818	1/2"	M18 x 1.5
3BM0822	1/2"	M22 x 1.5

Tech Sheet 20000


Metric Swivel Female x Metric Swivel Female



0014	Thread	Thread
01775	M12 x 1.5	M12 x 1.5
01785	M12 x 1.5	M14 x 1.5
01776	M14 x 1.5	M14 x 1.5
01777	M16 x 1.5	M16 x 1.5
01782	M16 x 1.5	M18 x 1.5
01778	M18 x 1.5	M18 x 1.5
01783	M18 x 1.5	M20 x 1.5
01779	M18 x 1.5	M22 x 1.5
01780	M20 x 1.5	M20 x 1.5
01784	M20 x 1.5	M22 x 1.5
01781	M22 x 1.5	M22 x 1.5

Tech Sheet 20000

Hexagon Female Sockets



BSPP Fixed Female x BSPP Fixed Female

0014	Thread
7B02	1/8"
7B04	1/4"
7B06	3/8"
7B08	1/2"
7B10	5/8"
7B12	3/4"
7B16	1"
7B20	1.1/4"
7B24	1.1/2"
7B32	2"

Tech Sheet 20000

BSPP Fixed Female x BSPP Fixed Female Reducing



0014	Thread	Thread
7B0204	1/8"	1/4"
7B0406	1/4"	3/8"
7B0408	1/4"	1/2"
7B0608	3/8"	1/2"
7B0812	1/2"	3/4"
7B0810	1/2"	5/8"
7B1216	3/4"	1"

Tech Sheet 20000

NPT Fixed Female x NPT Fixed Female



0014	Thread
7N02	1/8"
7N04	1/4"
7N06	3/8"
7N08	1/2"
7N12	3/4"
7N16	1"
7N24	1.1/2"

Tech Sheet 20000

HYDRAULIC ADAPTORS

90° Elbows



BSPP Male x BSPP Male 90° Swept Elbow 60° Cone

0014	Thread
EBM04	1/4"
EBM06	3/8"
EBM08	1/2"
EBM10	5/8"
EBM12	3/4"
EBM16	1"
EBM32	2"

Tech Sheet 20000



BSPP Male 60° Cone x BSPP Male 90° Positional Forged Elbow

0014	Thread
03051FDPOS	1/4"
03053FDPOS	3/8"
03054FDPOS	1/2"
03056FDPOS	3/4"
03057FDPOS	1"
03058FDPOS	1.1/4"

Tech Sheet 20000



BSPP Male x BSPP Swivel Female 90° Swept Elbow 60° Cone

0014	Thread
EBMF04	1/4"
EBMF06	3/8"
EBMF08	1/2"
EBMF10	5/8"
EBMF12	3/4"
EBMF16	1"
EBMF20	1.1/4"
EBMF24	1.1/2"
EBMF32	2"

Tech Sheet 20000



BSPP Swivel Female x BSPP Swivel Female 90° Swept Elbow 60° Cone

0014	Thread
EBF04	1/4"
EBF06	3/8"
EBF08	1/2"
EBF10	5/8"
EBF12	3/4"
EBF16	1"
EBF20	1.1/4"
EBF24	1.1/2"

Tech Sheet 20000



BSPP Swivel Female 60° Cone x Hose Tail 90° Swept Elbow

0014	Thread	To Suit Hose ID
93000	1/4"	1/4"
93001	3/8"	3/8"
93002	1/2"	1/2"
93003	5/8"	5/8"
93004	3/4"	3/4"
93005	1"	1"
93006	1.1/4"	1.1/4"

Tech Sheet 20000



Female Elbow 90° BSPP 60° Cone

0014	Thread	To Suit Hose ID
09280	1/4"	1/4"
09281	3/8"	3/8"
09282	1/2"	1/2"
09283	5/8"	5/8"
09284	3/4"	3/4"
09285	1"	1"

Tech Sheet 20000



BSPP Swivel Female 60° Cone x Hose Tail 90° Compact

0014	Thread	To Suit Hose ID
80001	1/4"	1/4"
80002	3/8"	3/8"
80008	1/2"	3/8"
80003	1/2"	1/2"
80004	5/8"	5/8"
80005	3/4"	3/4"
80006	1"	1"

Tech Sheet 20000

90° Compact Elbows



BSPP Male x BSPP Male 90° Compact Elbow 60° Cone

0014	Thread	Thread
XMB0404	1/4"	1/4"
XMB0406	1/4"	3/8"
XMB0606	3/8"	3/8"
XMB0608	3/8"	1/2"
XMB0808	1/2"	1/2"
XMB0812	1/2"	3/4"
XMB1212	3/4"	3/4"
XMB1616	1"	1"
XMB3232	2"	2"

Tech Sheet 20000



BSPP Male x BSPP Male 90° Compact Elbow for Bonded Seal 60° Cone

0014	Thread	Thread
XMBS0202	1/8"	1/8"
XMBS0402	1/4"	1/8"
XMBS0404	1/4"	1/4"
XMBS0606	3/8"	3/8"
XMBS0808	1/2"	1/2"
XMBS1212	3/4"	3/4"
XMBS1612	1"	3/4"
XMBS1616	1"	1"
XMBS2020	1.1/4"	1.1/4"

Tech Sheet 20000



BSPP Male 60° Cone x BSPT Male 90° Compact Elbow

0014	Thread	Thread
XMBP02T02	1/8"	1/8"
XMBP04T02	1/4"	1/8"
XMBP04T04	1/4"	1/4"
XMBP06T06	3/8"	3/8"
XMBP08T06	1/2"	3/8"
XMBP08T08	1/2"	1/2"
XMBP12T12	3/4"	3/4"
XMBP16T16	1"	1"

Tech Sheet 20000

Pressure ratings are not applicable to swept elbows or push-in fittings

HYDRAULIC ADAPTORS

90° Compact Elbows



BSPP Male 60° Cone x NPT Male 90° Compact Elbow

0014	Thread	Thread
XMB04N04	1/4"	1/4"
XMB06N06	3/8"	3/8"
XMB08N08	1/2"	1/2"

Tech Sheet 20000



BSPP Male for Bonded Seal x BSPP Swivel Female 90° Compact Elbow 60° Cone

0014	Male Thread	Female Thread
XBMBF0202	1/8"	1/8"
XBMBF0404	1/4"	1/4"
XBMBF0606	3/8"	3/8"
XBMBF0604	3/8"	1/4"
XBMBF0806	1/2"	3/8"
XBMBF0808	1/2"	1/2"
XBMBF0812	1/2"	3/4"
XBMBF1010	5/8"	5/8"
XBMBF1212	3/4"	3/4"
XBMBF1616	1"	1"
XBMBF2020	1.1/4"	1.1/4"
XBMBF2424	1.1/2"	1.1/2"
XBMBF3232	2"	2"

Tech Sheet 20000



BSPP Male for Cone Seal x BSPP Swivel Female 90° Compact Elbow 60° Cone

0014	Male Thread	Female Thread
XBMF0402	1/4"	1/8"
XBMF0404	1/4"	1/4"
XBMF0406	1/4"	3/8"
XBMF0604	3/8"	1/4"
XBMF0606	3/8"	3/8"
XBMF0608	3/8"	1/2"
XBMF0612	3/8"	3/4"
XBMF0806	1/2"	3/8"
XBMF0808	1/2"	1/2"
XBMF0812	1/2"	3/4"
XBMF0816	1/2"	1"
XBMF1212	3/4"	3/4"
XBMF1216	3/4"	1"
XBMF1612	1"	3/4"
XBMF1616	1"	1"
XBMF2424	1.1/2"	1.1/2"
XBMF3232	2"	2"

Tech Sheet 20000



BSPP Female x BSPP Female 90° Compact Elbow

0014	Thread
15026	1/4"
15027	3/8"
15028	1/2"
15030	3/4"
15031	1"
15032	1.1/4"

Tech Sheet 20000



BSPP Swivel Female x BSPP Swivel Female 90° Compact Elbow 60° Cone

0014	Thread	Thread
XBFO202	1/8"	1/8"
XBFO204	1/8"	1/4"
XBFO404	1/4"	1/4"
XBFO406	1/4"	3/8"
XBFO408	1/4"	1/2"
XBFO606	3/8"	3/8"
XBFO608	3/8"	1/2"
XBFO808	1/2"	1/2"
XBF1010	5/8"	5/8"
XBF1212	3/4"	3/4"
XBF1216	3/4"	1"
XBF1616	1"	1"
XBF2020	1.1/4"	1.1/4"
XBF2424	1.1/2"	1.1/2"
XBF3232	2"	2"

Tech Sheet 20000



BSPP Swivel Female x BSPP Swivel Female 90° Forged Compact Elbow 60° Cone

0014	Thread
05026FD	1/4"
05027FD	3/8"
05028FD	1/2"
05030FD	3/4"
05031FD	1"

Tech Sheet 20000



BSPP Male x BSPP Swivel Female 90° Forged Compact Elbow 60° Cone

0014	Thread
05000FD	1/4"
05001FD	3/8"
05002FD	1/2"
05004FD	3/4"
05005FD	1"
05018FD	1.1/4"
05007FD	1.1/2"

Tech Sheet 20000



BSPT Male x BSPT Male 90° Compact Elbow

0014	Thread
83000	1/4"
83001	3/8"
83002	1/2"
83003	3/4"
83004	1"
83005	1.1/4"

Tech Sheet 20000



BSPT Male x BSPP Swivel Female 90° Compact Elbow 60° Cone

0014	Male Thread	Female Thread
09410	1/8"	1/8"
09405	1/4"	1/4"
09406	3/8"	3/8"
09407	1/2"	1/2"
09411	3/4"	1/2"
09408	3/4"	3/4"
09409	1"	1"
09412	1.1/2"	1.1/2"

Tech Sheet 20000



NPT Male x BSPP Swivel Female 90° Compact Elbow 60° Cone

0014	Male Thread	Female Thread
09397	1/8"	1/8"
09400	1/4"	1/4"
09401	3/8"	3/8"
09402	1/2"	1/2"
09403	3/4"	3/4"
09404	1"	1"
09398	1.1/4"	1.1/4"
09399	1.1/2"	1.1/2"

Tech Sheet 20000

HYDRAULIC ADAPTORS

90° Compact Elbows



**NPT Male x NPT Male
90° Compact Elbow**

0014	Thread	Thread
XMN04	1/4"	1/4"
XMN06	3/8"	3/8"
XMN08	1/2"	1/2"
XMN12	3/4"	3/4"
XMN16	1"	1"
XMN20	1.1/4"	1.1/4"
XMN24	1.1/2"	1.1/2"
XMN32	2"	2"

Tech Sheet 20000



**NPT Male x NPT
Fixed Female
90° Compact Elbow**

0014	Male Thread	Female Thread
XNMF0202	1/8"	1/8"
XNMF0404	1/4"	1/4"
XNMF0604	3/8"	1/4"
XNMF0606	3/8"	3/8"
XNMF0806	1/2"	3/8"
XNMF0808	1/2"	1/2"
XNMF1212	3/4"	3/4"
XNMF1616	1"	1"
XNMF2020	1.1/4"	1.1/4"
XNMF2424	1.1/2"	1.1/2"

Tech Sheet 20000



**NPT Fixed Female x
NPT Fixed Female
90° Compact Elbow**

0014	Thread	Thread
XFN0202	1/8"	1/8"
XFN0404	1/4"	1/4"
XFN0606	3/8"	3/8"
XFN0608	3/8"	1/2"
XFN0808	1/2"	1/2"
XFN1212	3/4"	3/4"
XFN1616	1"	1"
XFN2020	1.1/4"	1.1/4"
XFN2424	1.1/2"	1.1/2"
XFN3232	2"	2"

Tech Sheet 20000

45° Elbows



**BSPP Male x BSPP
Male 45° Swept
Elbow 60° Cone**

0014	Thread
SEBM04	1/4"
SEBM06	3/8"
SEBM08	1/2"
SEBM10	5/8"
SEBM24	1.1/2"

Tech Sheet 20000



**BSPP Male x BSPP
Swivel Female
45° Swept Elbow 60° Cone**

0014	Thread
SEBMF04	1/4"
SEBMF06	3/8"
SEBMF08	1/2"
SEBMF10	5/8"
SEBMF12	3/4"
SEBMF16	1"
SEBMF20	1.1/4"
SEBMF24	1.1/2"
SEBMF32	2"

Tech Sheet 20000



**BSPP Swivel
Female x Hose Tail
45° Swept 60° Cone**

0014	Thread	To Suit Hose ID
94505	1"	1"

Tech Sheet 20000



**BSPP Swivel Female x
BSPP Swivel Female
45° Swept Elbow 60° Cone**

0014	Thread
SEBF04	1/4"
SEBF06	3/8"
SEBF08	1/2"
SEBF10	5/8"
SEBF12	3/4"
SEBF16	1"
SEBF20	1.1/4"
SEBF24	1.1/2"
SEBF32	2"

Tech Sheet 20000



**BSPP Male x BSPP
Male 45° Positional
Forged Elbow**

0014	Thread
03051FDPOS-45	1/4"
03053FDPOS-45	3/8"
03054FDPOS-45	1/2"
03056FDPOS-45	3/4"
03057FDPOS-45	1"

Tech Sheet 20000



**Female Elbow 45°
BSPP 60° Cone**

0014	Thread	To Suit Hose ID
19280	1/4"	1/4"
19281	3/8"	3/8"
19282	1/2"	1/2"
19283	5/8"	5/8"
19284	3/4"	3/4"
19285	1"	1"

Tech Sheet 20000

45° Compact Elbows



**BSPP Male x BSPP Swivel Female
45° Forged Compact Elbow 60° Cone**

0014	Thread
05000/45FD	1/4"
05001/45FD	3/8"
05002/45FD	1/2"
05004/45FD	3/4"
05005/45FD	1"

Tech Sheet 20000

Pressure ratings are not applicable to swept elbows or push-in fittings

HYDRAULIC ADAPTORS

Tees



BSPP Male x BSPP Male x BSPP Swivel Female Branch Tee 60° Cone

0014	Thread
ZMMFB02	1/8"
ZMMFB04	1/4"
ZMMFB06	3/8"
ZMMFB08	1/2"
ZMMFB12	3/4"
ZMMFB16	1"
ZMMFB20	1.1/4"

Tech Sheet 20000



BSPP Male x BSPP Swivel Female x BSPP Male Branch Tee 60° Cone

0014	Thread
ZMFMB02	1/8"
ZMFMB04	1/4"
ZMFMB06	3/8"
ZMFMB08	1/2"
ZMFMB10	5/8"
ZMFMB12	3/4"
ZMFMB16	1"
ZMFMB20	1.1/4"


Tech Sheet 20000



BSPP Male x BSPP Swivel Female x BSPP Swivel Female Branch Tee 60° Cone

0014	Thread
ZMFFB02	1/8"
ZMFFB04	1/4"
ZMFFB06	3/8"
ZMFFB08	1/2"
ZMFFB10	5/8"
ZMFFB12	3/4"
ZMFFB16	1"
ZMFFB20	1.1/4"

Tech Sheet 20000



BSPP Male x BSPP Swivel Female x BSPP Male Branch Tee Reducing on Branch 60° Cone

0014	Thread A	Thread B	Thread C
02035	3/8"	3/8"	1/4"
02032	1/2"	1/2"	1/4"
02031	1/2"	1/2"	3/8"
02022	3/4"	3/4"	1/4"
02039	3/4"	3/4"	3/8"
02037	3/4"	3/4"	1/2"
02023	1"	1"	1/4"
02018	1"	1"	3/4"

Tech Sheet 20000



NPT Male x NPT Female x NPT Male Branch Tee

0014	Thread
08010	1/4"
08011	3/8"
08012	1/2"
08013	3/4"
08014	1"
08015	1.1/4"
08016	1.1/2"

Tech Sheet 20000



NPT Male x NPT Female x NPT Female Branch Tee

0014	Thread
07059	1/8"
07060	1/4"
07061	3/8"
07062	1/2"
07063	3/4"
07064	1"
07065	1.1/4"
07066	1.1/2"

Tech Sheet 20000



BSPP Male x BSPP Swivel Female x BSPP Male Branch Tee Reducing on Run 60° Cone

0014	Thread A	Thread B	Thread C
02036	3/8"	1/2"	1/2"

Tech Sheet 20000

BSPP Male x BSPP Swivel Female x BSPP Male Branch Tee Enlarging on Branch 60° Cone

0014	Thread A	Thread B	Thread C
02017	3/8"	3/8"	1/2"

Tech Sheet 20000



BSPP Swivel Female x BSPP Swivel Female x BSPP Male Branch Tee 60° Cone

0014	Thread
ZFFMB04	1/4"
ZFFMB06	3/8"
ZFFMB08	1/2"
ZFFMB10	5/8"
ZFFMB12	3/4"
ZFFMB16	1"
ZFFMB20	1.1/4"

Tech Sheet 20000




NPT Female x NPT Female x NPT Male Branch Tee

0014	Thread
07080	1/4"
07081	3/8"
07082	1/2"
07083	3/4"
07084	1"
07085	1.1/4"
07086	1.1/2"

Tech Sheet 20000

HYDRAULIC ADAPTORS

Tees



BSPP Male x BSPP Male x BSPP Swivel Female Branch Unequal Tee 60° Cone

0014	Thread A	Thread B	Thread C
01998	3/8"	1/2"	1/2"
02014	1/4"	1/2"	1/2"
01999	1/2"	3/4"	3/4"
02013	1/2"	3/4"	1"

Tech Sheet 20000



BSPP Male Tee 60° Cone Seating Enlarging on Branch

0014	Thread A	Thread B
01913	3/8"	1/2"

Tech Sheet 20000



NPT Male Tee

0014	Thread
ZMN02	1/8"
ZMN04	1/4"
ZMN06	3/8"
ZMN08	1/2"

Tech Sheet 20000



BSPP Swivel Female Tee 60° Cone

0014	Thread
ZFB02	1/8"
ZFB04	1/4"
ZFB06	3/8"
ZFB08	1/2"
ZFB10	5/8"
ZFB12	3/4"
ZFB16	1"
ZFB20	1.1/4"
ZFB24	1.1/2"
ZFB32	2"

Tech Sheet 20000



BSPP Female Tee

0014	Thread
11975	1/8"
11976	1/4"
11977	3/8"
11978	1/2"
11979	5/8"
11980	3/4"
11981	1"
11982	1.1/4"
11985	1.1/2"
11984	2"


Tech Sheet 20000



NPTF Female Tee

0014	Thread
07000	1/8"
07001	1/4"
07002	3/8"
07003	1/2"
07004	3/4"
07005	1"
07006	1.1/4"
07007	1.1/2"
07008	2"

Tech Sheet 20000



BSPP Male Tee Reducing on Branch 60° Cone

0014	Thread A	Thread B	Thread C
RZMB0402BS	1/4"	1/4"	1/8"
RZMB0604BS	3/8"	3/8"	1/4"
RZMB0804BS	1/2"	1/2"	1/4"
RZMB1008BS	5/8"	5/8"	1/2"
RZMB1204BS	3/4"	3/4"	1/4"
RZMB1208BS	3/4"	3/4"	1/2"
RZMB1612BS	1"	1"	3/4"
RZMB2012BS	1.1/4"	1.1/4"	3/4"
RZMB2016BS	1.1/4"	1.1/4"	1"

Tech Sheet 20000



BSPP Male Tee for Bonded Seal 60° Cone

0014	Thread
ZMB02BS	1/8"
ZMB04BS	1/4"
ZMB06BS	3/8"
ZMB08BS	1/2"
ZMB10BS	5/8"
ZMB12BS	3/4"
ZMB16BS	1"
ZMB24BS	1.1/4"

Tech Sheet 20000



BSPP Male Tee 60° Cone Seating

0014	Thread
ZMB04	1/4"
ZMB06	3/8"
ZMB08	1/2"
ZMB12	3/4"
ZMB16	1"
ZMB24	1.1/2"
ZMB32	2"

Tech Sheet 20000

HYDRAULIC ADAPTORS

Bulkheads



BSPP Male x BSPP Male Bulkhead complete with Locknut 60° Cone

0014	Thread A	Thread B
09500	1/8"	1/8"
09501	1/4"	1/4"
09512	1/4"	3/8"
09513	3/8"	1/4"
09502	3/8"	3/8"
09505	3/8"	1/2"
09511	1/2"	3/8"
09503	1/2"	1/2"
09514	1/2"	3/4"
09504	5/8"	5/8"
09515	3/4"	1/2"
09506	3/4"	3/4"
09507	1"	1"
09508	1.1/4"	1.1/4"
09521	1.1/2"	1"
09509	1.1/2"	1.1/2"
09510	2"	2"
09516	2.1/2"	2.1/2"
09517	3"	3"

Tech Sheet 20000



BSPP Male x BSPP Male Extended Bulkhead 60° Cone complete with Locknut

0014	Thread A	Thread B
8BPX0404	1/4"	1/4"
8BPX0606	3/8"	3/8"
8BPX0608	3/8"	1/2"
8BPX0806	1/2"	3/8"
8BPX0808	1/2"	1/2"
8BPX1010	5/8"	5/8"
8BPX1208	3/4"	1/2"
8BPX1212	3/4"	3/4"
8BPX1616	1"	1"

Tech Sheet 20000



For Hydraulic Seals
see pages 109-112



BSPP Male x BSPP Male Bulkhead 60° Cone No Locknut

0014	Thread A	Thread B
8BP0202	1/8"	1/8"
8BP0404	1/4"	1/4"
8BP0606	3/8"	3/8"
8BP0808	1/2"	1/2"
8BP1010	5/8"	5/8"
8BP1212	3/4"	3/4"
8BP1616	1"	1"
8BP2020	1.1/4"	1.1/4"
8BP2424	1.1/2"	1.1/2"
8BP3232	2"	2"
8BP0406	1/4"	3/8"
8BP0604	3/8"	1/4"
8BP0608	3/8"	1/2"
8BP0806	1/2"	3/8"
8BP0812	1/2"	3/4"
8BP1208	3/4"	1/2"

Tech Sheet 20000



Metric Male x Metric Male Bulkhead No Locknut

0014	Thread	Thread
8MP1212	M12 x 1.5	M12 x 1.5
8MP1414	M14 x 1.5	M14 x 1.5
8MP1616	M16 x 1.5	M16 x 1.5
8MP1818	M18 x 1.5	M18 x 1.5
8MP2020	M20 x 1.5	M20 x 1.5
8MP2222	M22 x 1.5	M22 x 1.5
8MP2424	M24 x 1.5	M24 x 1.5

Tech Sheet 20000




Metric Male x Metric Male Bulkhead complete with Locknut

0014	Thread
09550	M12 x 1.5
09551	M14 x 1.5
09552	M16 x 1.5
09553	M18 x 1.5
09554	M20 x 1.5
09555	M22 x 1.5
09556	M24 x 1.5

Tech Sheet 20000

Plugs



BSPP Solid Plug

0014	Thread
6BS02	1/8"
6BS04	1/4"
6BS06	3/8"
6BS08	1/2"
6BS10	5/8"
6BS12	3/4"
6BS16	1"
6BS20	1.1/4"
6BS24	1.1/2"
6BS32	2"

Tech Sheet 20000



BSPP 60° Coned Plug

0014	Thread
6BC02	1/8"
6BC04	1/4"
6BC06	3/8"
6BC08	1/2"
6BC10	5/8"
6BC12	3/4"
6BC16	1"
6BC20	1.1/4"
6BC24	1.1/2"
6BC32	2"
6BC40	2.1/2"

Tech Sheet 20000



BSPP 60° Coned Plug to DIN 3852 Form A

0014	Thread
69001	1/4"
69002	3/8"
69003	1/2"
69005	3/4"
69006	1"
69009	2"

Tech Sheet 20000

HYDRAULIC ADAPTORS

Plugs



BSPP Socket Headed Plug for Bonded Seal

0014	Thread
09025-02-SPG	1/8"
09026-04-SPG	1/4"
09027-06-SPG	3/8"
09028-08-SPG	1/2"
09030-12-SPG	3/4"

Tech Sheet 20000



BSPP Socket Headed Plug with 3869 Seal

0014	Thread
3869-02-SPG	1/8"
3869-04-SPG	1/4"
3869-06-SPG	3/8"
3869-08-SPG	1/2"
3869-12-SPG	3/4"

Tech Sheet 20000



BSPT Solid Plug

0014	Thread
6BT02	1/8"
6BT04	1/4"
6BT06	3/8"
6BT08	1/2"
6BT10	5/8"
6BT12	3/4"
6BT16	1"
6BT24	1.1/2"
6BT32	2"

Tech Sheet 20000



Metric Solid Plug 1mm Pitch

0014	Thread
09169	M8 x 1
09179	M10 x 1
09168	M12 x 1

Tech Sheet 20000



Metric Solid Plug 1.5mm Pitch

0014	Thread
6M10	M10 x 1.5
6M12	M12 x 1.5
6M14	M14 x 1.5
6M16	M16 x 1.5
6M18	M18 x 1.5
6M20	M20 x 1.5
6M22	M22 x 1.5
6M24	M24 x 1.5
6M26	M26 x 1.5

Tech Sheet 20000



Metric Socket Headed Plug for Bonded Seal

0014	Thread
09179-M10-SPG	M10 x 1
09173-M14-SPG	M14 x 1.5
09170-M16-SPG	M16 x 1.5
09176-M22-SPG	M22 x 1.5

Tech Sheet 20000



Metric Socket Headed Plug with 3869 Seal

0014	Thread
3869-M10-SPG	M10 x 1
3869-M14-SPG	M14 x 1.5
3869-M16-SPG	M16 x 1.5
3869-M22-SPG	M22 x 1.5
3869-M26-SPG	M26 x 1.5

Tech Sheet 20000



NPT Socket Headed Plug

0014	Thread
09100/HD	1/8"
09101/HD	1/4"
09102/HD	3/8"
09103/HD	1/2"
09105/HD	3/4"
09106/HD	1"

Tech Sheet 20000



NPT Solid Plug

0014	Thread
6N02	1/8"
6N04	1/4"
6N06	3/8"
6N08	1/2"
6N12	3/4"
6N16	1"
6N20	1.1/4"
6N24	1.1/2"
6N32	2"
6N40	2.1/2"
6N48	3"

Tech Sheet 20000



SAE Boss Socket Head Male Plug with O-Ring

0014	Thread
7238-04	7/16"
7238-05	1/2"
7238-06	9/16"
7238-08	3/4"
7238-10	7/8"
7238-12	1.1/16"
7238-14	1.3/16"
7238-16	1.5/16"

Tech Sheet 20000

HYDRAULIC ADAPTORS

Plugs



SAE O-Ring Boss Male Solid Plug with O-Ring

0014	Thread
19162	5/16"
19150	7/16"
19151	1/2"
19152	9/16"
19153	3/4"
19154	7/8"
19155	1.1/16"
19156	1.3/16"
19157	1.5/16"
19158	1.5/8"
19159	1.7/8"
19160	2.1/2"

Tech Sheet 20000



SAE O-Ring Face Plug with O-Ring

0014	Thread
96000	9/16"
96001	11/16"
96002	13/16"
96003	1"
96004	1.3/16"
96005	1.7/16"

Tech Sheet 20000



JIS Solid Plug 30° Cone (BSPP Threads)

0014	Thread
7681-04	1/4"
7681-06	3/8"
7681-08	1/2"
7681-12	3/4"

Tech Sheet 20000



JIS Solid Plug 30° Cone (Metric Threads)

0014	Thread
9711-14	M14 x 1.5
9711-18	M18 x 1.5
9711-22	M22 x 1.5
9711-24	M24 x 1.5
9711-30	M30 x 1.5

Tech Sheet 20000

Crosses



BSPP Male Cross 60° Cone for Bonded Seal

0014	Thread
03007	1/8"
03000	1/4"
03001	3/8"
03002	1/2"
03003	5/8"
03004	3/4"
03005	1"
03006	1.1/4"

Tech Sheet 20000



BSPP Female Cross

0014	Thread
13023	1/8"
13020	1/4"
13021	3/8"
13022	1/2"
13024	3/4"
13025	1"
13026	1.1/4"

Tech Sheet 20000



BSPP Swivel Female Cross 60° Cone

0014	Thread
Z4MB02	1/8"
Z4MB04	1/4"
Z4MB06	3/8"
Z4MB08	1/2"
Z4MB10	5/8"
Z4MB12	3/4"
Z4MB16	1"
Z4MB20	1.1/4"
Z4MB24	1.1/2"

Tech Sheet 20000



NPT Female Cross

0014	Thread
37000	1/4"
37001	3/8"
37002	1/2"
37004	1"
37006	1.1/2"

Tech Sheet 20000

Ferrules




R2AT Non-skive Ferrule

0014	ID
19951	3/8"
19953	5/8"
19955	1"

Tech Sheet 20000


Locknuts



BSPP Locknut

0014	Thread
BLN02	1/8"
BLN04	1/4"
BLN06	3/8"
BLN08	1/2"
BLN10	5/8"
BLN12	3/4"
BLN16	1"
BLN20	1.1/4"
BLN24	1.1/2"
BLN32	2"

Tech Sheet 20000



Metric Locknut

0014	Thread
MLN12	M12 x 1.5
MLN14	M14 x 1.5
MLN16	M16 x 1.5
MLN18	M18 x 1.5
MLN20	M20 x 1.5
MLN22	M22 x 1.5
MLN24	M24 x 1.5

Tech Sheet 20000

HYDRAULIC ADAPTORS

Blanking Caps



BSPP Swivel 60° Coned Blanking Cap

0014	Thread
7BSBC02	1/8"
7BSBC04	1/4"
7BSBC06	3/8"
7BSBC08	1/2"
7BSBC10	5/8"
7BSBC12	3/4"
7BSBC16	1"
7BSBC20	1.1/4"
7BSBC24	1.1/2"
7BSBC32	2"

Tech Sheet 20000



Metric Swivel Blanking Cap

0014	Thread
7M12	M12 x 1.5
7M14	M14 x 1.5
7M16	M16 x 1.5
7M18	M18 x 1.5
7M20	M20 x 1.5
7M22	M22 x 1.5

Tech Sheet 20000



JIS Female Cap (BSPP Threads)

0014	Thread
7691-04	1/4"
7691-06	3/8"
7691-08	1/2"
7691-12	3/4"

Tech Sheet 20000



JIS Female Cap (Metric Threads)

0014	Thread
9721-14	M14 x 1.5
9721-18	M18 x 1.5
9721-22	M22 x 1.5
9721-24	M24 x 1.5
9721-30	M30 x 1.5

Tech Sheet 20000

Crimp Nuts



BSPP Crimp Nut

0014	Thread
708021	1/4"
708023	1/2"
708024	5/8"
708025	3/4"
708026	1"
708027	1.1/4"
708028	1.1/2"
708029	2"

Tech Sheet 20000



Metric Crimp Nut

0014	Thread
708049	M10 x 1.5
708050	M12 x 1.5
708051	M14 x 1.5
708053	M18 x 1.5

Tech Sheet 20000



NPSM Crimp Nut

0014	Thread
18004	1/8"
18000	1/4"
18001	3/8"
18002	1/2"
18003	3/4"
18005	1"
18007	1.1/4"
18008	1.1/2"
18009	2"

Tech Sheet 20000

Test Point Adaptors



BSPP Male x Swivel Female, 1/8" BSP Test Point

0014	Thread
01425-TP-B02	1/8"
01427-TP-B02	1/4"
01434-TP-B02	3/8"
01440-TP-B02	1/2"
01451-TP-B02	3/4"
01458-TP-B02	1"

Tech Sheet 20000



1/8" BSPP Male, M16x2 Test Point Fitting

0014	Thread
MTP/B02-M16/2S	1/8"

Tech Sheet 20000



For Threaded
Hydraulic Valves
see pages 244-246

JIC HYDRAULIC ADAPTORS

Male/Male Adaptors

NPTF Male x JIC Male 37° Cone



0014	Thread	Thread
1NJ0207	1/8"	7/16"
1NJ0208	1/8"	1/2"
1NJ0209	1/8"	9/16"
1NJ0407	1/4"	7/16"
1NJ0408	1/4"	1/2"
1NJ0409	1/4"	9/16"
1NJ0412	1/4"	3/4"
1NJ0414	1/4"	7/8"
1NJ0607	3/8"	7/16"
1NJ0608	3/8"	1/2"
1NJ0609	3/8"	9/16"
1NJ0612	3/8"	3/4"
1NJ0614	3/8"	7/8"
1NJ0807	1/2"	7/16"
1NJ0809	1/2"	9/16"
1NJ0812	1/2"	3/4"
1NJ0814	1/2"	7/8"
1NJ0817	1/2"	1.1/16"
1NJ0821	1/2"	1.5/16"
1NJ1207	3/4"	7/16"
1NJ1209	3/4"	9/16"
1NJ1214	3/4"	7/8"
1NJ1217	3/4"	1.1/16"
1NJ1226	3/4"	1.5/8"
1NJ1612	1"	3/4"
1NJ1614	1"	7/8"
1NJ1621	1"	1.5/16"
1NJ1626	1"	1.5/8"
1NJ1630	1"	1.7/8"
1NJ2017	1.1/4"	1.1/16"
1NJ2021	1.1/4"	1.5/16"
1NJ2030	1.1/4"	1.7/8"
1NJ2040	1.1/4"	2.1/2"
1NJ2417	1.1/2"	1.1/16"
1NJ2421	1.1/2"	1.5/16"
1NJ2426	1.1/2"	1.5/8"
1NJ2430	1.1/2"	1.7/8"
1NJ2440	1.1/2"	2.1/2"
1NJ3226	2"	1.5/8"
1NJ3230	2"	1.7/8"
1NJ3240	2"	2.1/2"

Tech Sheet 20000



BSPP Male x JIC Male 37° Cone Restrictor Blank Only

0014	Thread	Thread
13230	1/4"	9/16"
13231	3/8"	7/16"
13232	3/8"	9/16"
13233	1/2"	9/16"

Tech Sheet 20000

BSPT Male x JIC Male 37° Cone



0014	Thread	Thread
1BTJ0207	1/8"	7/16"
1BTJ0208	1/8"	1/2"
1BTJ0209	1/8"	9/16"
1BTJ0407	1/4"	7/16"
1BTJ0408	1/4"	1/2"
1BTJ0409	1/4"	9/16"
1BTJ0412	1/4"	3/4"
1BTJ0607	3/8"	7/16"
1BTJ0608	3/8"	1/2"
1BTJ0609	3/8"	9/16"
1BTJ0612	3/8"	3/4"
1BTJ0809	1/2"	9/16"
1BTJ0812	1/2"	3/4"
1BTJ0814	1/2"	7/8"
1BTJ0817	1/2"	1.1/16"
1BTJ1212	3/4"	3/4"
1BTJ1214	3/4"	7/8"
1BTJ1217	3/4"	1.1/16"
1BTJ1219	3/4"	1.3/16"
1BTJ1221	3/4"	1.5/16"
1BTJ1612	1"	3/4"
1BTJ1617	1"	1.1/16"
1BTJ1621	1"	1.5/16"
1BTJ1626	1"	1.5/8"
1BTJ2021	1.1/4"	1.5/16"
1BTJ2026	1.1/4"	1.5/8"
1BTJ2426	1.1/2"	1.5/8"
1BTJ2430	1.1/2"	1.7/8"
1BTJ3230	2"	1.7/8"
1BTJ3240	2"	2.1/2"

Tech Sheet 20000

JIC Male x JIC Male 37° Cone



0014	Thread	Thread
1JP0505	5/16"	5/16"
1JP0507	5/16"	7/16"
1JP0707	7/16"	7/16"
1JP0709	7/16"	9/16"
1JP0807	1/2"	7/16"
1JP0808	1/2"	1/2"
1JP0809	1/2"	9/16"
1JP0812	1/2"	3/4"
1JP0814	1/2"	7/8"
1JP0909	9/16"	9/16"
1JP0914	9/16"	7/8"
1JP0917	9/16"	1.1/16"
1JP0919	9/16"	1.3/16"
1JP1207	3/4"	7/16"
1JP1209	3/4"	9/16"
1JP1212	3/4"	3/4"
1JP1214	3/4"	7/8"
1JP1414	7/8"	7/8"
1JP1417	7/8"	1.1/16"
1JP1421	7/8"	1.5/16"
1JP1717	1.1/16"	1.1/16"
1JP1721	1.1/16"	1.5/16"
1JP1919	1.3/16"	1.3/16"
1JP2121	1.5/16"	1.5/16"
1JP2126	1.5/16"	1.5/8"
1JP2130	1.5/16"	1.7/8"
1JP2626	1.5/8"	1.5/8"
1JP3030	1.7/8"	1.7/8"
1JP4040	2.1/2"	2.1/2"

Tech Sheet 20000

JIC Male 37° Cone x JIS Male 30° Cone (BSPP Threads)



0014	Thread	Thread
6811-04-04	7/16"	1/4"
6811-06-06	9/16"	3/8"
6811-08-08	3/4"	1/2"

Tech Sheet 20000

JIC Male 37° Cone x JIS Male 30° Cone (Metric Threads)



0014	Thread	Thread
8751-04-14	7/16"	M14 x 1.5
8751-06-18	9/16"	M18 x 1.5
8751-08-22	3/4"	M22 x 1.5
8751-10-24	7/8"	M24 x 1.5
8751-12-30	1.1/16"	M30 x 1.5
8751-16-33	1.5/16"	M33 x 1.5

Tech Sheet 20000

JIC HYDRAULIC ADAPTORS

Male/Male Adaptors



Metric Male x JIC Male 37° Cone

0014	Thread	Thread
01265	M10 x 1.5	7/16"
01274	M12 x 1.5	7/16"
01284	M12 x 1.5	9/16"
01286	M12 x 1.5	3/4"
01268	M14 x 1.5	3/8"
01291	M14 x 1.5	7/16"
01287	M14 x 1.5	9/16"
01288	M14 x 1.5	3/4"
01272	M14 x 1.5	7/8"
01295	M16 x 1.5	7/16"
01280	M16 x 1.5	9/16"
01275	M16 x 1.5	3/4"
01289	M16 x 1.5	7/8"
01299	M18 x 1.5	7/16"
01276	M18 x 1.5	9/16"
01281	M18 x 1.5	3/4"
01283	M18 x 1.5	7/8"
01298	M18 x 1.5	1.1/16"
01282	M20 x 1.5	9/16"
01277	M20 x 1.5	3/4"
01290	M20 x 1.5	7/8"
01270	M20 x 1.5	1.1/16"
01285	M22 x 1.5	9/16"
01278	M22 x 1.5	3/4"
01279	M22 x 1.5	7/8"
01294	M22 x 1.5	1.1/16"
01267	M24 x 1.5	1.1/16"
01297	M26 x 1.5	7/8"
01292	M26 x 1.5	1.1/16"

Tech Sheet 20000



BSPP Male 60° Cone x JIC 37° Cone Male

0014	Thread	Thread
1BJP0207	1/8"	7/16"
1BJP0208	1/8"	1/2"
1BJP0209	1/8"	9/16"
1BJP0407	1/4"	7/16"
1BJP0408	1/4"	1/2"
1BJP0409	1/4"	9/16"
1BJP0412	1/4"	3/4"
1BJP0414	1/4"	7/8"
1BJP0417	1/4"	1.1/16"
1BJP0421	1/4"	1.5/16"
1BJP0607	3/8"	7/16"
1BJP0608	3/8"	1/2"
1BJP0609	3/8"	9/16"
1BJP0612	3/8"	3/4"
1BJP0614	3/8"	7/8"
1BJP0617	3/8"	1.1/16"
1BJP0621	3/8"	1.5/16"
1BJP0807	1/2"	7/16"
1BJP0808	1/2"	1/2"
1BJP0809	1/2"	9/16"
1BJP0812	1/2"	3/4"
1BJP0814	1/2"	7/8"
1BJP0817	1/2"	1.1/16"
1BJP0821	1/2"	1.5/16"
1BJP1009	5/8"	9/16"
1BJP1012	5/8"	3/4"
1BJP1014	5/8"	7/8"
1BJP1017	5/8"	1.1/16"
1BJP1019	5/8"	1.3/16"
1BJP1021	5/8"	1.5/16"
1BJP1207	3/4"	7/16"
1BJP1208	3/4"	1/2"
1BJP1209	3/4"	9/16"
1BJP1212	3/4"	3/4"
1BJP1214	3/4"	7/8"
1BJP1217	3/4"	1.1/16"
1BJP1219	3/4"	1.3/16"
1BJP1221	3/4"	1.5/16"
1BJP1226	3/4"	1.5/8"
1BJP1230	3/4"	1.7/8"
1BJP1612	1"	3/4"
1BJP1614	1"	7/8"
1BJP1617	1"	1.1/16"
1BJP1619	1"	1.3/16"
1BJP1621	1"	1.5/16"
1BJP1626	1"	1.5/8"
1BJP1630	1"	1.7/8"
1BJP2017	1.1/4"	1.1/16"
1BJP2021	1.1/4"	1.5/16"
1BJP2026	1.1/4"	1.5/8"
1BJP2030	1.1/4"	1.7/8"
1BJP2040	1.1/4"	2.1/2"
1BJP2421	1.1/2"	1.5/16"
1BJP2426	1.1/2"	1.5/8"
1BJP2430	1.1/2"	1.7/8"
1BJP2440	1.1/2"	2.1/2"
1BJP3230	2"	1.7/8"
1BJP3240	2"	2.1/2"

Tech Sheet 20000



Metric Male 24° Cone x JIC Male 37° Cone

0014	To Fit Tube Size mm	Thread	Thread
01-06L04J	6	M12 x 1.5	7/16"
01-06S04J	6	M14 x 1.5	7/16"
01-08L04J	8	M14 x 1.5	7/16"
01-08S04J	8	M16 x 1.5	7/16"
01-10L06J	8	M16 x 1.5	9/16"
01-08S08J	10	M16 x 1.5	9/16"
41275-10	10	M16 x 1.5	3/4"
01-10S06J	10	M18 x 1.5	9/16"
01-12L06J	12	M18 x 1.5	9/16"
01-10S08J	10	M18 x 1.5	3/4"
01-12L08J	12	M18 x 1.5	3/4"
01-12S08J	12	M20 x 1.5	3/4"
01-14S08J	14	M20 x 1.5	3/4"
01-15L08J	15	M22 x 1.5	3/4"
01-15L12J	15	M22 x 1.5	1.1/16"
41270-20	20	M30 x 1.5	1.1/16"
41270-22	22	M30 x 1.5	1.1/16"
41262-28	28	M36 x 1.5	1.1/16"
01-35LX216J	35	M45 x 1.5	1.5/16"

Tech Sheet 20000

JIC HYDRAULIC ADAPTORS

Male/Male Adaptors



SAE Boss Male x JIC Male 37° Coneless O-Ring

0014	Thread	Thread
01350	7/16"	7/16"
01353	7/16"	1/2"
01351	7/16"	9/16"
01392	1/2"	7/16"
01352	1/2"	1/2"
01388	1/2"	9/16"
01354	9/16"	7/16"
01355	9/16"	1/2"
01356	9/16"	9/16"
01357	9/16"	3/4"
01358	9/16"	7/8"
01389	3/4"	7/16"
01361	3/4"	9/16"
01362	3/4"	3/4"
01363	3/4"	7/8"
01364	3/4"	1.1/16"
01386	7/8"	9/16"
01365	7/8"	3/4"
01366	7/8"	7/8"
01367	7/8"	1.1/16"
01395	1.1/16"	9/16"
01368	1.1/16"	3/4"
01370	1.1/16"	7/8"
01371	1.1/16"	1.1/16"
01373	1.1/16"	1.5/16"
01391	1.3/16"	1.3/16"
01394	1.5/16"	3/4"
01396	1.5/16"	7/8"
01377	1.5/16"	1.1/16"
01378	1.5/16"	1.5/16"
01379	1.5/16"	1.5/8"
01380	1.5/8"	1.5/16"
01381	1.5/8"	1.5/8"
01387	1.5/8"	1.7/8"
01397	1.7/8"	1.5/16"
01383	1.7/8"	1.5/8"
01384	1.7/8"	1.7/8"
01369	1.7/8"	2.1/2"
01385	2.1/2"	2.1/2"

Tech Sheet 20000



Metric Male 24° Cone x JIC Male 37° Cone

0014	To Fit Tube Size mm	Thread	Thread
01-22LX212J	22	M30 x 2	1.1/16"
01-25SX212J	25	M36 x 2	1.1/16"
01-30SX220J	30	M42 x 2	1.5/8"
01-35LX216J	35	M45 x 2	1.5/16"
01-38SX220J	38	M52 x 2	1.5/8"

Tech Sheet 20000

Male/Female Fixed Adaptors



JIC Male 37° Cone x BSPP Female Extended

0014	Male Thread	Female Thread
17004	7/16"	1/8"
17001	7/16"	1/4"

Tech Sheet 20000



JIC Male x 37° Cone NPT Female Extended

0014	Male Thread	Female Thread
16261	7/16"	1/8"
16250	7/16"	1/4"
16249	7/16"	3/8"
16251	9/16"	1/4"
16257	9/16"	3/8"
16258	9/16"	1/2"
16256	3/4"	3/8"
16252	3/4"	1/2"
16253	7/8"	1/2"
16254	1.1/16"	3/4"
16255	1.5/16"	1"

Tech Sheet 20000



JIC Male 37° Cone x JIS Female Extended 60° Internal Seat (Metric Threads)

0014	Male Thread	Female Thread
8701-04-14	7/16"	M14 x 1.5
8701-06-18	9/16"	M18 x 1.5
8701-08-22	3/4"	M22 x 1.5
8701-12-30	1.1/16"	M30 x 1.5
8701-16-33	1.5/16"	M33 x 1.5

Tech Sheet 20000

Male/Female Swivel Adaptors



NPT Male x JIC Swivel Female 37° Cone

0014	Male Thread	Female Thread
11201	1/4"	9/16"
11202	3/8"	3/4"
11203	1/2"	7/8"
11204	3/4"	1.1/16"
11205	1"	1.5/16"

Tech Sheet 20000



BSPP Male 60° Cone x JIC Swivel Female 37° Cone

0014	Male Thread	Female Thread
2BJ0207	1/8"	7/16"
2BJ0407	1/4"	7/16"
2BJ0408	1/4"	1/2"
2BJ0409	1/4"	9/16"
2BJ0412	1/4"	3/4"
2BJ0607	3/8"	7/16"
2BJ0608	3/8"	1/2"
2BJ0609	3/8"	9/16"
2BJ0612	3/8"	3/4"
2BJ0614	3/8"	7/8"
2BJ0807	1/2"	7/16"
2BJ0808	1/2"	1/2"
2BJ0809	1/2"	9/16"
2BJ0812	1/2"	3/4"
2BJ0814	1/2"	7/8"
2BJ0817	1/2"	1.1/16"
2BJ1012	5/8"	3/4"
2BJ1014	5/8"	7/8"
2BJ1017	5/8"	1.1/16"
2BJ1212	3/4"	3/4"
2BJ1214	3/4"	7/8"
2BJ1217	3/4"	1.1/16"
2BJ1219	3/4"	1.3/16"
2BJ1221	3/4"	1.5/16"
2BJ1617	1"	1.1/16"
2BJ1619	1"	1.3/16"
2BJ1621	1"	1.5/16"
2BJ1626	1"	1.5/8"
2BJ2021	1.1/4"	1.5/16"
2BJ2026	1.1/4"	1.5/8"
2BJ3230	2"	1.7/8"

Tech Sheet 20000

JIC HYDRAULIC ADAPTORS

Male/Female Swivel Adaptors

JIC Male 37° Cone x BSPP Swivel Female 60° Cone



0014	Male Thread	Female Thread
2JB0702	7/16"	1/8"
2JB0704	7/16"	1/4"
2JB0706	7/16"	3/8"
2JB0708	7/16"	1/2"
2JB0804	1/2"	1/4"
2JB0806	1/2"	3/8"
2JB0808	1/2"	1/2"
2JB0904	9/16"	1/4"
2JB0906	9/16"	3/8"
2JB1206	3/4"	3/8"
2JB1208	3/4"	1/2"
2JB1210	3/4"	5/8"
2JB1212	3/4"	3/4"
2JB1406	7/8"	3/8"
2JB1408	7/8"	1/2"
2JB1410	7/8"	5/8"
2JB1412	7/8"	3/4"
2JB1712	1.1/16"	3/4"
2JB2116	1.5/16"	1"
2JB2620	1.5/8"	1.1/4"

Tech Sheet 20000

JIC Male 37° Cone x Metric Swivel Female



0014	Male Thread	Female Thread
01664	7/16"	M12 x 1.5
01651	9/16"	M14 x 1.5
01652	9/16"	M16 x 1.5
01653	9/16"	M18 x 1.5
01654	9/16"	M20 x 1.5
01655	9/16"	M22 x 1.5
01656	3/4"	M16 x 1.5
01657	3/4"	M18 x 1.5
01659	3/4"	M22 x 1.5
01661	7/8"	M18 x 1.5
01662	7/8"	M20 x 1.5
01663	7/8"	M22 x 1.5

Tech Sheet 20000

JIC Male 37° Cone x JIC Swivel Female 37° Cone



0014	Male Thread	Female Thread
2J0707	7/16"	7/16"
2J0709	7/16"	9/16"
2J0712	7/16"	3/4"
2J0714	7/16"	7/8"
2J0808	1/2"	1/2"
2J0809	1/2"	9/16"
2J0907	9/16"	7/16"
2J0908	9/16"	1/2"
2J0909	9/16"	9/16"
2J0912	9/16"	3/4"
2J0914	9/16"	7/8"
2J1209	3/4"	9/16"
2J1212	3/4"	3/4"
2J1214	3/4"	7/8"
2J1217	3/4"	1.1/16"
2J1412	7/8"	3/4"
2J1414	7/8"	7/8"
2J1417	7/8"	1.1/16"
2J1712	1.1/16"	3/4"
2J1714	1.1/16"	7/8"
2J1717	1.1/16"	1.1/16"
2J1721	1.1/16"	1.5/16"
2J1919	1.3/16"	1.3/16"
2J2126	1.5/16"	1.5/8"
2J2626	1.5/8"	1.5/8"
2J2630	1.5/8"	1.7/8"

Tech Sheet 20000

Metric Male x JIC Swivel Female 37° Cone



0014	Male Thread	Female Thread
01625	M12 x 1.5	1/2"
01626	M14 x 1.5	9/16"
01627	M16 x 1.5	9/16"
01628	M16 x 1.5	3/4"
01631	M18 x 1.5	3/4"

Tech Sheet 20000

BSPP Swivel Female 60° Cone x JIC Swivel Female 37° Cone



0014	Thread	Thread
3BJ0407	1/4"	7/16"
3BJ0408	1/4"	1/2"
3BJ0409	1/4"	9/16"
3BJ0607	3/8"	7/16"
3BJ0608	3/8"	1/2"
3BJ0609	3/8"	9/16"
3BJ0612	3/8"	3/4"
3BJ0614	3/8"	7/8"
3BJ0809	1/2"	9/16"
3BJ0812	1/2"	3/4"
3BJ0814	1/2"	7/8"
3BJ0817	1/2"	1.1/16"
3BJ1014	5/8"	7/8"
3BJ1212	3/4"	3/4"
3BJ1217	3/4"	1.1/16"
3BJ1221	3/4"	1.5/16"
3BJ1617	1"	1.1/16"
3BJ1621	1"	1.5/16"
3BJ2026	1.1/4"	1.5/8"

Tech Sheet 20000

Female Swivel Adaptors

JIC Swivel Female 37° Cone x JIC Swivel Female 37° Cone



0014	Thread	Thread
3J0707	7/16"	7/16"
3J0709	7/16"	9/16"
3J0712	7/16"	3/4"
3J0808	1/2"	1/2"
3J0809	1/2"	9/16"
3J0909	9/16"	9/16"
3J0912	9/16"	3/4"
3J1212	3/4"	3/4"
3J1409	7/8"	9/16"
3J1412	7/8"	3/4"
3J1414	7/8"	7/8"
3J1717	1.1/16"	1.1/16"
3J1721	1.1/16"	1.5/16"
3J1919	1.3/16"	1.3/16"
3J2121	1.5/16"	1.5/16"
3J2626	1.5/8"	1.5/8"

Tech Sheet 20000



For **ABF Anti Bloc Grease**
see page 164

JIC HYDRAULIC ADAPTORS

90° Elbows



JIC Male x JIC Male 90° Forged Compact Elbow

0014	Thread
03085FD	7/16"
03086FD	1/2"
03087FD	9/16"
03088FD	3/4"
03089FD	7/8"
03090FD	1.1/16"
03091FD	1.3/16"

Tech Sheet 20000



NPTF Male x JIC Male 90° Forged Compact Elbow

0014	Thread	Thread
04050FD	1/8"	7/16"
04053FD	1/4"	7/16"
04059FD	3/8"	9/16"
04060FD	3/8"	3/4"
04065FD	1/2"	3/4"
04073FD	3/4"	1.1/16"
04076FD	1"	1.5/16"

Tech Sheet 20000



JIC Male x Male Bulkhead 90° Forged

0014	Thread
10525-03	3/8"
10525-04	7/16"
10525-05	1/2"
10525-06	9/16"
10525-08	3/4"
10525-10	7/8"
10525-12	1.1/16"
10525-16	1.5/16"

Tech Sheet 20000



JIC Male 37° Cone x BSPP Male 90° Positional Forged Elbow

0014	Thread	Thread
27070FDPOS	7/16"	1/4"
27072FDPOS	9/16"	1/4"
27073FDPOS	9/16"	3/8"
27077FDPOS	3/4"	3/8"
27074FDPOS	3/4"	1/2"
27079FDPOS	7/8"	1/2"
27075FDPOS	1.1/16"	3/4"
27076FDPOS	1.5/16"	1"

Tech Sheet 20000



JIC Male x JIC Swivel Female 90° Forged Compact Elbow 37° Cone

0014	Thread
05050FD	7/16"
05051FD	1/2"
05052FD	9/16"
05053FD	3/4"
05054FD	7/8"
05055FD	1.1/16"
05056FD	1.5/16"

Tech Sheet 20000



NPT Male x JIC Male 90° Compact Elbow 37° Cone

0014	Thread	Thread
04086	1/8"	5/16"
04050	1/8"	7/16"
04051	1/8"	1/2"
04052	1/8"	9/16"
04053	1/4"	7/16"
04054	1/4"	1/2"
04055	1/4"	9/16"
04056	1/4"	3/4"
04087	3/8"	3/8"
04057	3/8"	7/16"
04058	3/8"	1/2"
04059	3/8"	9/16"
04060	3/8"	3/4"
04061	3/8"	7/8"
04048	3/8"	1.1/16"
04062	1/2"	7/16"
04063	1/2"	1/2"
04064	1/2"	9/16"
04065	1/2"	3/4"
04066	1/2"	7/8"
04082	1/2"	1.1/16"
04070	3/4"	9/16"
04071	3/4"	3/4"
04072	3/4"	7/8"
04073	3/4"	1.1/16"
04075	3/4"	1.5/16"
04085	1"	3/4"
04089	1"	7/8"
04074	1"	1.1/16"
04076	1"	1.5/16"
04077	1"	1.5/8"
04078	1.1/4"	1.5/16"
04079	1.1/4"	1.5/8"
04083	1.1/4"	1.7/8"
04084	1.1/2"	1.5/8"
04080	1.1/2"	1.7/8"
04088	1.1/2"	2.1/2"
04081	2"	2.1/2"

Tech Sheet 20000



JIC Swivel Female x JIC Swivel Female 90° Compact Elbow 37° Cone

0014	Thread	Thread
XJF0707	7/16"	7/16"
XJF0909	9/16"	9/16"
XJF1212	3/4"	3/4"
XJF1414	7/8"	7/8"
XJF1717	1.1/16"	1.1/16"
XJF1919	1.3/16"	1.3/16"
XJF2121	1.5/16"	1.5/16"

Tech Sheet 20000



NPT Male x JIC Swivel Female 90° Compact Elbow 37° Cone

0014	Male Thread	Female Thread
99001	3/8"	9/16"

Tech Sheet 20000



NPT Male x SAE Male 90° Compact Elbow 45° Cone

0014	Thread	Thread
07020	1/8"	7/16"
07021	1/8"	1/2"
07022	1/4"	7/16"
07023	1/4"	1/2"
07024	1/4"	5/8"
07025	1/4"	3/4"
07026	3/8"	7/16"
07027	3/8"	1/2"
07028	3/8"	5/8"
07029	3/8"	3/4"
07030	3/8"	7/8"
07031	1/2"	5/8"

Tech Sheet 20000



For Flaretite Seals
see page 111

JIC HYDRAULIC ADAPTORS

90° Elbows

JIC Male 37° Cone x Metric Male 90° Positional Forged Elbow



0014	Thread	Thread
29500FDPOS	7/16"	M12 x 1.5
29501FDPOS	7/16"	M14 x 1.5
29502FDPOS	9/16"	M16 x 1.5
29503FDPOS	9/16"	M18 x 1.5
29505FDPOS	3/4"	M18 x 1.5
29506FDPOS	3/4"	M20 x 1.5
29507FDPOS	3/4"	M22 x 1.5
29508FDPOS	7/8"	M22 x 1.5
29509FDPOS	1.1/16"	M22 x 1.5

Tech Sheet 20000

JIC Male 37° Cone x JIC Swivel Female 90° Swept Elbow



0014	Thread
10900	7/16"
10902	9/16"
10903	3/4"
10904	7/8"
10905	1.1/16"
10907	1.5/16"
10908	1.5/8"

Tech Sheet 20000

JIC Male 37° Cone x UNF Male 90° Positional Forged Elbow



0014	Thread	Thread
03085FDPOS	7/16"	7/16"
03087FDPOS	9/16"	9/16"
03088FDPOS	3/4"	3/4"
03089FDPOS	7/8"	7/8"
03090FDPOS	1.1/16"	1.1/16"
03092FDPOS	1.5/16"	1.5/16"

Tech Sheet 20000

BSPP Male 60° Cone x JIC Swivel Female 37° Cone 90° Compact Elbow



0014	Male Thread	Female Thread
XBMJF0409	1/4"	9/16"
XBMJF0609	3/8"	9/16"
XBMJF0612	3/8"	3/4"
XBMJF0812	1/2"	3/4"
XBMJF0814	1/2"	7/8"
XBMJF1014	5/8"	7/8"
XBMJF1217	3/4"	1.1/16"

Tech Sheet 20000

BSPP Male 60° Cone x JIC Male 90° Compact Elbow 37° Cone



0014	Thread	Thread
XMB04J07	1/4"	7/16"
XMB04J08	1/4"	1/2"
XMB04J09	1/4"	9/16"
XMB06J09	3/8"	9/16"
XMB06J12	3/8"	3/4"
XMB08J12	1/2"	3/4"
XMB08J14	1/2"	7/8"
XMB12J14	3/4"	7/8"
XMB12J17	3/4"	1.1/16"
XMB16J17	1"	1.1/16"
XMB16J21	1"	1.5/16"
XMB20J26	1.1/4"	1.5/8"
XMB24J30	1.1/2"	1.7/8"

Tech Sheet 20000

BSPT Male x JIC Male 90° Compact Elbow 37° Cone



0014	Thread	Thread
08550	1/8"	7/16"
08551	1/8"	1/2"
08552	1/8"	9/16"
08553	1/4"	7/16"
08554	1/4"	1/2"
08555	1/4"	9/16"
08556	1/4"	3/4"
08557	3/8"	7/16"
08558	3/8"	1/2"
08559	3/8"	9/16"
08560	3/8"	3/4"
08561	3/8"	7/8"
08562	1/2"	7/16"
08564	1/2"	9/16"
08565	1/2"	3/4"
08566	1/2"	7/8"
08567	1/2"	1.1/16"
08584	1/2"	1.5/16"
08568	3/4"	9/16"
08569	3/4"	3/4"
08570	3/4"	7/8"
08571	3/4"	1.1/16"
08572	3/4"	1.5/16"
08573	1"	3/4"
08585	1"	7/8"
08574	1"	1.1/16"
08575	1"	1.5/16"
08576	1"	1.5/8"
08577	1.1/4"	1.5/16"
08578	1.1/4"	1.5/8"
08579	1.1/4"	1.7/8"
08580	1.1/2"	1.5/8"
08581	1.1/2"	1.7/8"
08582	2"	2.1/2"

Tech Sheet 20000

JIC Male 37° Cone x BSPP Swivel Female 90° Compact Elbow 60° Cone



0014	Male Thread	Female Thread
09612	7/16"	1/4"
09605	9/16"	3/8"
09608	3/4"	3/8"
09606	3/4"	1/2"
09607	1.1/16"	3/4"
09609	1.5/16"	1"
09610	1.7/8"	1.1/2"

Tech Sheet 20000

JIC Male 37° Cone x JIC Male 90° Compact Elbow



0014	Thread	Thread
XMJ0909	9/16"	9/16"
XMJ1212	3/4"	3/4"
XMJ1414	7/8"	7/8"
XMJ1717	1.1/16"	1.1/16"
XMJ1919	1.3/16"	1.3/16"
XMJ2121	1.5/16"	1.5/16"
XMJ2626	1.5/8"	1.5/8"
XMJ3030	1.7/8"	1.7/8"

Tech Sheet 20000

JIC Male 37° Cone x JIC Swivel Female 90° Compact Elbow



0014	Thread	Thread
XJMF0707	7/16"	7/16"
XJMF0808	1/2"	1/2"
XJMF0909	9/16"	9/16"
XJMF1212	3/4"	3/4"
XJMF1414	7/8"	7/8"
XJMF1717	1.1/16"	1.1/16"
XJMF2121	1.5/16"	1.5/16"
XJMF2626	1.5/8"	1.5/8"

Tech Sheet 20000

JIC HYDRAULIC ADAPTORS

45° Elbows

JIC Male x JIC Swivel Female 45° Swept Elbow



0014	Thread
11905	1.1/16"
11907	1.5/16"

Tech Sheet 20000

JIC Male x JIC Male Bulkhead 45° Forged



0014	Thread
10375-04	7/16"
10375-05	1/2"
10375-06	9/16"
10375-08	3/4"
10375-10	7/8"
10375-12	1.1/16"
10375-16	1.5/16"

Tech Sheet 20000

JIC Male 37° Cone x UNF Male 45° Positional Forged Elbow



0014	Thread	Thread
03085FDPOS-45	7/16"	7/16"
03087FDPOS-45	9/16"	9/16"
03088FDPOS-45	3/4"	3/4"
03089FDPOS-45	7/8"	7/8"
03090FDPOS-45	1.1/16"	1.1/16"
03092FDPOS-45	1.5/16"	1.5/16"

Tech Sheet 20000

Bulkheads

JIC Male x JIC Male Bulkhead 37° Cone complete with Locknut



0014	Thread
00236	3/8"
00225	7/16"
00226	1/2"
00227	9/16"
00228	3/4"
00229	7/8"
00230	1.1/16"
00234	1.3/16"
00231	1.5/16"
00232	1.5/8"
00233	1.7/8"

Tech Sheet 20000

JIC Male x JIC Swivel Female 45° Forged Compact Elbow 37° Cone



0014	Thread
05050/45FD	7/16"
05052/45FD	9/16"
05053/45FD	3/4"
05054/45FD	7/8"
05055/45FD	1.1/16"
05056/45FD	1.5/16"

Tech Sheet 20000

JIC Male x JIC Swivel Female 45° Compact Elbow 37° Cone



0014	Thread
05050/45	7/16"
05052/45	9/16"
05053/45	3/4"
05055/45	1.1/16"
05056/45	1.5/16"
05059/45	1.7/8"

Tech Sheet 20000

NPT Male x JIC Male 45° Forged Compact Elbow 37° Cone



0014	Thread	Thread
04053/45FD	1/4"	7/16"
04059/45FD	3/8"	9/16"
04060/45FD	3/8"	3/4"
04065/45FD	1/2"	3/4"
04066/45FD	1/2"	7/8"
04073/45FD	3/4"	1.1/16"
04076/45FD	1"	1.5/16"

Tech Sheet 20000

JIC Male x JIC Male Bulkhead 37° Cone No Locknut



0014	Thread
8JP0707	7/16"
8JP0808	1/2"
8JP0909	9/16"
8JP1212	3/4"
8JP1414	7/8"
8JP1717	1.1/16"
8JP2121	1.5/16"

Tech Sheet 20000

Tees

JIC Male x JIC Male x UNF Male Forced Positional On Run with O-Ring



0014	Thread
10716-04-04-04	7/16"
10716-05-05-05	1/2"
10716-06-06-06	9/16"
10716-08-08-08	3/4"
10716-10-10-10	7/8"
10716-12-12-12	1.1/16"

Tech Sheet 20000

JIC Male x JIC Swivel Female x JIC Male Branch Tee 37° Cone



0014	Thread
ZMFMJ07	7/16"
ZMFMJ08	1/2"
ZMFMJ09	9/16"
ZMFMJ12	3/4"
ZMFMJ14	7/8"
ZMFMJ17	1.1/16"
ZMFMJ21	1.5/16"
ZMFMJ26	1.5/8"
ZMFMJ30	1.7/8"

Tech Sheet 20000

JIC Male x JIC Swivel Female x JIC Swivel Female Branch Tee 37° Cone



0014	Thread
ZMFFJ07	7/16"
ZMFFJ08	1/2"
ZMFFJ09	9/16"
ZMFFJ12	3/4"
ZMFFJ14	7/8"
ZMFFJ17	1.1/16"
ZMFFJ21	1.5/16"

Tech Sheet 20000

JIC Swivel Female x JIC Swivel Female x JIC Male Branch Tee 37° Cone



0014	Thread
ZFFMJ07	7/16"
ZFFMJ08	1/2"
ZFFMJ09	9/16"
ZFFMJ12	3/4"
ZFFMJ14	7/8"
ZFFMJ17	1.1/16"
ZFFMJ21	1.5/16"

Tech Sheet 20000

JIC HYDRAULIC ADAPTORS

Tees

JIC Male x JIC Male x UNF Male Forged Positional On Branch with O-Ring



0014	Thread
10715-04-04-04	7/16"
10715-05-05-05	1/2"
10715-06-06-06	9/16"
10715-08-08-08	3/4"
10715-10-10-10	7/8"
10715-12-12-12	1.1/16"

Tech Sheet 20000

JIC Male Tee 37° Cone



0014	Thread
ZMJ07	7/16"
ZMJ09	9/16"
ZMJ12	3/4"
ZMJ14	7/8"
ZMJ17	1.1/16"
ZMJ19	1.3/16"
ZMJ21	1.5/16"

Tech Sheet 20000

JIC Male x JIC Male x JIC Swivel Female Branch Tee 37° Cone



0014	Thread
ZMMFJ07	7/16"
ZMMFJ09	9/16"
ZMMFJ12	3/4"
ZMMFJ14	7/8"
ZMMFJ17	1.1/16"
ZMMFJ21	1.5/16"
ZMMFJ26	1.5/8"

Tech Sheet 20000

JIC Swivel Female Tee 37° Cone



0014	Thread
ZFJ07	7/16"
ZFJ08	1/2"
ZFJ09	9/16"
ZFJ12	3/4"
ZFJ14	7/8"
ZFJ17	1.1/16"
ZFJ21	1.5/16"

Tech Sheet 20000

Crosses



JIC Male Cross 37° Cone

0014	Thread
03030	7/16"
03031	1/2"
03032	9/16"
03033	3/4"
03034	7/8"
03036	1.1/16"
03035	1.5/16"
03037	1.5/8"

Tech Sheet 20000

Plugs



JIC Solid Plug 37° Cone

0014	Thread
6J05	5/16"
6J07	7/16"
6J08	1/2"
6J09	9/16"
6J12	3/4"
6J14	7/8"
6J17	1.1/16"
6J19	1.3/16"
6J21	1.5/16"
6J26	1.5/8"
6J30	1.7/8"
6J40	2.1/2"

Tech Sheet 20000

Blanking Caps



JIC Swivel 37° Coned Blanking Cap

0014	Thread
7J07	7/16"
7J08	1/2"
7J09	9/16"
7J12	3/4"
7J14	7/8"
7J17	1.1/16"
7J19	1.3/16"
7J21	1.5/16"
7J26	1.5/8"
7J30	1.7/8"
7J40	2.1/2"

Tech Sheet 20000

Locknuts



JIC Locknut

0014	Thread
JLN07	7/16"
JLN08	1/2"
JLN09	9/16"
JLN12	3/4"
JLN14	7/8"
JLN17	1.1/16"
JLN21	1.5/16"
JLN26	1.5/8"
JLN30	1.7/8"

Tech Sheet 20000

Crimp Nuts



JIC Crimp Nut

0014	Thread
708075	7/16"
708076	1/2"
708077	9/16"
708078	5/8"
708079	3/4"
708080	7/8"
708084	1.3/16"
708081	1.5/16"
708083	1.5/8"
708082	1.7/8"
708085	2.1/2"

Tech Sheet 20000

Hose Inserts



JIC Male 37° Cone x Push-in Straight

0014	Thread	To Suit Hose ID
09711	7/16"	1/4"
09712	9/16"	3/8"

Tech Sheet 20000



JIC Swivel Female 37° Cone x Push-in Straight

0014	Thread	To Suit Hose ID
09700	7/16"	1/4"
09701	9/16"	3/8"
09705	3/4"	3/8"
09702	3/4"	1/2"
09703	7/8"	5/8"
09704	1.1/16"	3/4"
09707	1.5/16"	1"

Tech Sheet 20000



JIC Swivel Female 37° Cone x Push-in 90° Swept Elbow

0014	Thread	To Suit Hose ID
09301	7/16"	1/4"
09302	9/16"	3/8"
09303	3/4"	1/2"
09300	7/8"	5/8"
09304	1.1/16"	3/4"
09305	1.5/16"	1"

Tech Sheet 20000



JIC Swivel Female x Push-in 45° Swept Elbow 37° Cone

0014	Thread	To Suit Hose ID
09320	7/16"	1/4"
09321	9/16"	3/8"
09322	3/4"	1/2"
09323	7/8"	5/8"
09324	1.1/16"	3/4"

Tech Sheet 20000

JIC HYDRAULIC ADAPTORS

Tube Nuts



Universal Metric & Imperial

0014	Thread	To Suit Tube OD mm	To Suit Tube OD
4JTN	7/16"	6	1/4"
5JTN	1/2"	8	5/16"
6JTN	9/16"	10	3/8"
8JTN	3/4"	12	1/2"
10JTN	7/8"	14, 15 & 16	5/8"
12JTN	1.1/16"	18 & 20	3/4"
16JTN	1.5/16"	25	1"
20JTN	1.5/8"	28, 30 & 32	1.1/4"
24JTN	1.7/8"	35 & 38	1.1/2"

Tech Sheet 20000

Tube Sleeves



Imperial

0014	To Suit Tube OD
4JITS	1/4"
5JITS	5/16"
6JITS	3/8"
8JITS	1/2"
10JITS	5/8"
12JITS	3/4"
16JITS	1"
20JITS	1.1/4"
24JITS	1.1/2"

Tech Sheet 20000



Metric

0014	To Suit Tube OD mm
6JMTS	6
8JMTS	8
10JMTS	10
12JMTS	12
14JMTS	14
15JMTS	15
16JMTS	16
18JMTS	18
20JMTS	20
25JMTS	25
30JMTS	30
38JMTS	38

Tech Sheet 20000

ORFS HYDRAULIC ADAPTORS

Straight Adaptors



Male x Male Adaptor

0014	Thread
9305-04	9/16"
9305-06	11/16"
9305-08	13/16"
9305-10	1"
9305-12	1.3/16"
9305-16	1.7/16"
9305-20	1.11/16"

Tech Sheet 20000



Male x Male Bulkhead Only

0014	Thread
9325-04	9/16"
9325-06	11/16"
9325-08	13/16"
9325-10	1"
9325-12	1.3/16"
9325-16	1.7/16"
9325-20	1.11/16"

Tech Sheet 20000



Bulkhead Locknut

0014	Thread
9925-04	9/16"
9925-06	11/16"
9925-08	13/16"
9925-10	1"
9925-12	1.3/16"
9925-16	1.7/16"
9925-20	1.11/16"

Tech Sheet 20000



Male x Swivel Female

0014	Male Thread	Female Thread
9015-04-06AS	9/16"	11/16"
9015-06-08AS	11/16"	13/16"
9015-10-12AS	1"	1.3/16"
9015-12-16AS	1.3/16"	1.7/16"
9015-16-20AS	1.7/16"	1.11/16"
9015-08-10AS	13/16"	1"
9015-04-12AS	9/16"	13/16"
9015-06-12AS	11/16"	1.3/16"

Tech Sheet 20000

ORFS HYDRAULIC ADAPTORS

90° Elbows

Male x Male 90° Forged Compact Elbow



0014	Thread
9505-04-04	9/16"
9505-06-06	11/16"
9505-08-08	13/16"
9505-10-10	1"
9505-12-12	1.3/16"
9505-16-16	1.7/16"

Tech Sheet 20000

Male x Male 90° Forged Bulkhead



0014	Thread
9525-04-04	9/16"
9525-06-06	11/16"
9525-08-08	13/16"
9525-10-10	1"
9525-12-12	1.3/16"

Tech Sheet 20000

Male x Swivel Female 90° Forged Compact Elbow



0014	Thread
9506-04-04	9/16"
9506-06-06	11/16"
9506-08-08	13/16"
9506-10-10	1"
9506-12-12	1.3/16"
9506-16-16	1.7/16"
9506-20-20	1.11/16"
9506-24-24	2"

Tech Sheet 20000

Male x UNF Male 90° Positional Forged Elbow with O-Ring



0014	Thread	Thread
9515-04-04	9/16"	7/16"
9515-04-06	9/16"	9/16"
9515-06-06	11/16"	9/16"
9515-08-08	13/16"	3/4"
9515-10-10	1"	7/8"
9515-10-12	1"	1.1/16"
9515-12-08	1.3/16"	3/4"
9515-12-12	1.3/16"	1.1/16"
9515-16-16	1.7/16"	1.5/16"

Tech Sheet 20000

Male x BSPP Male 90° Positional Forged Elbow with O-Ring



0014	Thread	Thread
9515-04-04B	9/16"	1/4"
9515-08-06B	13/16"	3/8"
9515-10-08B	1"	1/2"
9515-12-12B	1.3/16"	3/4"
9515-16-16B	1.7/16"	1"

Tech Sheet 20000

45° Elbows

Male x Swivel Female 45° Forged Compact Elbow



0014	Thread
9356-04-04	9/16"
9356-06-06	11/16"
9356-08-08	13/16"
9356-10-10	1"
9356-12-12	1.3/16"
9356-16-16	1.7/16"
9356-20-20	1.11/16"
9356-24-24	2"

Tech Sheet 20000

Tees

Seal: Nitrile

Forged Male Tee



0014	Thread
9705-04-04-04	9/16"
9705-06-06-06	11/16"
9705-08-08-08	13/16"
9705-10-10-10	1"
9705-12-12-12	1.3/16"
9705-16-16-16	1.7/16"

Tech Sheet 20000

Male x Male x Swivel Female Forged Branch Tee



0014	Thread
9707-04-04-04	9/16"
9707-06-06-06	11/16"
9707-08-08-08	13/16"
9707-10-10-10	1"
9707-12-12-12	1.3/16"
9707-16-16-16	1.7/16"
9707-20-20-20	1.11/16"

Tech Sheet 20000


Male x Female x Male Swivel Forged Run Tee



0014	Thread
9706-04-04-04	9/16"
9706-06-06-06	11/16"
9706-08-08-08	13/16"
9706-10-10-10	1"
9706-12-12-12	1.3/16"
9706-16-16-16	1.7/16"
9706-20-20-20	1.11/16"

Tech Sheet 20000

Male Tee UNF Positional on Branch Forged with O-Ring



0014	Thread A	Thread B	Thread C
9715-06-06-06	11/16"	11/16"	9/16"
9715-08-08-08	13/16"	13/16"	3/4"
9715-10-10-10	1"	1"	7/8"
9715-12-12-12	1.3/16"	1.3/16"	1.1/16"

Tech Sheet 20000


Male Tee UNF Positional on Run with O-Ring



0014	Thread A	Thread B	Thread C
9716-04-04-04	9/16"	9/16"	7/16"
9716-06-06-06	11/16"	11/16"	9/16"
9716-08-08-08	13/16"	13/16"	3/4"
9716-10-10-10	1"	1"	7/8"
9716-12-12-12	1.3/16"	1.3/16"	1.1/16"

Tech Sheet 20000

Caps



Female Thread

0014	Thread
9129-04	9/16"
9129-06	11/16"
9129-08	13/16"
9129-10	1"
9129-12	1.3/16"
9129-16	1.7/16"
9129-20	1.11/16"
9129-24	2"

Tech Sheet 20000

KR500


High Pressure Hydraulic Adaptors



HYDRAULIC ADAPTORS 1/8"-3/4" 680 BAR 1"-2" 500 BAR

KR500

Standard hydraulic adaptors do not adhere to the working pressure of multi spiral hose. Please use KR500 Hydraulic Adaptors for high pressure and multi spiral applications. Also available in stainless steel and Hiduron upon request.

 Maximum Working Pressure:
1/8" to 3/4" 680 bar
1" to 2" 500 bar

Equal Male Unions



BSPP

0450	Thread
KREU2	1/8"
KREU4	1/4"
KREU6	3/8"
KREU8	1/2"
KREU10	5/8"
KREU12	3/4"
KREU16	1"
KREU20	1.1/4"
KREU24	1.1/2"
KREU32	2"

Tech Sheet 10728



BSPP x BSPT

0450	Thread
KREUPT2	1/8"
KREUPT4	1/4"
KREUPT6	3/8"
KREUPT8	1/2"
KREUPT12	3/4"
KREUPT16	1"
KREUPT20	1.1/4"
KREUPT24	1.1/2"
KREUPT32	2"

Tech Sheet 10729



BSPP x NPT

0450	Thread
KREUPAT2	1/8"
KREUPAT4	1/4"
KREUPAT6	3/8"
KREUPAT8	1/2"
KREUPAT12	3/4"
KREUPAT16	1"
KREUPAT20	1.1/4"

Tech Sheet 10730

Unequal Male Unions




BSPP

0450	Thread	Thread
KRUU4-2	1/4"	1/8"
KRUU6-4	3/8"	1/4"
KRUU8-4	1/2"	1/4"
KRUU8-6	1/2"	3/8"
KRUU10-4	5/8"	1/4"
KRUU10-6	5/8"	3/8"
KRUU10-8	5/8"	1/2"
KRUU12-6	3/4"	3/8"
KRUU12-8	3/4"	1/2"
KRUU12-10	3/4"	5/8"
KRUU16-8	1"	1/2"
KRUU16-10	1"	5/8"
KRUU16-12	1"	3/4"
KRUU16-14	1"	7/8"
KRUU20-12	1.1/4"	3/4"
KRUU20-16	1.1/4"	1"
KRUU24-16	1.1/2"	1"
KRUU24-20	1.1/2"	1.1/4"
KRUU32-16	2"	1"
KRUU32-20	2"	1.1/4"
KRUU32-24	2"	1.1/2"

Tech Sheet 10731

Equal Male Bulkhead Unions



BSPP

0450	Thread
KREUBH4	1/4"
KREUBH6	3/8"
KREUBH8	1/2"
KREUBH10	5/8"
KREUBH12	3/4"
KREUBH16	1"
KREUBH20	1.1/4"
KREUBH24	1.1/2"

Tech Sheet 10732

Reducing Bushes



BSPP

0450	Thread	Thread
KRRB4-2	1/4"	1/8"
KRRB6-2	3/8"	1/8"
KRRB6-4	3/8"	1/4"
KRRB8-2	1/2"	1/8"
KRRB8-4	1/2"	1/4"
KRRB8-6	1/2"	3/8"
KRRB10-8	5/8"	1/2"
KRRB12-4	3/4"	1/4"
KRRB12-6	3/4"	3/8"
KRRB12-8	3/4"	1/2"
KRRB16-4	1"	1/4"
KRRB16-6	1"	3/8"
KRRB16-8	1"	1/2"
KRRB16-12	1"	3/4"
KRRB20-4	1.1/4"	1/4"
KRRB20-6	1.1/4"	3/8"
KRRB20-8	1.1/4"	1/2"
KRRB20-12	1.1/4"	3/4"
KRRB20-16	1.1/4"	1"
KRRB24-8	1.1/2"	1/2"
KRRB24-12	1.1/2"	3/4"
KRRB24-16	1.1/2"	1"
KRRB24-20	1.1/2"	1.1/4"
KRRB32-16	2"	1"
KRRB32-20	2"	1.1/4"
KRRB32-24	2"	1.1/2"

Tech Sheet 10733

Bleed Valve




BSPP

0450	Thread
KRBV2	1/8"

Tech Sheet 10799

Minimum order quantity on selected items may apply

Over 2. years of proven high performance with a comprehensive history of product approvals and 3rd party accreditations.



HYDRAULIC ADAPTORS 1/8" - 3/4" 680 BAR 1" - 2" 500 BAR



Standard hydraulic adaptors do not adhere to the working pressure of multi spiral hose. Please use KR500 Hydraulic Adaptors for high pressure and multi spiral applications. Also available in stainless steel and Hiduron upon request.

Maximum Working Pressure:
1/8" to 3/4" 680 bar
1" to 2" 500 bar

Male Elbows



BSPP

O450	Thread
KREME4	1/4"
KREME6	3/8"
KREME8	1/2"
KREME12	3/4"
KREME16	1"
KREME20	1.1/4"
KREME24	1.1/2"

Tech Sheet 10734

Fixed Bushes



BSPT Male x BSPP Female

O450	Male Thread	Female Thread
KRAB4T-4	1/4"	1/4"
KRAB6T-4	3/8"	1/4"
KRAB6T-6	3/8"	3/8"
KRAB8T-8	1/2"	1/2"
KRAB12T-12	3/4"	3/4"
KRAB16T-16	1"	1"
KRAB24T-24	1.1/2"	1.1/2"

Tech Sheet 10736

Female Tees



BSPP

O450	Thread
KREFT2	1/8"
KREFT4	1/4"
KREFT6	3/8"
KREFT8	1/2"
KREFT12	3/4"
KREFT16	1"
KREFT20	1.1/4"
KREFT24	1.1/2"
KREFT32	2"

Tech Sheet 10738

Female Elbows




BSPP

O450	Thread
KREFE2	1/8"
KREFE4	1/4"
KREFE6	3/8"
KREFE8	1/2"
KREFE12	3/4"
KREFE16	1"
KREFE20	1.1/4"
KREFE24	1.1/2"
KREFE32	2"

Tech Sheet 10735

Female Hexagon Sockets



BSPP

O450	Thread	Thread
KRFA4-2	1/4"	1/8"
KRFA4-4	1/4"	1/4"
KRFA6-2	3/8"	1/8"
KRFA6-4	3/8"	1/4"
KRFA6-6	3/8"	3/8"
KRFA8-2	1/2"	1/8"
KRFA8-4	1/2"	1/4"
KRFA8-6	1/2"	3/8"
KRFA8-8	1/2"	1/2"
KRFA12-12	3/4"	3/4"
KRFA16-16	1"	1"
KRFA20-20	1.1/4"	1.1/4"

Tech Sheet 10737

Female Branch Tees



BSPP

O450	Thread
KRFOMT4	1/4"
KRFOMT6	3/8"
KRFOMT8	1/2"
KRFOMT12	3/4"
KRFOMT16	1"
KRFOMT20	1.1/4"
KRFOMT24	1.1/2"

Tech Sheet 10739

Minimum order quantity on selected items may apply

HYDRAULIC ADAPTORS

1/8" - 3/4" 680 BAR 1" - 2" 500 BAR




Standard hydraulic adaptors do not adhere to the working pressure of multi spiral hose. Please use KR500 Hydraulic Adaptors for high pressure and multi spiral applications. Also available in stainless steel and Hiduron upon request.



Maximum Working Pressure:
1/8" to 3/4" 680 bar
1" to 2" 500 bar

Plugs



BSPP

0450	Thread
KRP2	1/8"
KRP4	1/4"
KRP6	3/8"
KRP8	1/2"
KRP10	5/8"
KRP12	3/4"
KRP16	1"
KRP20	1.1/4"
KRP24	1.1/2"
KRP32	2"

Tech Sheet 10740



BSPT

0450	Thread
KRPT2	1/8"
KRPT4	1/4"
KRPT6	3/8"
KRPT8	1/2"
KRPT12	3/4"
KRPT16	1"
KRPT20	1.1/4"

Tech Sheet 10741

Gauge Adaptors



BSPP

0450	Thread	Thread
KRGA4-4	1/4"	1/4"
KRGA6-4	3/8"	1/4"
KRGA8-4	1/2"	1/4"

Tech Sheet 10742


Stud Standpipes



OD Imperial to BSPP

0450	OD	Thread
KR4-2SSAR	1/4"	1/8"
KR4-4SSAR	1/4"	1/4"
KR5-2SSAR	5/16"	1/8"
KR5-4SSAR	5/16"	1/4"
KR5-6SSAR	5/16"	3/8"
KR6-4SSAR	3/8"	1/4"
KR6-6SSAR	3/8"	3/8"
KR8-4SSAR	1/2"	1/4"
KR8-6SSAR	1/2"	3/8"
KR8-8SSAR	1/2"	1/2"
KR10-6SSAR	5/8"	3/8"
KR10-8SSAR	5/8"	1/2"
KR10-12SSAR	5/8"	3/4"
KR12-8SSAR	3/4"	1/2"
KR12-12SSAR	3/4"	3/4"
KR14-8SSAR	7/8"	1/2"
KR14-12SSAR	7/8"	3/4"
KR14-16SSAR	7/8"	1"
KR16-12SSAR	1"	3/4"
KR16-16SSAR	1"	1"
KR20-12SSAR	1.1/4"	3/4"
KR20-16SSAR	1.1/4"	1"
KR20-20SSAR	1.1/4"	1.1/4"
KR32-24SSAR	2"	1.1/2"
KR32-32SSAR	2"	2"

Tech Sheet 10743



OD Metric to BSPP

0450	OD mm	Thread
KRM6-2SSAR	6	1/8"
KRM6-4SSAR	6	1/4"
KRM8-2SSAR	8	1/8"
KRM8-4SSAR	8	1/4"
KRM8-6SSAR	8	3/8"
KRM10-4SSAR	10	1/4"
KRM10-6SSAR	10	3/8"
KRM12-4SSAR	12	1/4"
KRM12-6SSAR	12	3/8"
KRM12-8SSAR	12	1/2"
KRM16-6SSAR	16	3/8"
KRM16-8SSAR	16	1/2"
KRM16-12SSAR	16	3/4"
KRM20-8SSAR	20	1/2"
KRM20-12SSAR	20	3/4"
KRM22-8SSAR	22	1/2"
KRM22-12SSAR	22	3/4"
KRM22-16SSAR	22	1"
KRM25-12SSAR	25	3/4"
KRM25-16SSAR	25	1"
KRM30-12SSAR	30	3/4"
KRM30-16SSAR	30	1"
KRM30-20SSAR	30	1.1/4"
KRM38-16SSAR	38	1"
KRM38-20SSAR	38	1.1/4"
KRM38-24SSAR	38	1.1/2"
KRM50-24SSAR	50	1.1/2"
KRM50-32SSAR	50	2"

Tech Sheet 10744

Banjos

Seals sold separately



BSPP

0450	Thread
KRA4-4BJ	1/4"
KRA6-6BJ	3/8"
KRA8-8BJ	1/2"
KRA12-12BJ	3/4"

Tech Sheet 10745

Bleed Plugs (Air)



BSPP



0450	Thread
KRP2AB	1/8"

Tech Sheet 10746

Minimum order quantity on selected items may apply



Stainless Steel Adaptors



HYDRAULIC STAINLESS STEEL ADAPTORS

stainless
steel



Male x Male Straight Adaptors



BSPP x BSPP

0044	Thread	Thread
2025-1401	1/8"	1/8"
2025-1419	1/4"	1/8"
2025-1427	1/4"	1/4"
2025-1435	3/8"	1/8"
2025-1443	3/8"	1/4"
2025-1450	3/8"	3/8"
2025-1468	1/2"	1/4"
2025-1476	1/2"	3/8"
2025-1484	1/2"	1/2"
2025-1495	5/8"	1/2"
2025-1505	5/8"	5/8"
2025-1520	3/4"	1/4"
2025-1526	3/4"	3/8"
2025-1534	3/4"	1/2"
2025-1538	3/4"	5/8"
2025-1559	3/4"	3/4"
2025-1567	1"	1/2"
2025-1572	1"	5/8"
2025-1583	1"	3/4"
2025-1591	1"	1"
2025-1595	1.1/4"	3/4"
2025-1600	1.1/4"	1"
2025-1609	1.1/4"	1.1/4"
2025-1611	1.1/2"	1"
2025-1615	1.1/2"	1.1/4"
2025-1617	1.1/2"	1.1/2"
2025-1620	2"	1.1/2"
2025-1625	2"	2"

Tech Sheet 20884



BSPP x BSPT

0044	Thread
2033-9693	1/4"
2033-9761	3/8"
2033-9719	1/2"
2033-9727	3/4"
2033-9735	1"

Tech Sheet 20884

BSPP x NPT



0044	BSPP Thread	NPT Thread
2025-1633	1/8"	1/8"
2025-1636	1/8"	1/4"
2025-1639	1/4"	1/8"
2025-1641	1/4"	1/4"
2025-1643	1/4"	3/8"
2025-1656	3/8"	1/4"
2025-1658	3/8"	3/8"
2025-1661	3/8"	1/2"
2025-1671	1/2"	3/8"
2025-1674	1/2"	1/2"
2025-1677	5/8"	1/2"
2025-1679	5/8"	3/4"
2025-1681	3/4"	1/2"
2025-1682	3/4"	3/4"
2025-1684	3/4"	1"
2025-1687	1"	3/4"
2025-1690	1"	1"
2025-1700	1.1/4"	1.1/4"
2025-1710	1.1/2"	1.1/2"
2025-1720	2"	2"

Tech Sheet 20884



BSPT x BSPT

0044	Thread	Thread
2025-1708	1/8"	1/8"
2025-1715	1/4"	1/8"
2025-1724	1/4"	1/4"
2025-1727	3/8"	1/8"
2025-1732	3/8"	1/4"
2025-1740	3/8"	3/8"
2025-1845	1/2"	1/8"
2025-1852	1/2"	1/4"
2025-1856	1/2"	3/8"
2025-1865	1/2"	1/2"
2025-1881	3/4"	1/8"
2025-1885	3/4"	1/4"
2025-1889	3/4"	3/8"
2025-1894	3/4"	1/2"
2025-1898	3/4"	3/4"
2025-1905	1"	1/8"
2025-1910	1"	1/4"
2025-1915	1"	3/8"
2025-1920	1"	1/2"
2025-1925	1"	3/4"
2025-1931	1"	1"
2025-1935	1.1/4"	1"
2025-1940	1.1/4"	1.1/4"
2025-1945	1.1/2"	1"
2025-1950	1.1/2"	1.1/2"
2025-1956	2"	1"
2025-1960	2"	1.1/2"
2025-1965	2"	2"

Tech Sheet 20884

Male x Female Straight Adaptors



Male x Female Swivel, BSPP

0044	Male Thread	Female Thread
2025-1930	1/8"	1/8"
2025-1948	1/4"	1/4"
2025-1955	1/4"	3/8"
2025-1961	1/4"	1/2"
2025-1963	3/8"	1/4"
2025-1971	3/8"	3/8"
2025-1989	3/8"	1/2"
2025-1997	1/2"	3/8"
2025-2003	1/2"	1/2"
2025-2020	1/2"	3/4"
2025-2029	3/4"	1/2"
2025-2037	3/4"	3/4"
2025-2043	3/4"	1"
2025-2060	1"	1"

Tech Sheet 20884

Female Swivel, BSPP x BSPT Male

0044	Thread
2033-9862	1/8"
2033-9867	1/4"
2033-9875	3/8"
2033-9883	1/2"
2033-9891	3/4"
2033-9896	1"

Tech Sheet 20884

Male x Female Fixed, BSPP



0044	Male Thread	Female Thread
2025-8121	1/8"	1/8"
2025-8131	1/4"	1/8"
2025-8142	1/4"	1/4"
2025-8151	3/8"	1/8"
2025-8161	3/8"	1/4"
2025-8171	3/8"	3/8"
2025-8181	1/2"	1/4"
2025-8201	1/2"	3/8"
2025-8211	1/2"	1/2"
2025-8191	3/4"	1/4"
2025-8221	3/4"	3/8"
2025-8231	3/4"	1/2"
2025-8241	3/4"	3/4"
2025-8251	1"	1/2"
2025-8261	1"	1"
2025-8271	1"	3/4"
2025-8281	1.1/4"	1/2"
2025-8291	1.1/4"	3/4"
2025-8301	1.1/4"	1"
2025-8311	1.1/4"	1.1/4"
2025-8321	1.1/2"	3/4"
2025-8331	1.1/2"	1"
2025-8341	1.1/2"	1.1/2"
2025-8351	1.1/2"	1.1/4"
2025-8361	2"	2"

Tech Sheet 20884

HYDRAULIC STAINLESS STEEL ADAPTORS

stainless
steel



Female x Female Straight Adaptors



Swivel, BSPP

0044	Thread	Thread
2025-2078	1/4"	1/4"
2025-2082	3/8"	1/4"
2025-2086	3/8"	3/8"
2025-2089	1/2"	1/4"
2025-2093	1/2"	3/8"
2025-2094	1/2"	1/2"
2025-2100	5/8"	5/8"
2025-2122	3/4"	1/2"
2025-2132	3/4"	3/4"
2025-2110	1"	1"

Tech Sheet 20884

Fixed Female Hexagon Socket, BSPP



0044	Thread
2025-2466	1/8"
2025-2474	1/4"
2025-2482	3/8"
2025-2490	1/2"
2025-2508	3/4"
2025-2516	1"

Tech Sheet 20884

Elbows



Equal Elbow, BSPP

0044	Thread
2033-9922	1/8"
2033-9933	1/4"
2033-9941	3/8"
2033-9958	1/2"
2033-9962	5/8"
2033-9963	3/4"
2033-9974	1"
2033-9982	1.1/4"
2033-9992	1.1/2"

Tech Sheet 20884

Male x Female Swivel, BSPP



0044	Thread
2025-2185	1/8"
2025-2193	1/4"
2025-2201	3/8"
2025-2219	1/2"
2025-2223	5/8"
2025-2227	3/4"
2025-2232	1"
2025-2240	1.1/4"
2025-2245	1.1/2"

Tech Sheet 20884

Female Swivel, BSPP



0044	Thread
2025-2128	1/8"
2025-2136	1/4"
2025-2151	1/2"
2025-2169	3/4"

Tech Sheet 20884

Tees



Male, BSPP

0044	Thread
2025-2321	1/8"
2025-2326	1/4"
2025-2334	3/8"
2025-2342	1/2"
2025-2449	3/4"
2025-2354	1"

Tech Sheet 20884



Female Swivel, BSPP

0044	Thread
2025-2250	1/4"
2025-2258	3/8"
2025-2263	1/2"
2025-2273	5/8"
2025-2283	3/4"
2025-2293	1"

Tech Sheet 20884



Female Swivel Branch, BSPP

0044	Thread
2025-4001	1/8"
2025-4011	1/4"
2025-4021	3/8"
2025-4031	1/2"
2025-4041	3/4"
2025-4051	1"

Tech Sheet 20884



Female Swivel Run, BSPP

0044	Thread
2025-4501	1/8"
2025-4511	1/4"
2025-4521	3/8"
2025-4531	1/2"
2025-4541	3/4"
2025-4551	1"

Tech Sheet 20884

Bulkhead complete with Locknut



BSPP

0044	Thread
2025-2391	1/4"
2025-2409	3/8"
2025-2417	1/2"
2025-2425	5/8"
2025-2433	3/4"
2025-2441	1"
2025-2445	1.1/4"
2025-2450	1.1/2"

Tech Sheet 20884

Plugs



BSPP

0044	Thread
2033-4002	1/8"
2033-4012	1/4"
2033-4022	3/8"
2033-4032	1/2"
2033-4042	5/8"
2033-4052	3/4"
2033-4062	1"
2033-4072	1.1/4"
2033-4082	1.1/2"
2033-4092	2"

Tech Sheet 20884



BSPT

0044	Thread
2025-2524	1/8"
2025-2532	1/4"
2025-2540	3/8"
2025-2557	1/2"
2025-2565	3/4"
2025-2573	1"
2025-2582	1.1/4"
2025-2592	1.1/2"
2025-2602	2"

Tech Sheet 20884

Caps



BSPP

0044	Thread
2033-8301	1/8"
2033-8311	1/4"
2033-8321	3/8"
2033-8331	1/2"
2033-8341	3/4"
2033-8351	1"

Tech Sheet 20884

316 PRECISION INSTRUMENTATION PIPE FITTINGS

stainless
steel



Hexagon Nipples



Male x Male, NPT

0342	Thread
PHN-01	1/16"
PHN-02	1/8"
PHN-04	1/4"
PHN-06	3/8"
PHN-08	1/2"
PHN-12	3/4"
PHN-16	1"

Tech Sheet 20885

Hexagon Nipples, Long



Male x Male, NPT

0342	Thread	Length
PHNL-02-L1.5	1/8"	1.5"
PHNL-02-L2	1/8"	2"
PHNL-02-L3	1/8"	3"
PHNL-02-L4	1/8"	4"
PHNL-02-L6	1/8"	6"
PHNL-04-L1.5	1/4"	1.5"
PHNL-04-L2	1/4"	2"
PHNL-04-L3	1/4"	3"
PHNL-04-L4	1/4"	4"
PHNL-04-L6	1/4"	6"
PHNL-06-L1.5	3/8"	1.5"
PHNL-06-L2	3/8"	2"
PHNL-06-L3	3/8"	3"
PHNL-06-L4	3/8"	4"
PHNL-06-L6	3/8"	6"
PHNL-08-L1.5	1/2"	1.5"
PHNL-08-L2	1/2"	2"
PHNL-08-L3	1/2"	3"
PHNL-08-L4	1/2"	4"
PHNL-08-L6	1/2"	6"
PHNL-12-L2	3/4"	2"
PHNL-12-L3	3/4"	3"
PHNL-12-L4	3/4"	4"
PHNL-12-L6	3/4"	6"
PHNL-16-L1.5	1"	1.5"
PHNL-16-L2	1"	2"
PHNL-16-L3	1"	3"
PHNL-16-L4	1"	4"
PHNL-16-L6	1"	6"

Tech Sheet 20885

Reducing Hexagon Nipples



Male x Male, NPT

0342	Thread	Thread
PRHN-02-01	1/8"	1/16"
PRHN-04-02	1/4"	1/8"
PRHN-06-02	3/8"	1/8"
PRHN-06-04	3/8"	1/4"
PRHN-08-02	1/2"	1/8"
PRHN-08-04	1/2"	1/4"
PRHN-08-06	1/2"	3/8"
PRHN-12-06	3/4"	1/4"
PRHN-12-08	3/4"	1/2"
PRHN-16-08	1"	1/2"
PRHN-16-12	1"	3/4"

Tech Sheet 20885

Hexagon Coupling



Female x Female, NPT

0342	Thread
PHC-02	1/8"
PHC-04	1/4"
PHC-06	3/8"
PHC-08	1/2"
PHC-12	3/4"
PHC-16	1"

Tech Sheet 20885

Reducing Hexagon Couplings



Female x Female, NPT

0342	Thread	Thread
PRC-04-02	1/4"	1/8"
PRC-06-04	3/8"	1/4"
PRC-08-02	1/2"	1/8"
PRC-08-04	1/2"	1/4"
PRC-08-06	1/2"	3/8"
PRC-12-04	3/4"	1/4"
PRC-12-08	3/4"	1/2"
PRC-16-08	1"	1/2"

Tech Sheet 20885

Equal Male x Female Adaptors



Male x Female, NPT

0342	Thread
PPA-02	1/8"
PPA-04	1/4"
PPA-06	3/8"
PPA-08	1/2"
PPA-12	3/4"
PPA-16	1"

Tech Sheet 20885

Reducing Male x Female Adaptors



Male x Female, NPT

0342	Male Thread	Female Thread
PRA-02-01	1/16"	1/8"
PRA-04-02	1/8"	1/4"
PRA-06-02	1/8"	3/8"
PRA-06-04	1/4"	3/8"
PRA-08-02	1/8"	1/2"
PRA-08-04	1/4"	1/2"
PRA-08-06	3/8"	1/2"
PRA-12-04	1/4"	3/4"
PRA-12-06	3/8"	3/4"
PRA-12-08	1/2"	3/4"
PRA-16-04	1/4"	1"
PRA-16-08	1/2"	1"
PRA-16-12	3/4"	1"

Tech Sheet 20885

Gauge Adaptor



Male NPT x Female, BSPP

0342	Male Thread	Female Thread
PGA-04-04	1/4"	1/4"
PGA-06-06	3/8"	3/8"
PGA-08-08	1/2"	1/2"

Tech Sheet 20885

316 PRECISION INSTRUMENTATION PIPE FITTINGS

stainless
steel



Reducing Bushes



Male x Female, NPT

0342	Male Thread	Female Thread
PRB-02-01	1/8"	1/16"
PRB-04-02	1/4"	1/8"
PRB-06-02	3/8"	1/8"
PRB-06-04	3/8"	1/4"
PRB-08-02	1/2"	1/8"
PRB-08-04	1/2"	1/4"
PRB-08-06	1/2"	3/8"
PRB-12-04	3/4"	1/4"
PRB-12-06	3/4"	3/8"
PRB-12-08	3/4"	1/2"
PRB-16-04	1"	1/4"
PRB-16-06	1"	3/8"
PRB-16-08	1"	1/2"
PRB-16-12	1"	3/4"

Tech Sheet 20885

Pipe Caps



NPT

0342	Thread
PCP-02	1/8"
PCP-04	1/4"
PCP-06	3/8"
PCP-08	1/2"
PCP-12	3/4"
PCP-16	1"

Tech Sheet 20885

Pipe Plugs



NPT

0342	Thread
PP-01	1/16"
PP-02	1/8"
PP-04	1/4"
PP-06	3/8"
PP-08	1/2"
PP-12	3/4"
PP-16	1"

Tech Sheet 20885

Equal Elbows



Female, NPT

0342	Thread
PPFE-02	1/8"
PPFE-04	1/4"
PPFE-06	3/8"
PPFE-08	1/2"
PPFE-12	3/4"
PPFE-16	1"

Tech Sheet 20885



Male, NPT

0342	Thread
PPME-02	1/8"
PPME-04	1/4"
PPME-06	3/8"
PPME-08	1/2"

Tech Sheet 20885



Male x Female, NPT

0342	Thread
PSE-01	1/16"
PSE-02	1/8"
PSE-04	1/4"
PSE-06	3/8"
PSE-08	1/2"
PSE-12	3/4"
PSE-16	1"

Tech Sheet 20885

Equal Tees



Female, NPT

0342	Thread
PFT-02	1/8"
PFT-04	1/4"
PFT-06	3/8"
PFT-08	1/2"
PFT-12	3/4"
PFT-16	1"

Tech Sheet 20885



Male, NPT

0342	Thread
PMT-02	1/8"
PMT-04	1/4"
PMT-06	3/8"
PMT-08	1/2"

Tech Sheet 20885

Branch Tees



Female x Male, NPT

0342	Thread
PBT-02	1/8"
PBT-04	1/4"
PBT-06	3/8"
PBT-08	1/2"

Tech Sheet 20885

Equal Crosses



Female, NPT

0342	Thread
PPC-02	1/8"
PPC-04	1/4"
PPC-06	3/8"
PPC-08	1/2"
PPC-12	3/4"
PPC-16	1"

Tech Sheet 20885

10,000 PSI RATED, 316 STAINLESS STEEL ADAPTORS

stainless
steel



Male x Male Straight Adaptors



BSPP x BSPP

0339	Thread	Thread
2G-2G-MM-10K	1/8"	1/8"
2G-4G-MM-10K	1/8"	1/4"
2G-6G-MM-10K	1/8"	3/8"
2G-8G-MM-10K	1/8"	1/2"
2G-12G-MM-10K	1/8"	3/4"
2G-16G-MM-10K	1/8"	1"
4G-4G-MM-10K	1/4"	1/4"
4G-6G-MM-10K	1/4"	3/8"
4G-8G-MM-10K	1/4"	1/2"
4G-12G-MM-10K	1/4"	3/4"
4G-16G-MM-10K	1/4"	1"
6G-6G-MM-10K	3/8"	3/8"
6G-8G-MM-10K	3/8"	1/2"
6G-12G-MM-10K	3/8"	3/4"
6G-16G-MM-10K	3/8"	1"
8G-8G-MM-10K	1/2"	1/2"
8G-12G-MM-10K	1/2"	3/4"
8G-16G-MM-10K	1/2"	1"
12G-12G-MM-10K	3/4"	3/4"
12G-16G-MM-10K	3/4"	1"
16G-16G-MM-10K	1"	1"

Tech Sheet 20887



BSPP x NPT

0339	Thread	Thread
2G-2N-MM-10K	1/8"	1/8"
2G-4N-MM-10K	1/8"	1/4"
2G-6N-MM-10K	1/8"	3/8"
2G-8N-MM-10K	1/8"	1/2"
2G-12N-MM-10K	1/8"	3/4"
2G-16N-MM-10K	1/8"	1"
4G-2N-MM-10K	1/4"	1/8"
4G-4N-MM-10K	1/4"	1/4"
4G-6N-MM-10K	1/4"	3/8"
4G-8N-MM-10K	1/4"	1/2"
4G-12N-MM-10K	1/4"	3/4"
4G-16N-MM-10K	1/4"	1"
6G-4N-MM-10K	3/8"	1/4"
6G-6N-MM-10K	3/8"	3/8"
6G-8N-MM-10K	3/8"	1/2"
6G-12N-MM-10K	3/8"	3/4"
6G-16N-MM-10K	3/8"	1"
8G-4N-MM-10K	1/2"	1/4"
8G-6N-MM-10K	1/2"	3/8"
8G-8N-MM-10K	1/2"	1/2"
8G-12N-MM-10K	1/2"	3/4"
8G-16N-MM-10K	1/2"	1"
12G-12N-MM-10K	3/4"	3/4"
12G-16N-MM-10K	3/4"	1"
16G-16N-MM-10K	1"	1"

Tech Sheet 20887



BSPP x JIC

0339	Thread	Thread
2G-4J-MM-10K	1/8"	7/16"
2G-6J-MM-10K	1/8"	9/16"
4G-4J-MM-10K	1/4"	7/16"
4G-6J-MM-10K	1/4"	9/16"
4G-8J-MM-10K	1/4"	3/4"
6G-4J-MM-10K	3/8"	7/16"
6G-6J-MM-10K	3/8"	9/16"
6G-8J-MM-10K	3/8"	3/4"
6G-10J-MM-10K	3/8"	7/8"
6G-12J-MM-10K	3/8"	1.1/16"
8G-4J-MM-10K	1/2"	7/16"
8G-8J-MM-10K	1/2"	3/4"
8G-10J-MM-10K	1/2"	7/8"
8G-12J-MM-10K	1/2"	1.1/16"
8G-16J-MM-10K	1/2"	1.5/16"
12G-8J-MM-10K	3/4"	3/4"
12G-10J-MM-10K	3/4"	7/8"
12G-12J-MM-10K	3/4"	1.1/16"
12G-16J-MM-10K	3/4"	1.5/16"
16G-10J-MM-10K	1"	7/8"
16G-12J-MM-10K	1"	1.1/16"
16G-16J-MM-10K	1"	1.5/16"

Tech Sheet 20887



NPT x NPT

0339	Thread	Thread
2N-2N-MM-10K	1/8"	1/8"
2N-4N-MM-10K	1/8"	1/4"
4N-4N-MM-10K	1/4"	1/4"
4N-6N-MM-10K	1/4"	3/8"
4N-8N-MM-10K	1/4"	1/2"
6N-2N-MM-10K	3/8"	1/8"
6N-6N-MM-10K	3/8"	3/8"
6N-8N-MM-10K	3/8"	1/2"
8N-2N-MM-10K	1/2"	1/8"
8N-8N-MM-10K	1/2"	1/2"
12N-2N-MM-10K	3/4"	1/8"
12N-4N-MM-10K	3/4"	1/4"
12N-6N-MM-10K	3/4"	3/8"
12N-8N-MM-10K	3/4"	1/2"
12N-12N-MM-10K	3/4"	3/4"
16N-2N-MM-10K	1"	1/8"
16N-4N-MM-10K	1"	1/4"
16N-6N-MM-10K	1"	3/8"
16N-8N-MM-10K	1"	1/2"
16N-12N-MM-10K	1"	3/4"
16N-16N-MM-10K	1"	1"

Tech Sheet 20887

These fittings within the industry are known as 10K fittings which have a 10,000 psi working pressure rating.

All BSPP fittings are 60° coned for connection to hoses.

Maximum Working Pressure:
10,000 psi (690 bar)



NPT x JIC

0339	Thread	Thread
2N-2J-MM-10K	1/8"	5/16"
2N-4J-MM-10K	1/8"	7/16"
4N-4J-MM-10K	1/4"	7/16"
4N-6J-MM-10K	1/4"	9/16"
4N-8J-MM-10K	1/4"	3/4"
6N-4J-MM-10K	3/8"	7/16"
6N-6J-MM-10K	3/8"	9/16"
6N-8J-MM-10K	3/8"	3/4"
6N-12J-MM-10K	3/8"	1.1/16"
8N-4J-MM-10K	1/2"	7/16"
8N-6J-MM-10K	1/2"	9/16"
8N-8J-MM-10K	1/2"	3/4"
8N-12J-MM-10K	1/2"	1.1/16"
12N-8J-MM-10K	3/4"	3/4"
12N-12J-MM-10K	3/4"	1.1/16"
12N-16J-MM-10K	3/4"	1.5/16"
16N-12J-MM-10K	1"	1.1/16"
16N-16J-MM-10K	1"	1.5/16"

Tech Sheet 20887



JIC x JIC

0339	Thread	Thread
4J-4J-MM-10K	7/16"	7/16"
4J-6J-MM-10K	7/16"	9/16"
4J-8J-MM-10K	7/16"	3/4"
6J-6J-MM-10K	9/16"	9/16"
6J-8J-MM-10K	9/16"	3/4"
6J-10J-MM-10K	9/16"	7/8"
8J-8J-MM-10K	3/4"	3/4"
8J-10J-MM-10K	3/4"	7/8"
8J-12J-MM-10K	3/4"	1.1/16"
10J-10J-MM-10K	7/8"	7/8"
10J-12J-MM-10K	7/8"	1.1/16"
10J-16J-MM-10K	7/8"	1.5/16"
12J-16J-MM-10K	1.1/16"	1.5/16"
16J-16J-MM-10K	1.5/16"	1.5/16"

Tech Sheet 20887

10,000 PSI RATED, 316 STAINLESS STEEL ADAPTORS

stainless steel



These fittings within the industry are known as 10K fittings which have a 10,000 psi working pressure rating. All BSPP fittings are 60° coned for connection to hoses.

Maximum Working Pressure:
10,000 psi (690 bar)

Male x Female Straight Adaptors



BSPP x BSPP

0339	Male Thread	Female Thread
2G-2G-MF-A-10K	1/8"	1/8"
2G-4G-MF-A-10K	1/8"	1/4"
2G-6G-MF-A-10K	1/8"	3/8"
2G-8G-MF-A-10K	1/8"	1/2"
2G-12G-MF-A-10K	1/8"	3/4"
4G-4G-MF-A-10K	1/4"	1/4"
4G-6G-MF-A-10K	1/4"	3/8"
4G-8G-MF-A-10K	1/4"	1/2"
4G-12G-MF-A-10K	1/4"	3/4"
4G-16G-MF-A-10K	1/4"	1"
6G-6G-MF-A-10K	3/8"	3/8"
6G-8G-MF-A-10K	3/8"	1/2"
6G-12G-MF-A-10K	3/8"	3/4"
6G-16G-MF-A-10K	3/8"	1"
8G-8G-MF-A-10K	1/2"	1/2"
8G-12G-MF-A-10K	1/2"	3/4"
8G-16G-MF-A-10K	1/2"	1"
12G-12G-MF-A-10K	3/4"	3/4"
12G-16G-MF-A-10K	3/4"	1"
16G-16G-MF-A-10K	1"	1"

Tech Sheet 20887



NPT x NPT

0339	Male Thread	Female Thread
2N-2N-MF-A-10K	1/8"	1/8"
2N-4N-MF-A-10K	1/8"	1/4"
2N-6N-MF-A-10K	1/8"	3/8"
2N-8N-MF-A-10K	1/8"	1/2"
2N-12N-MF-A-10K	1/8"	3/4"
4N-4N-MF-A-10K	1/4"	1/4"
4N-6N-MF-A-10K	1/4"	3/8"
4N-8N-MF-A-10K	1/4"	1/2"
4N-12N-MF-A-10K	1/4"	3/4"
4N-16N-MF-A-10K	1/4"	1"
6N-6N-MF-A-10K	3/8"	3/8"
6N-8N-MF-A-10K	3/8"	1/2"
6N-12N-MF-A-10K	3/8"	3/4"
6N-16N-MF-A-10K	3/8"	1"
8N-8N-MF-A-10K	1/2"	1/2"
8N-12N-MF-A-10K	1/2"	3/4"
8N-16N-MF-A-10K	1/2"	1"
12N-12N-MF-A-10K	3/4"	3/4"
12N-16N-MF-A-10K	3/4"	1"
16N-16N-MF-A-10K	1"	1"

Tech Sheet 20887



JIC x NPT

0339	Male Thread	Female Thread
4J-2N-MF-A-10K	7/16"-20	1/8"
4J-4N-MF-A-10K	7/16"-20	1/4"
6J-4N-MF-A-10K	9/16"-18	1/4"
4J-6N-MF-A-10K	7/16"-20	3/8"
6J-6N-MF-A-10K	9/16"-18	3/8"
8J-6N-MF-A-10K	3/4"-16	3/8"
8J-8N-MF-A-10K	9/16"-18	1/2"
10J-8N-MF-A-10K	3/4"-16	1/2"
12J-8N-MF-A-10K	7/8"-14	1/2"
12J-12N-MF-A-10K	3/4"-16	1/2"
16J-16N-MF-A-10K	7/8"-14	1/2"

Tech Sheet 20887



BSPP x JIC, Swivel

0339	Male Thread	Female Thread
4G-4J-MF-10K	1/4"	7/16"
4G-5J-MF-10K	1/4"	1/2"
4G-6J-MF-10K	1/4"	9/16"
6G-6J-MF-10K	3/8"	9/16"
8G-6J-MF-10K	1/2"	9/16"
6G-8J-MF-10K	3/8"	3/4"
8G-8J-MF-10K	1/2"	3/4"
6G-10J-MF-10K	3/8"	7/8"
8G-10J-MF-10K	1/2"	7/8"
12G-10J-MF-10K	3/4"	7/8"
8G-12J-MF-10K	1/2"	1.1/16"
12G-12J-MF-10K	3/4"	1.1/16"
16G-12J-MF-10K	1"	1.1/16"
12G-16J-MF-10K	3/4"	1.5/16"
16G-16J-MF-10K	1"	1.5/16"

Tech Sheet 20887



NPT x JIC, Swivel

0339	Male Thread	Female Thread
4N-4J-MF-10K	1/4"	7/16"
6N-6J-MF-10K	3/8"	9/16"
6N-8J-MF-10K	3/8"	3/4"
8N-10J-MF-10K	1/2"	7/8"
8N-12J-MF-10K	1/2"	1.1/16"
12N-12J-MF-10K	3/4"	1.1/16"
12N-14J-MF-10K	3/4"	1.3/16"
12N-16J-MF-10K	3/4"	1.5/16"
16N-16J-MF-10K	1"	1.5/16"


Tech Sheet 20887



JIC x JIC, Swivel

0339	Male Thread	Female Thread
4J-4J-MF-10K	7/16"	7/16"
4J-6J-MF-10K	7/16"	9/16"
4J-8J-MF-10K	7/16"	3/4"
6J-4J-MF-10K	9/16"	7/16"
6J-6J-MF-10K	9/16"	9/16"
6J-8J-MF-10K	9/16"	3/4"
8J-4J-MF-10K	3/4"	7/16"
8J-6J-MF-10K	3/4"	9/16"
10J-8J-MF-10K	7/8"	3/4"
12J-8J-MF-10K	1.1/16"	3/4"
12J-12J-MF-10K	1.1/16"	1.1/16"
14J-12J-MF-10K	1.3/16"	1.1/16"
16J-12J-MF-10K	1.5/16"	1.1/16"
16J-16J-MF-10K	1.5/16"	1.5/16"

Tech Sheet 20887



For Hydraulic Adaptors
see pages 82-84

10,000 PSI RATED, 316 STAINLESS STEEL ADAPTORS

These fittings within the industry are known as 10K fittings which have a 10,000 psi working pressure rating. All BSPP fittings are 60° coned for connection to hoses.

stainless
steel



Maximum Working Pressure:
10,000 psi (690 bar)

Male x Female Straight Reducers



BSPP

0339	Male Thread	Female Thread
4G-2G-MF-B-10K	1/4"	1/8"
6G-2G-MF-B-10K	3/8"	1/8"
6G-4G-MF-B-10K	3/8"	1/4"
8G-2G-MF-B-10K	1/2"	1/8"
8G-4G-MF-B-10K	1/2"	1/4"
8G-6G-MF-B-10K	1/2"	3/8"
12G-2G-MF-B-10K	3/4"	1/8"
12G-4G-MF-B-10K	3/4"	1/4"
12G-6G-MF-B-10K	3/4"	3/8"
12G-8G-MF-B-10K	3/4"	1/2"
16G-2G-MF-B-10K	1"	1/8"
16G-4G-MF-B-10K	1"	1/4"
16G-6G-MF-B-10K	1"	3/8"
16G-8G-MF-B-10K	1"	1/2"
16G-12G-MF-B-10K	1"	3/4"

Tech Sheet 20887



NPT

0339	Male Thread	Female Thread
4N-2N-MF-B-10K	1/4"	1/8"
6N-2N-MF-B-10K	3/8"	1/8"
6N-4N-MF-B-10K	3/8"	1/4"
8N-2N-MF-B-10K	1/2"	1/8"
8N-4N-MF-B-10K	1/2"	1/4"
8N-6N-MF-B-10K	1/2"	3/8"
12N-2N-MF-B-10K	3/4"	1/8"
12N-4N-MF-B-10K	3/4"	1/4"
12N-6N-MF-B-10K	3/4"	3/8"
12N-8N-MF-B-10K	3/4"	1/2"
16N-2N-MF-B-10K	1"	1/8"
16N-4N-MF-B-10K	1"	1/4"
16N-6N-MF-B-10K	1"	3/8"
16N-8N-MF-B-10K	1"	1/2"
16N-12N-MF-B-10K	1"	3/4"

Tech Sheet 20887

Female x Female Straight Adaptors



Swivel, BSPP

0339	Thread	Thread
4G-4G-FF-10K	1/4"	1/4"
4G-6G-FF-10K	1/4"	3/8"
4G-8G-FF-10K	1/4"	1/2"
6G-6G-FF-10K	3/8"	3/8"
6G-8G-FF-10K	3/8"	1/2"
8G-8G-FF-10K	1/2"	1/2"
12G-12G-FF-10K	3/4"	3/4"
16G-16G-FF-10K	1"	1"

Tech Sheet 20887



Fixed, NPT

0339	Thread	Thread
2N-2N-FF-10K	1/8"	1/8"
2N-4N-FF-10K	1/8"	1/4"
2N-6N-FF-10K	1/8"	3/8"
2N-8N-FF-10K	1/8"	1/2"
2N-12N-FF-10K	1/8"	3/4"
2N-16N-FF-10K	1/8"	1"
4N-4N-FF-10K	1/4"	1/4"
4N-6N-FF-10K	1/4"	3/8"
4N-8N-FF-10K	1/4"	1/2"
4N-12N-FF-10K	1/4"	3/4"
4N-16N-FF-10K	1/4"	1"
6N-6N-FF-10K	3/8"	3/8"
6N-8N-FF-10K	3/8"	1/2"
6N-12N-FF-10K	3/8"	3/4"
6N-16N-FF-10K	3/8"	1"
8N-8N-FF-10K	1/2"	1/2"
8N-12N-FF-10K	1/2"	3/4"
8N-16N-FF-10K	1/2"	1"
12N-12N-FF-10K	3/4"	3/4"
12N-16N-FF-10K	3/4"	1"
16N-16N-FF-10K	1"	1"

Tech Sheet 20887



Swivel, JIC

0339	Thread	Thread
4J-4J-FF-10K	7/16"	7/16"
4J-6J-FF-10K	7/16"	9/16"
4J-8J-FF-10K	9/16"	3/4"
6J-6J-FF-10K	9/16"	9/16"
6J-8J-FF-10K	9/16"	3/4"
8J-8J-FF-10K	3/4"	3/4"
12J-12J-FF-10K	1.1/16"	1.1/16"
16J-16J-FF-10K	1.5/16"	1.5/16"

Tech Sheet 20887

Male x Male Elbows



BSPP

0339	Thread
2G-E-MM-10K	1/8"
4G-E-MM-10K	1/4"
6G-E-MM-10K	3/8"
8G-E-MM-10K	1/2"
12G-E-MM-10K	3/4"
16G-E-MM-10K	1"

Tech Sheet 20887



NPT

0339	Thread
2N-E-MM-10K	1/8"
4N-E-MM-10K	1/4"
6N-E-MM-10K	3/8"
8N-E-MM-10K	1/2"
12N-E-MM-10K	3/4"
16N-E-MM-10K	1"

Tech Sheet 20887

10,000 PSI RATED, 316 STAINLESS STEEL ADAPTORS

stainless steel



These fittings within the industry are known as 10K fittings which have a 10,000 psi working pressure rating. All BSPP fittings are 60° coned for connection to hoses.



Maximum Working Pressure:
10,000 psi (690 bar)

Male x Female Elbows



Swivel, BSPP

0339	Thread
2G-E-MF-10K	1/8"
4G-E-MF-10K	1/4"
6G-E-MF-10K	3/8"
8G-E-MF-10K	1/2"
12G-E-MF-10K	3/4"
16G-E-MF-10K	1"

Tech Sheet 20887



Fixed, NPT

0339	Thread
2N-E-MF-10K	1/8"
4N-E-MF-10K	1/4"
6N-E-MF-10K	3/8"
8N-E-MF-10K	1/2"
12N-E-MF-10K	3/4"
16N-E-MF-10K	1"

Tech Sheet 20887



Swivel, JIC

0339	Thread
4J-E-MF-10K	7/16"
6J-E-MF-10K	9/16"
8J-E-MF-10K	3/4"
10J-E-MF-10K	7/8"
12J-E-MF-10K	1.1/16"
16J-E-MF-10K	1.5/16"

Tech Sheet 20887



NPT x JIC

0339	Male Thread	Female Thread
4N-4J-E-MF-10K	1/4"	7/16"
6N-6J-E-MF-10K	3/8"	9/16"
8N-8J-E-MF-10K	1/2"	3/4"
12N-12J-E-MF-10K	3/4"	1.1/16"

Tech Sheet 20887

Female x Female Elbows



BSPP

0339	Thread
2G-E-FF-10K	1/8"
4G-E-FF-10K	1/4"
6G-E-FF-10K	3/8"
8G-E-FF-10K	1/2"
12G-E-FF-10K	3/4"
16G-E-FF-10K	1"

Tech Sheet 20887



NPT

0339	Thread
2N-E-10K	1/8"
4N-E-10K	1/4"
6N-E-10K	3/8"
8N-E-10K	1/2"
12N-E-10K	3/4"
16N-E-10K	1"

Tech Sheet 20887



JIC

0339	Thread
2J-E-FF-10K	7/16"
4J-E-FF-10K	9/16"
6J-E-FF-10K	3/4"
8J-E-FF-10K	7/8"
12J-E-FF-10K	1.1/16"
16J-E-FF-10K	1.5/16"

Tech Sheet 20887

Male x Male Tees



BSPP

0339	Thread
2G-T-MM-10K	1/8"
4G-T-MM-10K	1/4"
6G-T-MM-10K	3/8"
8G-T-MM-10K	1/2"
12G-T-MM-10K	3/4"
16G-T-MM-10K	1"

Tech Sheet 20887



NPT

0339	Thread
2N-T-MM-10K	1/8"
4N-T-MM-10K	1/4"
6N-T-MM-10K	3/8"
8N-T-MM-10K	1/2"
12N-T-MM-10K	3/4"
16N-T-MM-10K	1"

Tech Sheet 20887



JIC

0339	Thread
4J-T-MM-10K	7/16"
5J-T-MM-10K	1/2"
6J-T-MM-10K	9/16"
8J-T-MM-10K	3/4"
10J-T-MM-10K	7/8"
12J-T-MM-10K	1.1/16"
14J-T-MM-10K	1.3/16"
16J-T-MM-10K	1.5/16"

Tech Sheet 20887



stainless steel



For Stainless Steel Gauges
see pages 414-416

10,000 PSI RATED, 316 STAINLESS STEEL ADAPTORS

stainless
steel



These fittings within the industry are known as 10K fittings which have a 10,000 psi working pressure rating. All BSPP fittings are 60° coned for connection to hoses.



Maximum Working Pressure:
10,000 psi (690 bar)

Female x Female Tees



BSPP

0339	Thread
2G-T-FF-10K	1/8"
4G-T-FF-10K	1/4"
6G-T-FF-10K	3/8"
8G-T-FF-10K	1/2"
12G-T-FF-10K	3/4"
16G-T-FF-10K	1"

Tech Sheet 20887



NPT

0339	Thread
2N-T-10K	1/8"
4N-T-10K	1/4"
6N-T-10K	3/8"
8N-T-10K	1/2"
12N-T-10K	3/4"

Tech Sheet 20887



JIC

0339	Thread
2J-T-FF-10K	7/16"
4J-T-FF-10K	9/16"
6J-T-FF-10K	3/4"
8J-T-FF-10K	7/8"
12J-T-FF-10K	1.1/16"
16J-T-FF-10K	1.5/16"

Tech Sheet 20887

Female Equal Cross



NPT

0339	Thread
2N-X-10K	1/8"
4N-X-10K	1/4"
6N-X-10K	3/8"
8N-X-10K	1/2"
12N-X-10K	3/4"
16N-X-10K	1"

Tech Sheet 20887

Plugs



BSPP

0339	Thread
2G-P-10K	1/8"
4G-P-10K	1/4"
6G-P-10K	3/8"
8G-P-10K	1/2"
12G-P-10K	3/4"
16G-P-10K	1"

Tech Sheet 20887



NPT

0339	Thread
2N-P-10K	1/8"
4N-P-10K	1/4"
6N-P-10K	3/8"
8N-P-10K	1/2"
12N-P-10K	3/4"
16N-P-10K	1"

Tech Sheet 20887



JIC

0339	Thread
4J-P-10K	7/16"
6J-P-10K	9/16"
8J-P-10K	3/4"
10J-P-10K	7/8"
12J-P-10K	1.1/16"
16J-P-10K	1.5/16"

Tech Sheet 20887

Caps



BSPP

0339	Thread
2G-C-10K	1/8"
4G-C-10K	1/4"
6G-C-10K	3/8"
8G-C-10K	1/2"
12G-C-10K	3/4"
16G-C-10K	1"

Tech Sheet 20887



NPT

0339	Thread
2N-C-10K	1/8"
4N-C-10K	1/4"
6N-C-10K	3/8"
8N-C-10K	1/2"
12N-C-10K	3/4"
16N-C-10K	1"

Tech Sheet 20887



JIC

0339	Thread
4J-C-10K	7/16"
6J-C-10K	9/16"
8J-C-10K	3/4"
10J-C-10K	7/8"
12J-C-10K	1.1/16"
16J-C-10K	1.5/16"

Tech Sheet 20887



For Glycerine Gauges & Accessories
see pages 263-264

37° JIC STAINLESS STEEL FLARE FITTINGS

stainless
steel



Male Stud Couplings



UNF

0215	Thread
205BM6	7/16"-20
205BM8	1/2"-20
205BM10	9/16"-18
205BM12	3/4"-16
205BM16	7/8"-14
205BM20	1.1/16"-12
205BM22	1.3/16"-12
205BM25	1.5/16"-12
205BM32	1.5/8"-12

Tech Sheet 20886



UNF x BSPT

0215	Thread	Thread
210BM6R18	7/16"-20	1/8"
210BM6R14	7/16"-20	1/4"
210BM6R12	7/16"-20	1/2"
210BM8R18	1/2"-20	1/8"
210BM8R14	1/2"-20	1/4"
210BM10R14	9/16"-18	1/4"
210BM10R18	9/16"-18	1/8"
210BM10R38	9/16"-18	3/8"
210BM10R12	9/16"-18	1/2"
210BM12R14	3/4"-16	1/4"
210BM12R38	3/4"-16	3/8"
210BM12R12	3/4"-16	1/2"
210BM16R12	7/8"-14	1/2"
210BM16R34	7/8"-14	3/4"
210BM20R12	1.1/16"-12	1/2"
210BM20R34	1.1/16"-12	3/4"
210BM20R1	1.1/16"-12	1"
210BM22R34	1.3/16"-12	3/4"
210BM25R34	1.5/16"-12	3/4"
210BM25R1	1.5/16"-12	1"
210BM32R1	1.5/8"-12	1"
210BM32R114	1.5/8"-12	1.1/4"
210BM38R112	1.7/8"-12	1.1/2"

Tech Sheet 20886



UNF x BSPP

0215	Thread	Thread
210SM6G18	7/16"-20	1/8"
210SM6G14	7/16"-20	1/4"
210SM6G38	7/16"-20	3/8"
210SM6G12	7/16"-20	1/2"
210SM8G18	1/2"-20	1/8"
210SM8G14	1/2"-20	1/4"
210SM8G38	1/2"-20	3/8"
210SM10G18	9/16"-18	1/8"
210SM10G14	9/16"-18	1/4"
210SM10G38	9/16"-18	3/8"
210SM10G12	9/16"-18	1/2"
210SM12G14	3/4"-16	1/4"
210SM12G38	3/4"-16	3/8"
210SM12G12	3/4"-16	1/2"
210SM12G34	3/4"-16	3/4"
210SM16G38	7/8"-14	3/8"
210SM16G12	7/8"-14	1/2"
210SM16G34	7/8"-14	3/4"
210SM20G12	1.1/16"-12	1/2"
210SM20G34	1.1/16"-12	3/4"
210SM20G1	1.1/16"-12	1"
210SM22G34	1.3/16"-12	3/4"
210SM25G34	1.5/16"-12	3/4"
210SM25G1	1.5/16"-12	1"
210SM25G114	1.5/16"-12	1.1/4"
210SM32G1	1.5/8"-12	1"
210SM32G114	1.5/8"-12	1.1/4"
210SM38G114	1.7/8"-12	1.1/4"
210SM38G112	1.7/8"-12	1.1/2"

Tech Sheet 20886



UNF x NPT

0215	Thread	Thread
214BM6N18	7/16"-20	1/8"
214BM6N14	7/16"-20	1/4"
214BM8N18	1/2"-20	1/8"
214BM8N14	1/2"-20	1/4"
214BM10N18	9/16"-18	1/8"
214BM10N14	9/16"-18	1/4"
214BM10N38	9/16"-18	3/8"
214BM10N12	9/16"-18	1/2"
214BM12N14	3/4"-16	1/4"
214BM12N38	3/4"-16	3/8"
214BM12N12	3/4"-16	1/2"
214BM12N34	3/4"-16	3/4"
214BM16N12	7/8"-14	1/2"
214BM20N12	1.1/16"-12	1/2"
214BM20N34	1.1/16"-12	3/4"
214BM20N1	1.1/16"-12	1"
214BM25N34	1.5/16"-12	3/4"
214BM25N1	1.5/16"-12	1"
214BM32N1	1.5/8"-12	1"
214BM32N114	1.5/8"-12	1.1/4"
214BM38N114	1.7/8"-12	1.1/4"
214BM38N112	1.7/8"-12	1.1/2"

Tech Sheet 20886

stainless
steel



For 316 Stainless Steel Tubing
see page 183

For Flare Seals see page 111

37° JIC STAINLESS STEEL FLARE FITTINGS

stainless
steel



Female Stud Couplings



Male UNF x Female BSPP

0215	Male Thread	Female Thread
230BM6G18	7/16"-20	1/8"
230BM6G14	7/16"-20	1/4"
230BM6G12	7/16"-20	1/2"
230BM8G14	1/2"-20	1/4"
230BM10G18	9/16"-18	1/8"
230BM10G14	9/16"-18	1/4"
230BM10G38	9/16"-18	3/8"
230BM10G12	9/16"-18	1/2"
230BM12G14	3/4"-16	1/4"
230BM12G38	3/4"-16	3/8"
230BM12G12	3/4"-16	1/2"
230BM12G34	3/4"-16	3/4"
230BM16G38	7/8"-14	3/8"
230BM16G12	7/8"-14	1/2"
230BM16G34	7/8"-14	3/4"
230BM18G1	1.1/16"-12	1"
230BM22G34	1.3/16"-12	3/4"
230BM25G34	1.5/16"-12	3/4"
230BM25G1	1.5/16"-12	1"
230BM32G1	1.5/8"-12	1"
230BM32G114	1.5/8"-12	1.1/4"
230BM38G114	1.7/8"-12	1.1/2"
230BM38G112	1.7/8"-12	1.1/2"

Tech Sheet 20886

Male UNF x Female NPT

0215	Male Thread	Female Thread
232BM6N18	7/16"-20	1/8"
232BM6N14	7/16"-20	1/4"
232BM8N14	1/2"-20	1/4"
232BM10N14	9/16"-18	1/4"
232BM10N38	9/16"-18	3/8"
232BM12N12	3/4"-16	1/2"
232BM20N12	1.1/16"-12	1/2"
232BM20N34	1.1/16"-12	3/4"
232BM25N1	1.5/16"-12	1"
232BM32N114	1.5/8"-12	1.1/4"
232BM38N112	1.7/8"-12	1.1/2"

Tech Sheet 20886

Male UNF x Female BSPT

0215	Male Thread	Female Thread
231M6R18	7/16"-20	1/8"
231M6R14	7/16"-20	1/4"
231M6R12	7/16"-20	1/2"
231M8R18	1/2"-20	1/8"
231M8R14	1/2"-20	1/4"
231M10R18	9/16"-18	1/8"
231M10R14	9/16"-18	1/4"
231M10R38	9/16"-18	3/8"
231M10R12	9/16"-18	1/2"
231M12R14	3/4"-16	1/4"
231M12R38	3/4"-16	3/8"
231M12R12	3/4"-16	1/2"
231M12R34	3/4"-16	3/4"
231M16R38	7/8"-14	3/8"
231M16R12	7/8"-14	1/2"
231M16R34	7/8"-14	3/4"
231M18R34	1.1/16"-12	3/4"
231M18R1	1.1/16"-12	1"
231M22R34	1.3/16"-12	3/4"
231M25R34	1.5/16"-12	3/4"
231M25R1	1.5/16"-12	1"
231M32R1	1.5/8"-12	1"
231M32R114	1.5/8"-12	1.1/4"
231M38R114	1.7/8"-12	1.1/4"
231M38R112	1.7/8"-12	1.1/2"

Tech Sheet 20886

Female Swivel Connectors



Male UNF x Female UNF

0215	Male Thread	Female Thread
273M6U716	7/16"-20	7/16"-20
273M8U716	1/2"-20	7/16"-20
273M8U12	1/2"-20	1/2"-20
273M10U716	9/16"-18	7/16"-20
273M10U916	9/16"-18	9/16"-18
273M12U916	3/4"-16	9/16"-18
273M16U34	7/8"-14	3/4"-16
273M18U34	1.1/16"-12	3/4"-16
273M18U1116	1.1/16"-12	1.1/16"-12
273M22U1116	1.3/16"-12	1.1/16"-12
273M25U1116	1.5/16"-12	1.1/16"-12
273M25U1516	1.5/16"-12	1.5/16"-12

Tech Sheet 20886

Male BSPP x Female UNF

0215	Male Thread	Female Thread
273M6G18	1/8"	7/16"-20
273M8G18	1/8"	1/2"-20
273M8G14	1/4"	1/2"-20
273M10G14	1/4"	9/16"-18
273M10G38	3/8"	9/16"-18
273M12G38	3/8"	3/4"-16
273M16G12	1/2"	7/8"-14
273M20G34	3/4"	1.1/16"-12
273M22G34	3/4"	1.3/16"-12
273M25G1	1"	1.5/16"-12
273M32G114	1.1/4"	1.5/8"-12
273M38G112	1.1/2"	1.7/8"-12

Tech Sheet 20886

Male NPT x Female UNF

0215	Male Thread	Female Thread
276M6N18	1/8"	7/16"-20
276M8N18	1/8"	1/2"-20
276M6N14	1/4"	7/16"-20
276M8N14	1/4"	1/2"-20
276M10N14	1/4"	9/16"-18
276M10N38	3/8"	9/16"-18
276M12N38	3/8"	3/4"-16
276M16N12	1/2"	7/8"-14
276M20N12	1/2"	1.1/16"-12
276M20N34	3/4"	1.1/16"-12
276M22N34	3/4"	1.3/16"-12
276M25N34	3/4"	1.5/16"-12
276M25N1	1"	1.5/16"-12
276M32N114	1.1/4"	1.5/8"-12
276M38N112	1.1/2"	1.7/8"-12

Tech Sheet 20886

Male BSPT x Female UNF

0215	Male Thread	Female Thread
273M6R18	1/8"	7/16"-20
273M8R14	1/4"	1/2"-20
273M10R14	1/4"	9/16"-18
273M12R14	1/4"	3/4"-16
273M12R38	3/8"	3/4"-16
273M16R12	1/2"	7/8"-14
273M20R12	1/2"	1.1/16"-12
273M20R34	3/4"	1.1/16"-12
273M22R34	3/4"	1.3/16"-12
273M25R34	3/4"	1.5/16"-12
273M25R1	1"	1.5/16"-12
273M32R114	1.1/4"	1.5/8"-12
273M38R112	1.1/2"	1.7/8"-12

Tech Sheet 20886

37° JIC STAINLESS STEEL FLARE FITTINGS

stainless
steel



Bulkhead Unions



Bulkhead complete with Locknut, UNF

0215	Thread
204M6U716	7/16"-20
204M8U12	1/2"-20
204M10U916	9/16"-18
204M12U34	3/4"-16
204M16U78	7/8"-14
204M18U1116	1.1/16"-12
204M22U1316	1.3/16"-12
204M25U1516	1.5/16"-12
204M32U158	1.5/8"-12
204M38U178	1.7/8"-12

Tech Sheet 20886

Bulkhead Locknuts

0215	Thread
199M6U716	7/16"-20
199M8U12	1/2"-20
199M10U916	9/16"-18
199M12U34	3/4"-16
199M16U78	7/8"-14
199M18U1116	1.1/16"-12
199M22U1316	1.3/16"-12
199M25U1516	1.5/16"-12
199M32U158	1.5/8"-12
199M38U178	1.7/8"-12

Tech Sheet 20886

Fixed Elbows



UNF

0215	Thread
206BM6	7/16"-20
206BM8	1/2"-20
206BM12	3/4"-16
206BM20	1.1/16"-12
206BM22	1.3/16"-12
206BM25	1.5/16"-12
206BM32	1.5/8"-12
206BM38	1.7/8"-12

Tech Sheet 20886

UNF Male x BSPT Male

0215	Thread	Thread
206M6R18	7/16"-20	1/8"
206M6R14	7/16"-20	1/4"
206M6R12	7/16"-20	1/2"
206M8R18	1/2"-20	1/8"
206M8R14	1/2"-20	1/4"
206M10R18	9/16"-18	1/8"
206M10R14	9/16"-18	1/4"
206M10R38	9/16"-18	3/8"
206M10R12	9/16"-18	1/2"
206M12R14	3/4"-16	1/4"
206M12R38	3/4"-16	3/8"
206M12R12	3/4"-16	1/2"
206M12R34	3/4"-16	3/4"
206M16R38	7/8"-14	3/8"
206M16R12	7/8"-14	1/2"
206M16R34	7/8"-14	3/4"
206M18R34	1.1/16"-12	3/4"
206M18R1	1.1/16"-12	1"
206M22R34	1.3/16"-12	3/4"
206M25R34	1.5/16"-12	3/4"
206M25R1	1.5/16"-12	1"
206M32R1	1.5/8"-12	1"
206M32R114	1.5/8"-12	1.1/4"
206M38R114	1.7/8"-12	1.1/4"
206M38R112	1.7/8"-12	1.1/2"

Tech Sheet 20886



UNF Male x 45° NPT Male

0215	Thread	Thread
285M6N18	7/16"-20	1/8"
285M8N14	1/2"-20	1/8"
285M10N12	9/16"-18	1/2"
285M12N18	3/4"-16	3/8"
285M16N14	7/8"-14	1/2"
285M18N18	1.1/16"-12	3/4"
285M22N14	1.3/16"-12	3/4"
285M25N38	1.5/16"-12	1"
285M32N12	1.5/8"-12	1.1/4"
285M38N14	1.7/8"-12	1.1/2"

Tech Sheet 20886



For Hydraulic Oil
see page 283

For Flaretite Seals see page 111

37° JIC STAINLESS STEEL FLARE FITTINGS

stainless
steel



Swivel Elbows



Male x Female, UNF

0215	Thread
275M6U716	7/16"-20
275M8U12	1/2"-20
275M10U916	9/16"-18
275M12U34	3/4"-16
275M16U78	7/8"-14
275M18U1116	1.1/16"-12
275M22U1316	1.3/16"-12
275M25U1516	1.5/16"-12
275M32U158	1.5/8"-12
275M38U178	1.7/8"-12

Tech Sheet 20886



Equal Female, UNF

0215	Thread
265M6U716	7/16"-20
265M8U12	1/2"-20
265M10U916	9/16"-18
265M12U34	3/4"-16
265M16U78	7/8"-14
265M18U1116	1.1/16"-12
265M22U1316	1.3/16"-12
265M25U1516	1.5/16"-12
265M32U158	1.5/8"-12
265M38U178	1.7/8"-12

Tech Sheet 20886



NPT Male x UNF Female

0215	Thread	Thread
275M6N18	7/16"-20	1/8"
275M6N14	7/16"-20	1/4"
275M6N12	7/16"-20	1/2"
275M8N18	1/2"-20	1/8"
275M8N14	1/2"-20	1/4"
275M10N18	9/16"-18	1/8"
275M10N14	9/16"-18	1/4"
275M10N38	9/16"-18	3/8"
275M10N12	9/16"-18	1/2"
275M12N14	3/4"-16	1/4"
275M12N38	3/4"-16	3/8"
275M12N12	3/4"-16	1/2"
275M12N34	3/4"-16	3/4"
275M16N38	7/8"-14	3/8"
275M16N12	7/8"-14	1/2"
275M16N34	7/8"-14	3/4"
275M18N34	1.1/16"-12	3/4"
275M18N1	1.1/16"-12	1"
275M22N34	1.3/16"-12	3/4"
275M25N34	1.5/16"-12	3/4"
275M25N1	1.5/16"-12	1"
275M32N1	1.5/8"-12	1"
275M32N114	1.5/8"-12	1.1/4"
275M38N114	1.7/8"-12	1.1/4"
275M38N112	1.7/8"-12	1.1/2"

Tech Sheet 20886

90° Position Elbows



UNF x BSPP

0215	Thread	Thread
216SM6G18	7/16"-20	1/8"
216SM6G14	7/16"-20	1/4"
216SM8G18	1/2"-20	1/8"
216SM10G38	9/16"-18	3/8"
216SM12G14	3/4"-16	1/4"
216SM12G38	3/4"-16	3/8"
216SM12G12	3/4"-16	1/2"
216SM12G34	3/4"-16	3/4"
216SM16G14	7/8"-14	1/4"
216SM16G38	7/8"-14	3/8"
216SM16G12	7/8"-14	1/2"
216SM16G34	7/8"-14	3/4"
216SM20G12	1.1/16"-12	1/2"
216SM20G34	1.1/16"-12	3/4"
216SM22G12	1.3/16"-12	1/2"
216SM22G34	1.3/16"-12	3/4"
216SM22G1	1.3/16"-12	1/2"
216SM25G12	1.5/16"-12	1/2"
216SM25G1	1.5/16"-12	1"
216SM32G1	1.5/8"-12	1"
216SM38G112	1.7/8"-12	1.1/2"

Tech Sheet 20886

Fixed Tees



UNF

0215	Thread
207BM6	7/16"-20
207BM8	1/2"-20
207BM10	9/16"-18
207BM12	3/4"-16
207BM16	7/8"-14
207BM20	1.1/16"-12
207BM22	1.3/16"-12
207BM25	1.5/16"-12
207BM32	1.5/8"-12

Tech Sheet 20886



UNF Male x NPT Male Branch

0215	Thread	Thread
307M6N18	7/16"-20	1/8"
307M6N14	7/16"-20	1/4"
307M6N12	7/16"-20	1/2"
307M8N18	1/2"-20	1/8"
307M8N14	1/2"-20	1/4"
307M10N18	9/16"-18	1/8"
307M10N14	9/16"-18	1/4"
307M10N38	9/16"-18	3/8"
307M10N12	9/16"-18	1/2"
307M12N14	3/4"-16	1/4"
307M12N38	3/4"-16	3/8"
307M12N12	3/4"-16	1/2"
307M12N34	3/4"-16	3/4"
307M16N38	7/8"-14	3/8"
307M16N12	7/8"-14	1/2"
307M16N34	7/8"-14	3/4"
307M18N34	1.1/16"-12	3/4"
307M18N1	1.1/16"-12	1"
307M22N34	1.3/16"-12	3/4"
307M25N34	1.5/16"-12	3/4"
307M25N1	1.5/16"-12	1"
307M32N1	1.5/8"-12	1"
307M32N114	1.5/8"-12	1.1/4"
307M38N114	1.7/8"-12	1.1/4"
307M38N112	1.7/8"-12	1.1/2"

Tech Sheet 20886

37° JIC STAINLESS STEEL FLARE FITTINGS

stainless
steel



Fixed Tees



UNF Male x NPT Male Run

0215	Thread	Thread
309M6N18	7/16"-20	1/8"
309M6N14	7/16"-20	1/4"
309M6N12	7/16"-20	1/2"
309M8N18	1/2"-20	1/8"
309M8N14	1/2"-20	1/4"
309M10N18	9/16"-18	1/8"
309M10N14	9/16"-18	1/4"
309M10N38	9/16"-18	3/8"
309M10N12	9/16"-18	1/2"
309M12N14	3/4"-16	1/4"
309M12N38	3/4"-16	3/8"
309M12N12	3/4"-16	1/2"
309M12N34	3/4"-16	3/4"
309M16N38	7/8"-14	3/8"
309M16N12	7/8"-14	1/2"
309M16N34	7/8"-14	3/4"
309M18N34	1.1/16"-12	3/4"
309M18N1	1.1/16"-12	1"
309M22N34	1.3/16"-12	3/4"
309M25N34	1.5/16"-12	3/4"
309M25N1	1.5/16"-12	1"
309M32N1	1.5/8"-12	1"
309M32N114	1.5/8"-12	1.1/4"
309M38N114	1.7/8"-12	1.1/4"
309M38N112	1.7/8"-12	1.1/2"

Tech Sheet 20886

Swivel Tees



Female Swivel, UNF

0215	Thread
310M6U716	7/16"-20
310M8U12	1/2"-20
310M10U916	9/16"-18
310M12U34	3/4"-16
310M16U78	7/8"-14
310M18U1116	1.1/16"-12
310M22U1316	1.3/16"-12
310M25U1516	1.5/16"-12
310M32U158	1.5/8"-12
310M38U178	1.7/8"-12

Tech Sheet 20886



Female Swivel Branch, UNF

0215	Thread
314M6U716	7/16"-20
314M8U12	1/2"-20
314M10U916	9/16"-18
314M12U34	3/4"-16
314M16U78	7/8"-14
314M18U1116	1.1/16"-12
314M22U1316	1.3/16"-12
314M25U1516	1.5/16"-12
314M32U158	1.5/8"-12
314M38U178	1.7/8"-12

Tech Sheet 20886



Female Swivel Run, UNF

0215	Thread
312M6U716	7/16"-20
312M8U12	1/2"-20
312M10U916	9/16"-18
312M12U34	3/4"-16
312M16U78	7/8"-14
312M18U1116	1.1/16"-12
312M22U1316	1.3/16"-12
312M25U1516	1.5/16"-12
312M32U158	1.5/8"-12
312M38U178	1.7/8"-12

Tech Sheet 20886

Position Tees



UNF Male x BSPP Male

0215	Thread	Thread
308M6G18	7/16"-20	1/8"
308M6G14	7/16"-20	1/4"
308M8G18	1/2"-20	1/8"
308M8G14	1/2"-20	1/4"
308M10G14	9/16"-18	1/4"
308M10G38	9/16"-18	3/8"
308M12G14	3/4"-16	1/4"
308M12G38	3/4"-16	3/8"
308M12G12	3/4"-16	1/2"
308M12G34	3/4"-16	3/4"
308M16G14	7/8"-14	1/4"
308M16G38	7/8"-14	3/8"
308M16G12	7/8"-14	1/2"
308M16G34	7/8"-14	3/4"
308M20G12	1.1/16"-12	1/2"
308M20G34	1.1/16"-12	3/4"
308M22G34	1.3/16"-12	1/2"
308M22G1	1.3/16"-12	3/4"
308M22G12	1.3/16"-12	1"
308M25G34	1.5/16"-12	1/2"
308M25G1	1.5/16"-12	3/4"
308M32G1	1.5/8"-12	1"
308M32G114	1.5/8"-12	1"
308M38G114	1.7/8"-12	1.1/4"
308M38G112	1.7/8"-12	1.1/2"

Tech Sheet 20886

Cross



Male, UNF

0215	Thread
320M6U716	7/16"-20
320M8U12	1/2"-20
320M10U916	9/16"-18
320M12U34	3/4"-16
320M16U78	7/8"-14
320M18U1116	1.1/16"-12
320M22U1316	1.3/16"-12
320M25U1516	1.5/16"-12
320M32U158	1.5/8"-12
320M38U178	1.7/8"-12

Tech Sheet 20886

For Flare Seals see page 111

37° JIC STAINLESS STEEL FLARE FITTINGS

stainless
steel



Swivel Caps



UNF

0215	Thread
289M6U716	7/16"-20
289M8U12	1/2"-20
289M10U916	9/16"-18
289M12U34	3/4"-16
289M16U78	7/8"-14
289M22U1316	1.3/16"-12
289M25U1516	1.5/16"-12
289M32U158	1.5/8"-12
289M38U178	1.7/8"-12

Tech Sheet 20886

Blanking Plugs



UNF

0215	Thread
299M6	7/16"-20
299M8	1/2"-20
299M10	9/16"-18
299M12	3/4"-16
299M16	7/8"-14
299M20	1.1/16"-12
299M22	1.3/16"-12
299M25	1.5/16"-12
299M32	1.5/8"-12
299M38	1.7/8"-12

Tech Sheet 20886

Reducing Adaptors



UNF Tube x UNF Male

0215	OD mm	OD mm	Male Thread
303M6U716	10	6	7/16"-20
303M6U34	12	6	3/4"-16
303M10U34	12	10	3/4"-16
303M6U78	16	6	7/8"-14
303M10U78	16	10	7/8"-14
303M6U1116	18	6	1.1/16"-12
303M10U1116	18	10	1.1/16"-12
303M12U1116	18	12	1.1/16"-12
303M10U1316	22	10	1.3/16"-12
303M16U1316	22	16	1.3/16"-12
303M6U1516	25	6	1.5/16"-12
303M10U1516	25	10	1.5/16"-12
303M12U1516	25	12	1.5/16"-12
303M16U1516	25	16	1.5/16"-12
303M18U1516	25	18	1.5/16"-12
303M18U158	32	18	1.5/8"-12
303M25U158	32	25	1.5/8"-12
303M12U178	38	12	1.7/8"-12
303M18U178	38	18	1.7/8"-12
303M25U178	38	25	1.7/8"-12

Tech Sheet 20886

Tube Nuts



UNF

0215	Thread
201M6U716	7/16"-20
201M8U12	1/2"-20
201M10U916	9/16"-18
201M12U34	3/4"-16
201M16U78	7/8"-14
201M20U1116	1.1/16"-12
201M22U1316	1.3/16"-12
201M25U1516	1.5/16"-12
201M32U158	1.5/8"-12
201M38U178	1.7/8"-12

Tech Sheet 20886

Flare Sleeves



Metric

0215	OD mm
203M6	6
203M8	8
203M10	10
203M12	12
203M14	14
203M15	15
203M16Z58	16
203M18	18
203M20	20
203M25	25
203M30	30
203M32	32
203M38Z112	38

Tech Sheet 20886

Imperial

0215	OD
203Z14	1/4"
203Z516	5/16"
203Z38	3/8"
203Z12	1/2"
203M15Z58	5/8"
203Z34	3/4"
203Z1	1"

Tech Sheet 20886

SAE FLANGES

havit



- Closed Flanges
- Split Flange Half
- 90° Threaded Flanges
- Threaded Flanges
- Threaded Flanges-Companion (Counter)
- Socket Weld Flanges
- Socket Weld Flanges 90°
- Butt Weld Flanges
- Butt Weld Flanges 90°
- Butt Weld Flanges-Companion (Counter)
- Socket Weld Coupling Set
- Bolts & Spring Washers
- O-Rings

SAE FLANGES

Closed Flanges

Bolts, washers and O-Rings are not included and must be purchased separately
Please see page 108



3000 psi

0300	Flange Size	Bolt Type Metric
AFC080	1/2"	M8 x 30
AFC100	3/4"	M10 x 35
AFC102	1"	M10 x 35
AFC104	1.1/4"	M10 x 40
AFC106	1.1/2"	M12 x 45
AFC108	2"	M12 x 45
AFC110	2.1/2"	M12 x 45
AFC112	3"	M16 x 50
AFC114	3.1/2"	M16 x 50
AFC116	4"	M16 x 50
AFC118	5"	M16 x 50

Tech Sheet 1625

6000 psi

0300	Flange Size	Bolt Type Metric
AFC401	1/2"	M8 x 30
AFC402	3/4"	M10 x 35
AFC403	1"	M12 x 45
AFC404	1.1/4"	M14 x 45
AFC405	1.1/2"	M16 x 50
AFC406	2"	M20 x 65
AFC407	2.1/2"	M24 x 80

Tech Sheet 1625

Split Flange Half

Bolts, washers and O-Rings are not included and must be purchased separately

Please see page 108

3000 psi

0300	Flange Size	Bolt Type Metric	Bolt Type UNC
FH3001	1/2"	M8 x 25	5/16" x 1.1/4"
FH3002	3/4"	M10 x 30	3/8" x 1.1/4"
FH3003	1"	M10 x 30	3/8" x 1.1/4"
FH3004	1.1/4"	M10 x 35	7/16" x 1.1/2"
FH3005	1.1/2"	M12 x 35	1/2" x 1.1/2"
FH3006	2"	M12 x 35	1/2" x 1.1/2"
FH3007	2.1/2"	M12 x 40	1/2" x 1.1/2"
FH3011	5"	M16 x 50	5/8" x 2"

Tech Sheet 1626

6000 psi

0300	Flange Size	Bolt Type Metric	Bolt Type UNC
FH6001	1/2"	M8 x 30	5/16" x 1.1/4"
FH6002	3/4"	M10 x 35	3/8" x 1.1/2"
FH6003	1"	M12 x 45	-
FH6013	1"	-	7/16" x 1.1/4"
FH6004	1.1/4"	M14 x 50	-
FH6044	1.1/4"	-	1/2" x 1.3/4"
FH6005	1.1/2"	M16 x 55	5/8" x 2"
FH6006	2"	M20 x 65	3/4" x 2.1/2"

Tech Sheet 1626

havIT

90° Threaded Flanges

Bolts, washers and O-Rings are not included and must be purchased separately
Please see page 108



3000 psi, BSPP

0300	Flange Size	Thread	Bolt Typ Metric	Bolt Type UNC
AFS080/90G-038	1/2"	3/8"	M8 x 30	5/16" x 1.1/4"
AFS100/90G	3/4"	3/4"	M10 x 35	3/8" x 1.1/2"
AFS102/90G	1"	1"	M10 x 35	3/8" x 1.1/2"
AFS104/90G	1.1/4"	1.1/4"	M10 x 35	3/8" x 1.1/2"
AFS106/90G	1.1/2"	1.1/2"	M12 x 45	1/2" x 1.3/4"
AFS/90G	2"	2"	M12 x 45	1/2" x 1.3/4"

Tech Sheet 1628

6000 psi, BSPP

0300	Flange Size	Thread	Bolt Type Metric	Bolt Type UNC
AFS401/90G-038	1/2"	3/8"	M8 x 30	5/16" x 1.1/4"
AFS401/90G-012	1/2"	1/2"	M8 x 30	5/16" x 1.1/4"
AFS402/90G	3/4"	3/4"	M10 x 35	3/8" x 1.1/2"
AFS403/90G	1"	1"	M12 x 45	7/16" x 1.3/4"
AFS405/90G	1.1/2"	1.1/2"	M16 x 50	5/8" x 2"
AFS406/90G	2"	2"	M20 x 110	-

Tech Sheet 1628

**Code Information: AFS = Flange with O-Ring Groove
GFS = Flange with Flat Face**



**For Hydraulic Hose Connectors
see pages 17-24**

SAE FLANGES

Threaded Flanges

Bolts, washers and O-Rings are not included and must be purchased separately
Please see page 108



3000 psi, BSPP

0300	Flange Size	Thread	Bolt Type Metric	Bolt Type UNC
AFS080G-038	1/2"	3/8"	M8 x 30	5/16" x 1.1/4"
AFS080G	1/2"	1/2"	M8 x 30	5/16" x 1.1/4"
AFS100G-012	3/4"	1/2"	M10 x 35	3/8" x 1.1/2"
AFS100G	3/4"	3/4"	M10 x 35	3/8" x 1.1/2"
AFS102G-012	1"	1/2"	M10 x 35	3/8" x 1.1/2"
AFS102G-034	1"	3/4"	M10 x 35	3/8" x 1.1/2"
AFS102G	1"	1"	M10 x 35	3/8" x 1.1/2"
AFS104G-034	1.1/4"	3/4"	M10 x 40	7/16" x 1.1/2"
AFS104G-100	1.1/4"	1"	M10 x 40	7/16" x 1.3/4"
AFS104G	1.1/4"	1.1/4"	M10 x 40	7/16" x 1.1/2"
AFS106G-034	1.1/2"	3/4"	M12 x 45	1/2" x 1.3/4"
AFS106G-100	1.1/2"	1"	M12 x 45	1/2" x 1.3/4"
AFS106G-114	1.1/2"	1.1/4"	M12 x 45	1/2" x 1.3/4"
AFS106G	1.1/2"	1.1/2"	M12 x 45	1/2" x 1.3/4"
AFS108G-100	2"	1"	M12 x 45	1/2" x 1.3/4"
AFS108G-114	2"	1.1/4"	M12 x 45	1/2" x 1.3/4"
AFS108G-112	2"	1.1/2"	M12 x 45	1/2" x 1.3/4"
AFS108G	2"	2"	M12 x 45	1/2" x 1.3/4"
AFS110G-200	2.1/2"	2"	M12 x 45	1/2" x 1.3/4"
AFS110G	2.1/2"	2.1/2"	M12 x 45	1/2" x 1.3/4"
AFS112G-212	3"	2.1/2"	M16 x 50	5/8" x 2"
AFS112G	3"	3"	M16 x 50	5/8" x 2"
AFS114G-300	3.1/2"	3"	M16 x 50	5/8" x 2"
AFS114G	3.1/2"	3.1/2"	M16 x 50	5/8" x 2"
AFS116G-312	4"	3.1/2"	M16 x 50	5/8" x 2"
AFS116G	4"	4"	M16 x 50	5/8" x 2"

Tech Sheet 1629

6000 psi, BSPP

0300	Flange Size	Thread	Bolt Type Metric	Bolt Type UNC
AFS401G-038	1/2"	3/8"	M8 x 30	5/16" x 1.1/4"
AFS401G-012	1/2"	1/2"	M8 x 30	5/16" x 1.1/4"
AFS402G-012	3/4"	1/2"	M10 x 35	3/8" x 1.1/2"
AFS402G	3/4"	3/4"	M10 x 35	3/8" x 1.1/2"
AFS403G-034	1"	3/4"	M12 x 45	7/16" x 1.3/4"
AFS403G	1"	1"	M12 x 45	7/16" x 1.3/4"
AFS404G-100	1.1/4"	1"	M14 x 45	1/2" x 1.3/4"
AFS404G	1.1/4"	1.1/4"	M14 x 45	1/2" x 1.3/4"
AFS405G-114	1.1/2"	1.1/4"	M16 x 50	5/8" x 2"
AFS405G	1.1/2"	1.1/2"	M16 x 50	5/8" x 2"
AFS406G-112	2"	1.1/2"	M20 x 65	3/4" x 2.1/2"
AFS406G	2"	2"	M20 x 65	3/4" x 2.1/2"

Tech Sheet 1629

3000 psi, NPT

0300	Flange Size	Thread	Bolt Type Metric	Bolt Type UNC
AFS080N-038	1/2"	3/8"	M8 x 30	5/16" x 1.1/4"
AFS080N	1/2"	1/2"	M8 x 30	5/16" x 1.1/4"
AFS100N-012	3/4"	1/2"	M10 x 35	3/8" x 1.1/2"
AFS102N-034	1"	3/4"	M10 x 35	3/8" x 1.1/2"
AFS102N	1"	1"	M10 x 35	3/8" x 1.1/2"
AFS104N-100	1.1/4"	1"	M10 x 40	7/16" x 1.1/2"
AFS104N	1.1/4"	1.1/4"	M10 x 40	7/16" x 1.1/2"
AFS106N-114	1.1/2"	1.1/4"	M12 x 45	1/2" x 1.3/4"
AFS106N	1.1/2"	1.1/2"	M12 x 45	1/2" x 1.3/4"
AFS108N-112	2"	1.1/2"	M12 x 45	1/2" x 1.3/4"
AFS108N	2"	2"	M12 x 45	1/2" x 1.3/4"
AFS110N	2.1/2"	2.1/2"	M12 x 45	1/2" x 1.3/4"
AFS112N	3"	3"	M16 x 50	5/8" x 2"
AFS114N	3.1/2"	3.1/2"	M16 x 50	5/8" x 2"
AFS116N	4"	4"	M16 x 50	5/8" x 2"

Tech Sheet 1629

6000 psi, NPT

0300	Flange Size	Thread	Bolt Type Metric	Bolt Type UNC
AFS401N-038	1/2"	3/8"	M8 x 30	5/16" x 1.1/4"
AFS401N-012	1/2"	1/2"	M8 x 30	5/16" x 1.1/4"
AFS402N-012	3/4"	1/2"	M10 x 35	3/8" x 1.1/2"
AFS402N	3/4"	3/4"	M10 x 35	3/8" x 1.1/2"
AFS403N-034	1"	3/4"	M12 x 45	7/16" x 1.3/4"
AFS403N	1"	1"	M12 x 45	7/16" x 1.3/4"
AFS404N-100	1.1/4"	1"	M14 x 45	1/2" x 1.3/4"
AFS405N-114	1.1/2"	1.1/4"	M16 x 50	5/8" x 2"
AFS405N	1.1/2"	1.1/2"	M16 x 50	5/8" x 2"
AFS406N-112	2"	1.1/2"	M20 x 65	3/4" x 2.1/2"
AFS406N	2"	2"	M20 x 65	3/4" x 2.1/2"

Tech Sheet 1629

Code Information: AFS = Flange with O-Ring Groove GFS = Flange with Flat Face

SAE FLANGES

Threaded Flanges-Companion (Counter)

Bolts, washers and O-Rings are not included and must be purchased separately
Please see page 108



3000 psi, BSPP, Metric Mount

0300	Flange Size	Thread	Bolt Type Metric
GFS080GM-038	1/2"	3/8"	M8
GFS080GM	1/2"	1/2"	M8
GFS100GM-012	3/4"	1/2"	M10
GFS100GM	3/4"	3/4"	M10
GFS102GM-034	1"	3/4"	M10
GFS102GM	1"	1"	M10
GFS104GM-100	1.1/4"	1"	M10
GFS104GM	1.1/4"	1.1/4"	M10
GFS106GM-114	1.1/2"	1.1/4"	M12
GFS106GM	1.1/2"	1.1/2"	M12
GFS108GM-112	2"	1.1/2"	M12
GFS108GM	2"	2"	M12
GFS110GM-200	2.1/2"	2"	M12
GFS110GM	2.1/2"	2.1/2"	M12
GFS112GM-212	3"	2.1/2"	M16
GFS112GM	3"	3"	M16
GFS114GM-300	3.1/2"	3"	M16
GFS114GM	3.1/2"	3.1/2"	M16
GFS116GM-312	4"	3.1/2"	M16
GFS116GM	4"	4"	M16

Tech Sheet 1631

6000 psi, BSPP, Metric Mount

0300	Flange Size	Thread	Bolt Type Metric
GFS401GM-038	1/2"	3/8"	M8
GFS401GM-012	1/2"	1/2"	M8
GFS402GM-012	3/4"	1/2"	M10
GFS402GM	3/4"	3/4"	M10
GFS403GM	1"	1"	M12
GFS404GM-100	1.1/4"	1"	M14
GFS404GM	1.1/4"	1.1/4"	M14
GFS405GM-114	1.1/2"	1.1/4"	M16
GFS405GM	1.1/2"	1.1/2"	M16
GFS406GM-112	2"	1.1/2"	M20
GFS406GM	2"	2"	M20

Tech Sheet 1631

3000 psi, BSPP, UNC Mount

0300	Flange Size	Thread	Bolt Type Metric
GFS080GU-038	1/2"	3/8"	5/16"
GFS100GU-012	3/4"	1/2"	3/8"
GFS100GU	3/4"	3/4"	3/8"
GFS102GU-034	1"	3/4"	3/8"
GFS102GU	1"	1"	3/8"
GFS104GU-100	1.1/4"	1"	7/16"
GFS104GU	1.1/4"	1.1/4"	7/16"
GFS106GU-114	1.1/2"	1.1/4"	1/2"
GFS106GU	1.1/2"	1.1/2"	1/2"
GFS108GU-112	2"	1.1/2"	1/2"
GFS108GU	2"	2"	1/2"
GFS110GU-200	2.1/2"	2"	1/2"
GFS110GU	2.1/2"	2.1/2"	1/2"
GFS112GU-212	3"	2.1/2"	5/8"
GFS112GU	3"	3"	5/8"
GFS114GU-300	3.1/2"	3"	5/8"
GFS114GU	3.1/2"	3.1/2"	5/8"
GFS116GU-312	4"	3.1/2"	5/8"
GFS116GU	4"	4"	5/8"

Tech Sheet 1631

6000 psi, BSPP, UNC Mount

0300	Flange Size	Thread	Bolt Type Metric
GFS401GU-038	1/2"	3/8"	1/2"
GFS401GU-012	1/2"	1/2"	5/16"
GFS402GU-012	3/4"	1/2"	3/8"
GFS402GU	3/4"	3/4"	3/8"
GFS403GU	1"	1"	7/16"
GFS404GU-100	1.1/4"	1"	1/2"
GFS404GU	1.1/4"	1.1/4"	1/2"
GFS405GU-114	1.1/2"	1.1/4"	5/8"
GFS405GU	1.1/2"	1.1/2"	5/8"
GFS406GU-112	2"	1.1/2"	3/4"
GFS406GU	2"	2"	3/4"

Tech Sheet 1631

SAE FLANGES



Socket Weld Flanges

Bolts, washers and O-Rings are not included and must be purchased separately
Please see page 108



3000 psi, Metric Mount

0300	Flange Size	Boss Weld Diameter mm	Bolt Type Metric
GFS080SM-038	1/2"	17.5	M8
GFS080SM-A20	1/2"	20.3	M8
GFS080SM	1/2"	21.6	M8
GFS100SM-A25	3/4"	25.3	M10
GFS100SM	3/4"	27.2	M10
GFS102SM-A30	1"	30.3	M10
GFS102SM	1"	34	M10
GFS104SM-A38	1.1/4"	38.3	M10
GFS104SM	1.1/4"	42.8	M10
GFS106SM	1.1/2"	48.6	M12
GFS106SM-A50	1.1/2"	50.5	M12
GFS108S	2"	61	M12
GFS110SM	2.1/2"	76.6	M12
GFS112SM	3"	90.5	M16
GFS114SM	3.1/2"	103	M16
GFS116SM	4"	115.5	M16

Tech Sheet 1632

6000 psi, Metric Mount

0300	Flange Size	Boss Weld Diameter mm	Bolt Type Metric
GFS401SM-038	1/2"	17.5	M8
GFS401SM-A20	1/2"	20.3	M8
GFS401SM-012	1/2"	21.6	M8
GFS402SM-A25	3/4"	25.3	M10
GFS402SM	3/4"	27.2	M10
GFS403SM-A30	1"	30.3	M12
GFS403SM	1"	34	M12
GFS404SM-A38	1.1/4"	38.3	M14
GFS404SM	1.1/4"	42.8	M14
GFS405SM	1.1/2"	48.6	M16
GFS405SM-A50	1.1/2"	50.5	M16
GFS406SM	1.1/2"	61	M20
GFS407SM	2.1/2"	76.6	M24

Tech Sheet 1632

Socket Weld Flanges

Bolts, washers and O-Rings are not included and must be purchased separately
Please see page 108

3000 psi

0300	Flange Size	Boss Weld Diameter mm	Bolt Type Metric	Bolt Type UNC
AFS080S-038	1/2"	17.5	M8 x 30	5/16" x 1.1/4"
AFS080S-A20	1/2"	20.3	M8 x 30	5/16" x 1.1/4"
AFS080S	1/2"	21.6	M8 x 30	5/16" x 1.1/4"
AFS100S-A25	3/4"	25.3	M10 x 35	3/8" x 1.1/2"
AFS100S	3/4"	27.2	M10 x 35	3/8" x 1.1/2"
AFS102S-A30	1"	30.3	M10 x 35	3/8" x 1.1/2"
AFS102S	1"	34	M10 x 35	3/8" x 1.1/2"
AFS104S-A38	1.1/4"	38.3	M10 x 40	7/16" x 1.1/2"
AFS106S	1.1/2"	48.6	M12 x 45	1/2" x 1.3/4"
AFS106S-A50	1.1/2"	50.5	M12 x 45	1/2" x 1.3/4"
AFS108S	2"	61	M12 x 45	1/2" x 1.3/4"
AFS110S	2.1/2"	76.6	M12 x 45	1/2" x 1.3/4"
AFS114S	3.1/2"	103	M16 x 50	5/8" x 2"
AFS116S	4"	115.5	M16 x 50	5/8" x 2"

Tech Sheet 1633

3000 psi, UNC Mount

0300	Flange Size	Boss Weld Diameter mm	Bolt Type Metric
GFS080SU-038	1/2"	17.5	5/16"
GFS080SU-A20	1/2"	20.3	5/16"
GFS080SU	1/2"	21.6	5/16"
GFS100SU-A25	3/4"	25.3	3/8"
GFS100SU	3/4"	27.2	3/8"
GFS102SU-A30	1"	30.3	3/8"
GFS102SU	1"	34	3/8"
GFS104SU-A38	1.1/4"	38.3	7/16"
GFS104SU	1.1/4"	42.8	7/16"
GFS106SU	1.1/2"	48.6	1/2"
GFS106SU-A50	1.1/2"	50.5	1/2"
GFS108SU	2"	61	1/2"
GFS110SU	2.1/2"	76.6	1/2"
GFS112SU	3"	90.5	5/8"
GFS114SU	3.1/2"	103	5/8"
GFS116SU	4"	115.5	5/8"

Tech Sheet 1632

6000 psi, UNC Mount

0300	Flange Size	Boss Weld Diameter mm	Bolt Type Metric
GFS401SU-038	1/2"	17.5	5/16"
GFS401SU-A20	1/2"	20.3	5/16"
GFS401SU-012	1/2"	21.6	5/16"
GFS402SU-A25	3/4"	25.3	3/8"
GFS402SU	3/4"	27.2	3/8"
GFS403SU-A30	1"	30.3	7/16"
GFS403SU	1"	34	7/16"
GFS404SU-A38	1.1/4"	38.3	1/2"
GFS404SU	1.1/4"	42.8	1/2"
GFS405SU	1.1/2"	48.6	5/8"
GFS405SU-A50	1.1/2"	50.5	5/8"
GFS406SU	1.1/2"	61	3/4"

Tech Sheet 1632



6000 psi

0300	Flange Size	Boss Weld Diameter mm	Bolt Type Metric	Bolt Type UNC
AFS401S-038	1/2"	17.5	M8 x 30	5/16" x 1.1/4"
AFS401S-A20	1/2"	20.3	M8 x 30	5/16" x 1.1/4"
AFS401S-012	1/2"	21.6	M8 x 30	5/16" x 1.1/4"
AFS402S-A25	3/4"	25.3	M10 x 35	3/8" x 1.1/2"
AFS402S	3/4"	27.2	M10 x 35	3/8" x 1.1/2"
AFS403S-A30	1"	30.3	M12 x 45	7/16" x 1.3/4"
AFS403S	1"	34	M12 x 45	7/16" x 1.3/4"
AFS404S-A38	1.1/4"	38.3	M14 x 45	1/2" x 1.3/4"
AFS404S	1.1/4"	42.8	M14 x 45	1/2" x 1.3/4"
AFS405S	1.1/2"	48.6	M16 x 50	5/8" x 2"
AFS405S-A50	1.1/2"	50.5	M16 x 50	5/8" x 2"
AFS406S	2"	61	M20 x 65	3/4" x 2.1/2"

Tech Sheet 1633

SAE FLANGES

Socket Weld Flanges 90°

Bolts, washers and O-Rings are not included and must be purchased separately
Please see page 108



3000 psi, Metric

0300	Flange Size	Boss Weld Diameter mm	Bolt Type Metric	Bolt Type UNC
AFS080/90S-038	1/2"	17.5	M8 x 30	5/16" x 1.1/4"
AFS080/90S	1/2"	21.6	M8 x 30	5/16" x 1.1/4"
AFS100/90S	3/4"	27.2	M10 x 35	3/8" x 1.1/2"
AFS106/90S	1.1/2"	48.6	M12 x 45	7/16" x 1.3/4"

Tech Sheet 1634

6000 psi, Metric

0300	Flange Size	Boss Weld Diameter mm	Bolt Type Metric	Bolt Type UNC
AFS401/90S-038	1/2"	17.5	M8 x 30	5/16" x 1.1/4"
AFS401/90S-012	1/2"	21.6	M8 x 30	5/16" x 1.1/4"
AFS402/90S	3/4"	27.2	M10 x 35	3/8" x 1.1/2"
AFS403/90S	1"	34	M12 x 45	7/16" x 1.3/4"
AFS404/90S	1.1/4"	42.8	M14 x 50	1/2" x 1.3/4"
AFS405/90S	1.1/2"	48.6	M16 x 50	5/8" x 2"
AFS406/90S	2"	61	M20 x 110	-

Tech Sheet 1634

Butt Weld Flanges

Bolts, washers and O-Rings are not included and must be purchased separately
Please see page 108



3000 psi

0300	Flange Size	Boss Weld Diameter mm	Bolt Type Metric	Bolt Type UNC
AFS080ST-038	1/2"	17.5	M8 x 30	5/16" x 1.1/4"
AFS080ST	1/2"	21.5	M8 x 30	5/16" x 1.1/4"
AFS100ST	3/4"	28	M10 x 35	3/8" x 1.1/2"
AFS102ST	1"	34	M10 x 35	3/8" x 1.1/2"
AFS104ST	1.1/4"	42.8	M10 x 40	7/16" x 1.1/2"
AFS106ST	1.1/2"	48.6	M12 x 45	1/2" x 1.3/4"
AFS108ST	2"	61	M12 x 45	1/2" x 1.3/4"
AFS110ST	2.1/2"	77	M12 x 45	1/2" x 1.3/4"
AFS112ST	3"	92	M16 x 50	5/8" x 2"
AFS114ST	3.1/2"	103	M16 x 50	5/8" x 2"
AFS116ST	4"	115.5	M16 x 50	5/8" x 2"

Tech Sheet 1635

6000 psi

0300	Flange Size	Boss Weld Diameter mm	Bolt Type Metric	Bolt Type UNC
AFS401ST-038	1/2"	17.5	M8 x 30	5/16" x 1.1/4"
AFS401ST-012	1/2"	21.5	M8 x 30	5/16" x 1.1/4"
AFS402ST	3/4"	28	M10 x 35	3/8" x 1.1/2"
AFS403ST	1"	34	M12 x 45	7/16" x 1.3/4"
AFS404ST	1.1/4"	42.8	M14 x 45	1/2" x 1.3/4"
AFS405ST	1.1/2"	48.6	M16 x 50	5/8" x 2"
AFS406ST	2"	61	M20 x 65	3/4" x 2.1/2"

Tech Sheet 1635

havIT

Butt Weld Flanges 90°

Bolts, washers and O-Rings are not included and must be purchased separately
Please see page 108



3000 psi

0300	Flange Size	Boss Weld Diameter mm	Bolt Type Metric	Bore Size mm
AFS200/90ST	3/4"	27	M10 x 40	27
AFS202/90ST	1"	34.5	M10 x 45	34.5
AFS204/90ST	1.1/4"	43	M10 x 45	43
AFS206/90ST	1.1/2"	50	M12 x 50	50
AFS208/90ST	2"	65	M12 x 70	65

Tech Sheet 1636

6000 psi

0300	Flange Size	Boss Weld Diameter mm	Bolt Type Metric	Bore Size mm
AFS700/90ST	3/4"	28	M10 x 35	28
AFS702/90ST	1"	34	M12 x 45	34
AFS704/90ST	1.1/4"	42	M14 x 50	42
AFS706/90ST	1.1/2"	48	M16 x 50	48
AFS708/90ST	2"	65	M20 x 110	65

Tech Sheet 1636

**Code Information: AFS = Flange with O-Ring Groove
GFS = Flange with Flat Face**



For Bolts, Spring Washers & O-Rings see page 108

Butt Weld Flanges-Companion (Counter)

Bolts, washers and O-Rings are not included and must be purchased separately

Please see page 108



3000 psi, Metric Mount

0300	Flange Size	Boss Weld Diameter mm	Bolt Type Metric
GFS080STM-038	1/2"	17.5	M8
GFS080STM	1/2"	21.5	M8
GFS100STM	3/4"	28	M10
GFS102STM	1"	34	M10
GFS104STM	1.1/4"	42.8	M10
GFS106STM	1.1/2"	48.6	M12
GFS108STM	2"	61	M12
GFS110STM	2.1/2"	77	M12
GFS112STM	3"	92	M16
GFS114STM	3.1/2"	103	M16
GFS116STM	4"	115.5	M16

Tech Sheet 1637

3000 psi, UNC Mount

0300	Flange Size	Boss Weld Diameter mm	Bolt Type UNC
GFS080STU-038	1/2"	17.5	5/16"
GFS080STU	1/2"	21.5	5/16"
GFS100STU	3/4"	28	3/8"
GFS102STU	1"	34	3/8"
GFS104STU	1.1/4"	42.8	7/16"
GFS106STU	1.1/2"	48.6	1/2"
GFS108STU	2"	61	1/2"
GFS110STU	2.1/2"	77	1/2"
GFS112STU	3"	92	5/8"
GFS114STU	3.1/2"	103	5/8"
GFS116STU	4"	115.5	5/8"

Tech Sheet 1637

6000 psi, Metric Mount

0300	Flange Size	Boss Weld Diameter mm	Bolt Type Metric
GFS401STM-038	1/2"	17.5	M8
GFS401STM-012	1/2"	21.5	M8
GFS402STM	3/4"	28	M10
GFS403STM	1"	34	M12
GFS404STM	1.1/4"	42.8	M14
GFS405STM	1.1/2"	48.6	M16
GFS406STM	2"	61	M20

Tech Sheet 1637

6000 psi, UNC Mount

0300	Flange Size	Boss Weld Diameter mm	Bolt Type UNC
GFS401STU-038	1/2"	17.5	5/16"
GFS401STU-012	1/2"	21.5	5/16"
GFS402STU	3/4"	28	3/8"
GFS403STU	1"	34	7/16"
GFS404STU	1.1/4"	42.8	1/2"
GFS405STU	1.1/2"	48.6	5/8"
GFS406STU	2"	61	3/4"

Tech Sheet 1637

Code Information: AFS = Flange with O-Ring Groove GFS = Flange with Flat Face

For Hydraulic Tubing
see pages 179-183



SAE FLANGES

Socket Weld Coupling Set

Bolts, washers and O-Rings included



3000 psi, Metric Mount

0300	Flange Size	Boss Weld Diameter mm	Bolt Type Metric
DFS080SM-038	1/2"	17.5	M8
DFS080SM-A20	1/2"	20.3	M8
DFS080SM	1/2"	21.6	M8
DFS100SM-A25	3/4"	25.3	M10
DFS100SM	3/4"	27.2	M10
DFS102SM-A30	1"	30.3	M10
DFS102SM	1"	34	M10
DFS104SM-A38	1.1/4"	38.3	M10
DFS104SM	1.1/4"	42.8	M10
DFS106SM	1.1/2"	48.6	M12
DFS106SM-A50	1.1/2"	50.5	M12
DFS108SM	2"	61	M12
DFS110SM	2.1/2"	76.6	M12
DFS112SM	3"	90.5	M16
DFS114SM	3.1/2"	103	M16
DFS116SM	4"	115.5	M16

Tech Sheet 1638

3000 psi, UNC Mount

0300	Flange Size	Boss Weld Diameter mm	Bolt Type UNC
DFS080SU-038	1/2"	17.5	5/16"
DFS080SU-A20	1/2"	20.3	5/16"
DFS080SU	1/2"	21.6	5/16"
DFS100SU-A25	3/4"	25.3	3/8"
DFS100SU	3/4"	27.2	3/8"
DFS102SU-A30	1"	30.3	3/8"
DFS102SU	1"	34	3/8"
DFS104SU-A38	1.1/4"	38.3	7/16"
DFS104SU	1.1/4"	42.8	7/16"
DFS106SU	1.1/2"	48.6	1/2"
DFS106SU-A50	1.1/2"	50.5	1/2"
DFS108SU	2"	61	1/2"
DFS110SU	2.1/2"	76.6	1/2"
DFS112SU	3"	90.5	5/8"
DFS114SU	3.1/2"	103	5/8"
DFS116SU	4"	115.5	5/8"

Tech Sheet 1638

6000 psi, Metric Mount

0300	Flange Size	Boss Weld Diameter mm	Bolt Type Metric
DFS401SM-038	1/2"	17.5	M8
DFS401SM-A20	1/2"	20.3	M8
DFS401SM-012	1/2"	21.6	M8
DFS402SM-A25	3/4"	25.3	M10
DFS402SM	3/4"	27.2	M10
DFS403SM-A30	1"	30.3	M10
DFS403SM	1"	34	M10
DFS404SM-A38	1.1/4"	38.3	M10
DFS404SM	1.1/4"	42.8	M10
DFS405SM	1.1/2"	48.6	M12
DFS405SM-A50	1.1/2"	50.5	M12
DFS406SM	2"	61	M12

Tech Sheet 1638

6000 psi, UNC Mount

0300	Flange Size	Boss Weld Diameter mm	Bolt Type UNC
DFS401SU-038	1/2"	17.5	5/16"
DFS401SU-A20	1/2"	20.3	5/16"
DFS401SU-012	1/2"	21.6	5/16"
DFS402SU-A25	3/4"	25.3	3/8"
DFS402SU	3/4"	27.2	3/8"
DFS403SU-A30	1"	30.3	3/8"
DFS403SU	1"	34	3/8"
DFS404SU-A38	1.1/4"	38.3	7/16"
DFS404SU	1.1/4"	42.8	7/16"
DFS405SU	1.1/2"	48.6	1/2"
DFS405SU-A50	1.1/2"	50.5	1/2"
DFS406SU	2"	61	1/2"

Tech Sheet 1638

Bolts & Spring Washers

Metric, Set of 4

0300	Thread
M8X25	M8 x 25
M8X30	M8 x 30
M10X30	M10 x 30
M10X35	M10 x 35
M10X40	M10 x 40
M10X45	M10 x 45
M12X35	M12 x 35
M12X45	M12 x 45
M12X50	M12 x 50
M12X70	M12 x 70
M14X45	M14 x 45
M14X50	M14 x 50
M16X55	M16 x 55
M20X60	M20 x 60
M20X65	M20 x 65
M20X70	M20 x 70
M20X110	M20 x 110

UNC, Set of 4

0300	Thread
UNC3/8X11/4	3/8" x 1.1/4"
UNC3/8X11/2	3/8" x 1.1/2"
UNC7/16X11/2	7/16" x 1.1/2"
UNC7/16X13/4	7/16" x 1.3/4"
UNC1/2X13/4	1/2" x 1.3/4"
UNC1/2X11/2	1/2" x 1.1/2"
UNC5/8X2	5/8" x 2"
UNC5/16X11/4	5/16" x 1.1/4"
UNC3/4X21/2	3/4" x 2.1/2"



O-Rings



Buna

0300	Size
1/2-ORING	1/2"
3/4-ORING	3/4"
1-ORING	1"
11/4-ORING	1.1/4"
11/2-ORING	1.1/2"
2-ORING	2"
21/2-ORING	2.1/2"
3-ORING	3"
31/2-ORING	3.1/2"
4-ORING	4"
5-ORING	5"

Tech Sheet 1639


HYDRAULIC SEALS



- Self Centering Bonded Seals
- Standard Bonded Seals
- Fibre Washers
- Washers
- Bonded Seals
- O-Rings
- Flaretite
- SAE Flange Seals
- ORFS Seal Kit
- CAT Flange Seals
- Splicing Kit
- Seal Kits

HYDRAULIC SEALS

Self Centering Bonded Seals



Mild Steel, Nitrile,
to suit BSPP Threads

1005	To Suit
BS-18	1/8"
BS-14	1/4"
BS-38	3/8"
BS-12	1/2"
BS-34	3/4"
BS-1	1"
BS-114	1.1/4"
BS-112	1.1/2"
BS-2	2"

Tech Sheet 10513

Mild Steel, Viton, to suit BSPP Threads

1005	To Suit
BSV-18	1/8"
BSV-14	1/4"
BSV-38	3/8"
BSV-12	1/2"
BSV-58	5/8"
BSV-34	3/4"
BSV-1	1"
BSV-114	1.1/4"
BSV-112	1.1/2"
BSV-2	2"

Tech Sheet 10513

316 Stainless Steel, Nitrile

1005	To Suit
BS-18N	1/8"
BS-14N	1/4"
BS-38N	3/8"
BS-12N	1/2"
BS-34N	3/4"
BS-1N	1"
BS-114N	1.1/4"
BS-112N	1.1/2"
BS-2N	2"

Tech Sheet 10513

316 Stainless Steel, Viton

1005	To Suit
BS-14V	1/4"
BS-38V	3/8"
BS-12V	1/2"
BS-34V	3/4"
BS-1V	1"
BS-112V	1.1/2"

Tech Sheet 10513

Mild Steel, Nitrile, to suit Metric Threads

1005	To Suit
BS-M8	M8
BS-M10	M10
BS-M12	M12
BS-M14	M14
BS-M16	M16
BS-M18	M18
BS-M22	M22

Standard Bonded Seals (Not Self Centering)



Mild Steel, Nitrile,
to suit JIC/UNF Thread Form

1005	To Suit
BS-14JIC	1/4"
BS-516JIC	5/16"
BS-716JIC	7/16"
BS-12JIC	1/2"
BS-916JIC	9/16"
BS-58JIC	5/8"
BS-1116JIC	11/16"
BS-34JIC	3/4"
BS-1516JIC	15/16"
BS-1-116JIC	1.1/16"
BS-1-18JIC	1.1/8"
BS-1-14JIC	1.1/4"

Tech Sheet 10513

Mild Steel, Nitrile,
to suit JIC/UNF Thread Form

1005	To Suit
BS-6BA	6BA
BS-4BA	4BA
BS-2BA	2BA

Fibre Washers



1005	To Suit
FW5M	M5
FW18	1/8"
FW14	1/4"
FW38	3/8"
FW12	1/2"
FW34	3/4"
FW1	1"
FW114	1.1/4"
FW112	1.1/2"
FW2	2"

Tech Sheet 20357

Washers



Flat Copper Washer,
Metric

1300	BSP Male Thread	OD ID x Thickness
CWM8	M8	11 x 8 x 0.9
CWM10	M10	16 x 10 x 1
CWM12	M12	16 x 12 x 1
CWM14	M14	18 x 14 x 1
CWM16	M16	20 x 16 x 1.5
CWM18	M18	24 x 18 x 1.5
CWM22	M22	27 x 22 x 1.75

Copper Washers for BSP Stud Ends



1300	Male Thread	Female Thread
CW18	1/8"	3/8"
CW14	1/4"	1/2"
CW38	3/8"	3/4"
CW12	1/2"	7/8"
CW34	3/4"	-
CW1	1"	-
CW114	1.1/4"	-
CW112	1.1/2"	-
CW2	2"	-

Tech Sheet 20358

Nylon, Notched



1030	Thread
D11X-5M	M5
D11X-1/8	1/8"
D11X-1/4	1/4"
D11X-3/8	3/8"
D11X-1/2	1/2"
D11X-3/4	3/4"

Tech Sheet 10705

Bonded Seals



Stainless Steel, Nitrile,
to suit Metric Threads

1005	To Suit
SSBSM04N	M4
SSBSM06N	M6
SSBSM08N	M8
SSBSM10N	M10
SSBSM12N	M12
SSBSM14N	M14
SSBSM16N	M16
SSBSM20N	M20

HYDRAULIC SEALS

O-Rings

Imperial O-Rings, Nitrile 70 Shore, Per Pack of 100

1005	ID	Wall Thickness Imperial
ORING-BS006N	1/8"	0.07
ORING-BS007N	5/32"	0.07
ORING-BS008N	3/16"	0.07
ORING-BS009N	7/32"	0.07
ORING-BS010N	1/4"	0.07
ORING-BS011N	5/16"	0.07
ORING-BS012N	3/8"	0.07
ORING-BS110N	3/8"	0.103
ORING-BS111N	7/16"	0.103
ORING-BS112N	1/2"	0.103
ORING-BS113N	9/16"	0.103
ORING-BS114N	5/8"	0.103
ORING-BS115N	11/16"	0.103
ORING-BS116N	3/4"	0.103
ORING-BS210N	3/4"	0.139
ORING-BS211N	13/16"	0.139
ORING-BS212N	7/8"	0.139
ORING-BS213N	15/16"	0.139
ORING-BS214N	1"	0.139
ORING-BS215N	1.1/16"	0.139
ORING-BS216N	1.1/8"	0.139
ORING-BS217N	1.3/16"	0.139
ORING-BS218N	1.1/4"	0.139
ORING-BS219N	1.5/16"	0.139
ORING-BS220N	1.3/8"	0.139
ORING-BS221N	1.7/16"	0.139
ORING-BS222N	1.1/2"	0.139
ORING-BS325N	1.1/2"	0.21
ORING-BS326N	1.5/8"	0.21
ORING-BS327N	1.3/4"	0.21

Imperial O-Rings, Viton 75 Shore, Per Pack of 100

1005	ID	Wall Thickness Imperial
ORING-BS006V	1/8"	0.07
ORING-BS008V	3/16"	0.07
ORING-BS009V	7/32"	0.07
ORING-BS010V	1/4"	0.07
ORING-BS011V	5/16"	0.07
ORING-BS012V	3/8"	0.07
ORING-BS110V	3/8"	0.103
ORING-BS112V	1/2"	0.103
ORING-BS116V	3/4"	0.103
ORING-BS211V	13/16"	0.139
ORING-BS212V	7/8"	0.139
ORING-BS218V	1.1/4"	0.139
ORING-BS221V	1.7/16"	0.139

Metric O-Rings, Nitrile 70 Shore, Per Pack of 100

1005	ID mm	Wall Thickness mm
M-3X2	3	2
M-4X2	4	2
M-5X2	5	2
M-6X2	6	2
M-7X2	7	2
M-8X2	8	2
M-10X2	10	2
M-10X2.5	10	2.5
M-11X2.5	11	2.5
M-12X2.5	12	2.5
M-14X2.5	14	2.5
M-16X2.5	16	2.5
M-17X2.5	17	2.5
M-19X2.5	19	2.5
M-19X3	19	3
M-20X3	20	3
M-22X3	22	3
M-24X3	24	3
M-25X3	25	3
M-27X3	27	3
M-28X3	28	3
M-30X3	30	3
M-32X3	32	3
M-33X3	33	3
M-35X3	35	3
M-36X3	36	3
M-38X3	38	3
M-38X4	38	4
M-41X4	41	4
M-44X4	44	4



Flarefit



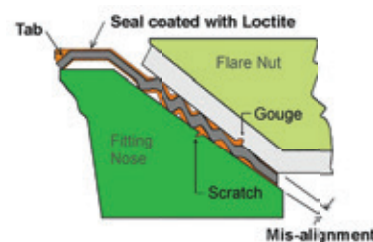
The Flarefit Seal is a metal stamping, designed with multiple, concentric sealing rings.

The entire seal is coated with a **dry-to-the-touch**, baked-on Loctite™ sealant. When inserted into a fitting, the concentric rings form multiple seals down the face of the flare, while the Loctite™ coating fills minor imperfections, dramatically increasing the integrity of the fitting. New ISO and NFPA standards strongly recommend seals for all fittings.

- Fits all standard JIC/SAE/JIS flare fittings, hydraulic and pneumatic
- Has a user-friendly tab to clip the seal onto the fitting
- Protects against weeping on new and damaged fittings
- Creates a perfect leak-free clip-on seal, guaranteed
- Complies with latest international standards

Other seals available on request.

🌡 Working Temperature:
-40°C to +150°C



Flarefit Seal Installed

Flarefit 304 Stainless Steel, JIC 37°

0266	JIC Thread
FF13267	7/16"
FF13268	9/16"
FF13269	3/4"
FF13270	7/8"
FF13271	1.1/16"
FF13272	1.5/16"
FF13273	1.5/8"
FF13570	1.7/8"
FF13571	2.1/2"

Tech Sheet 20353

For JIC Adaptors
see pages 72-80

HYDRAULIC SEALS

SAE Flange Seals

Designed to fit the SAE J518 location grooves. Made from high performance grade of polyurethane, the material provides excellent resistance-to-gap extrusion. Covers a wide temperature range from -40°C to +110°C at pressures up to 400 bar.

Contents:

10 x 1/2"
10 x 3/4"
10 x 1"
10 x 1.1/4"
10 x 1.1/2"
10 x 2"



1005	No. of Parts	Type
SAE-KIT01	60	SAE Flange
Tech Sheet 68214		

ORFS Seal Kit

O-Ring face seal kit to suit ORFS male fittings

Material: Nitrile

Contents:

50 x 9/16"
50 x 11/16"
30 x 13/16"
30 x 1"
30 x 1.3/16
20 x 1.7/16"
20 x 1.11/16"



1005	No. of Parts	Type
ORFS-KIT01	230	ORFS
Tech Sheet 68215		

Seal Kits



Assorted Bonded Seals

1005	No. of Parts	Type
BSK-1	140	Imperial
BSK-2	140	Metric
Tech Sheet 20372		

CAT Flange Seals

CAT D-Rings provide a high pressure seal between flange and port face on C T hose assemblies. Can be used in conjunction with CAT XT-5 and XT-6 type flanges.

Material: Nitrile

Contents:

10 x 3/4"
10 x 1"
10 x 1.1/4"
10 x 1.1/2"
10 x 2"



1005	No. of Parts	Type
CAT-KIT01	50	CAT Flange
Tech Sheet 68216		

Splicing Kit

Ideal for repairing or replacing damaged O-Ring seals.

Material: Nitrile

Contents:

14 x standard sizes of O-Ring cord
1 x tape measure
1 x cutting block
(for butt or scarf joins)
1 x cutting knife
1 x tube glue

Rubber Cord:

2 metres of each size:
1.78, 2, 2.4, 2.62, 3, 3.53, 4, 4.5, 5,
5.33, 5.7, 6, 7 and 8mm.



O-Ring Splicing Kit

1005	No. of Parts	Type
SPLICING-KIT01		
Tech Sheet 68213		



Assorted O-Rings

1005	No. of Parts	Type
IOK-1	382	Imperial
MOK-1	404	Metric
Tech Sheet 20373		

PLASTIC CAPS & PLUGS

SR 1077 Threaded Fitting Plugs

- Knurled head for easy application
- Ideal for sealing 37° flare fitting



Red LDPE, UNF Thread

0307	Thread
110228	5/16"
110177	3/8"
110178	7/16"
110179	1/2"
110180	9/16"
110181	5/8"
110182	3/4"
110183	7/8"
110184	1.1/16"

SR 1002 Threaded Protection Plugs

- Easy to grip head
- Thread ensures secure fit
- Excellent protection from dirt, moisture and corrosion
- Widely used in hydraulic, pneumatic and general engineering industries



Red LDPE, UNF/JIC Thread

0307	Thread
10692	3/8"
10763	7/16"
10696	1/2"
10668	9/16"
10940	5/8"
10575	3/4"
12827	13/16"
10326	7/8"
12785	1"
10460	1.1/16"
11506	1.3/16"
10671	1.5/16"
11752	1.5/8"
11755	1.7/8"

Red LDPE, Metric Thread

0307	Thread
12011	M8 x 1
12012	M10 x 1
12013	M12 x 1
12017	M12 x 1.5
12018	M14 x 1.5
12019	M16 x 1.5
10458	M18 x 1.5
12020	M20 x 1.5
10128	M22 x 1.5
12021	M24 x 1.5
12022	M25 x 1.5
12023	M26 x 1.5

Red LDPE, BSP/Gas

0307	Thread
10651	1/8" x 28
10588	1/4" x 19
10996	3/8" x 19
10590	1/2" x 14
10511	5/8" x 14
10731	3/4" x 14
10810	1" x 11
10459	1.1/4" x 11
11242	1.1/2" x 11

SR 1018 Threaded Protection Caps

- Used throughout the automotive, fluid power and engineering industries
- Protect threaded components from dust, moisture and damage



Red LDPE, UNF/JIC Thread

0307	Thread
10251	3/8"
12652	7/16"
10332	7/16"
10528	1/2"
11041	9/16"
10653	5/18"
12847	3/4"
11089	7/8"
12075	7/8"
12826	1"
10685	1.1/16"
10163	1.3/16"
10151	1.5/16"

Red LDPE, Metric Thread

0307	Thread
12100	M8 x 1
12101	M10 x 1
12102	M12 x 1
12103	M12 x 1.5
12104	M14 x 1.5
12650	M14 x 1.5
12105	M16 x 1.5
12106	M18 x 1.5
12107	M20 x 1.5
12845	M22 x 1.5
12109	M24 x 1.5
12110	M25 x 1.5
12967	M28 x 1.5
12122	M30 x 2
12123	M36 x 2
12124	M42 x 2
12126	M52 x 2

Red LDPE, BSP/Gas

0307	Thread
10392	1/8" x 28
10559	1/4" x 19
10104	3/8" x 19
10198	1/2" x 14
11157	5/8" x 14
10205	3/4" x 14
10204	1" x 11
10167	1.1/4" x 11
10432	1.1/2" x 11
10968	2" x 11



For Hydraulic Adaptors
see pages 52-108

PLASTIC CAPS & PLUGS

SR 1000 Tapered Caps/Plugs

- Use as cap or plug
- Easy fitting and removal
- Provide excellent protection from damage, dirt, moisture and corrosion during storage and transport



Red LDPE

0307	To Suit Hose ID	To Suit Hose OD
10991	6.1	4.4
10727	7.6	6.2
10549	9.1	7.7
10289	10	8.4
10750	11.8	10
10114	12.3	10.9
10438	15.3	13.6
10342	16	14.2
10424	17	14.7
11139	18.3	16.4
10394	20	17.8
10136	26.4	23.4
10732	27.7	24.7
10272	32.6	30
10181	37.2	33.3
10491	40.6	36.9
10485	42.7	39.6

For Hydraulic Tube
see pages 179-183



SR 1125 O-Ring Threaded Plugs

- Can be applied by spanner, screwdriver or socket; manually or with power tool



Yellow HDPE, Metric Thread

0307	Thread
467087	M8 x 1
467088	M10 x 1
467089	M12 x 1
467090	M10 x 1.5
467091	M12 x 1.5
467092	M14 x 1.5
467093	M16 x 1.5
467094	M18 x 1.5
467095	M20 x 1.5
467096	M22 x 1.5

Yellow HDPE, UNF Thread

0307	Thread
467114	3/8" x 24
467115	7/16" x 20
467116	1/2" x 20
467117	9/16" x 18
467118	5/8" x 18
467119	3/4" x 16
467120	7/8" x 14
467121	1" x 14

Yellow HDPE, BSP Thread

0307	Thread
467127	1/8" x 28
467128	1/4" x 19
467129	3/8" x 19
467130	1/2" x 14
467131	5/8" x 14
467133	7/8" x 14
467134	1" x 11

Walform[®] Machine Hire



Most popular
cold forming
tube fitting
system in
the world!

Hassle free hire includes:

- **Walform machine**
- **Tooling**
- **Shipping and Collection**

Hire available now with an order for Danfoss Waltech compression fittings, tube and clamps

Contact your Account Manager to discuss your requirements


Danfoss's Waltech Trilogy

- Simple final in service assembly with prefabricated tube ends
- Best in class performance
- Maximum system stability and safety
- Superior quality
- Global availability


WALPRO[®]



WALRING[®]



WALFORM[™]



COMPONENT PARTS



Threaded Plugs

Captive nitrile seal.



BSPP

0350	Thread
VSR1/8WD	1/8"
VSR1/4WD	1/4"
VSR3/8WD	3/8"
VSR1/2WD	1/2"
VSR3/4WD	3/4"
VSR1WD	1"
VSR11/4WD	1.1/4"
VSR11/2WD	1.1/2"

Tech Sheet 1656

Captive nitrile seal



Metric

0350	Thread
VSM8X1.0WD	M8 x 1.0
VSM12X1.5WD	M12 x 1.5
VSM14X1.5WD	M14 x 1.5
VSM16X1.5WD	M16 x 1.5
VSM18X1.5WD	M18 x 1.5
VSM20X1.5WD	M20 x 1.5
VSM22X1.5WD	M22 x 1.5
VSM26X1.5WD	M26 x 1.5
VSM27X2WD	M27 x 2
VSM33X2WD	M33 x 2
VSM42X2WD	M42 x 2
VSM48X2WD	M48 x 2

Tech Sheet 1656

Blanking Plugs



Extra Light-duty

0350	To Suit Tube OD mm
VSD4LLMMB	4
VSD6LLMMD	6
VSD8LLMMD	8

Tech Sheet 1657

Light-duty

0350	To Suit Tube OD mm
VSD6L/SMMB	6
VSD8L/SMMB	8
VSD10L/SMMB	10
VSD12L/SMMB	12
VSD15LMMB	15
VSD18LMMB	18
VSD22LMMB	22
VSD28LMMB	28
VSD35LMMB	35
VSD42LMMB	42

Tech Sheet 1657

Heavy-duty

0350	To Suit Tube OD mm
VSD14SMMB	14
VSD16SMMB	16
VSD20SMMB	20
VSD25SMMB	25
VSD30SMMB	30
VSD38SMMB	38

Tech Sheet 1657

Blanking Ends

Suitable for swivel end connectors.



Light-duty

0350	OD mm	Max Pressure Bar
VSK6L	6	500
VSK8L	8	500
VSK10L	10	500
VSK12L	12	400
VSK15L	15	400
VSK18L	18	400
VSK22L	22	250
VSK28L	28	250
VSK35L	35	250
VSK42L	42	250

Tech Sheet 1658

Heavy-duty

0350	OD mm	Max Pressure Bar
VSK6S	6	800
VSK8S	8	800
VSK10S	10	800
VSK12S	12	630
VSK14S	14	630
VSK16S	16	630
VSK20S	20	420
VSK25S	25	420
VSK30S	30	420
VSK38S	38	420

Tech Sheet 1658



For Hose & Pipe Cleaning Kits
see page 49

COMPONENT PARTS



Walring Nuts c/w Profile Ring & O-Ring



Metric, Light-duty Viton

0350	Thread	OD mm	Max Pressure Bar
WR6LVIA2M	M12 x 1.5	6	500
WR8LVIA2M	M14 x 1.5	8	500
WR10LVIA2M	M16 x 1.5	10	500
WR12LVIA2M	M18 x 1.5	12	400
WR15LVIA2M	M22 x 1.5	15	400
WR18LVIA2M	M26 x 1.5	18	400
WR22LVIA2M	M30 x 2	22	250
WR28LVIA2M	M36 x 2	28	250
WR35LVIA2M	M45 x 2	35	250
WR42LVIA2M	M52 x 2	42	250

Tech Sheet 1660

Metric, Heavy-duty Viton

0350	Thread	OD mm	Max Pressure Bar
WR6SVIA2M	M14 x 1.5	6	800
WR8SVIA2M	M16 x 1.5	8	800
WR12SVIA2M	M20 x 1.5	12	630
WR16SVIA2M	M24 x 1.5	16	630
WR20SVIA2M	M30 x 2	20	420
WR25SVIA2M	M36 x 2	25	420
WR30SVIA2M	M42 x 2	30	420
WR38SVIA2M	M52 x 2	38	420

Tech Sheet 1660

Metric, Light-duty Nitrile

0350	Thread	OD mm	Max Pressure Bar
WR6LA2M	M12 x 1.5	6	500
WR8LA2M	M14 x 1.5	8	500
WR10LA2M	M16 x 1.5	10	500
WR12LA2M	M18 x 1.5	12	400
WR15LA2M	M22 x 1.5	15	400
WR18LA2M	M26 x 1.5	18	400
WR22LA2M	M30 x 2	22	250
WR28LA2M	M36 x 2	28	250
WR35LA2M	M45 x 2	35	250
WR42LA2M	M52 x 2	42	250

Tech Sheet 1660

Metric, Heavy-duty Nitrile

0350	Thread	OD mm	Max Pressure Bar
WR6SA2M	M14 x 1.5	6	800
WR10SA2M	M18 x 1.5	10	800
WR12SA2M	M20 x 1.5	12	630
WR16SA2M	M24 x 1.5	16	630
WR20SA2M	M30 x 2	20	420
WR25SA2M	M36 x 2	25	420
WR38SA2M	M52 x 2	38	420

Tech Sheet 1660

DIN 2353 Walform Nuts



Light-duty

0350	Thread	OD mm	Max Pressure Bar
M-6L	M12 x 1.5	6	500
M-8L	M14 x 1.5	8	500
M-10L	M16 x 1.5	10	500
M-12L	M18 x 1.5	12	400
M-15L	M22 x 1.5	15	400
M-18L	M26 x 1.5	18	400
M-22L	M30 x 2	22	250
M-28L	M36 x 2	28	250
M-35L	M45 x 2	35	250
M-42L	M52 x 2	42	250

Heavy-duty

0350	Thread	OD mm	Max Pressure Bar
M6S	M14 x 1.5	6	800
M8S	M16 x 1.5	8	800
M10S	M18 x 1.5	10	800
M12S	M20 x 1.5	12	630
M14S	M22 x 1.5	14	630
M16S	M24 x 1.5	16	420
M20S	M30 x 2	20	420
M25S	M36 x 2	25	420
M30S	M42 x 2	30	420
M38S	M52 x 2	38	420

Walpro Nut & Profile Ring



Extra Light-duty

0350	OD mm	Max Pressure Bar
SR-M 4 LL	4	100
SR-M 6 LL	6	100
SR-M 8 LL	8	100

Light-duty

0350	OD mm	Max Pressure Bar
PR-M 6 L	6	500
PR-M 8 L	8	500
PR-M 10 L	10	500
PR-M 12 L	12	400
PR-M 15 L	15	400
PR-M 18 L	18	400
PR-M 22 L	22	250
PR-M 28 L	28	250
PR-M 35 L	35	250
PR-M 42 L	42	250

Heavy-duty

0350	OD mm	Max Pressure Bar
PR-M 6 S	6	800
PR-M 8 S	8	800
PR-M 10 S	10	800
PR-M 12 S	12	630
PR-M 14 S	14	630
PR-M 16 S	16	420
PR-M 20 S	20	420
PR-M 25 S	25	420
PR-M 30 S	30	420
PR-M 38 S	38	420



You might also need
CETOP 3 Manifold
see page 208

COMPONENT PARTS

Walform Plus Viton Captive Seal



Light-duty

0350	To Suit Nut
WF-WD18LVI	18L
WF-WD22LVI	22L
WF-WD28LVI	28L
WF-WD35LVI	35L
WF-WD42LVI	42L
Tech Sheet 1660	

Heavy-duty

0350	To Suit Nut
WF-WD16SVI	16S
WF-WD20SVI	20S
WF-WD25SVI	25S
WF-WD30SVI	30S
WF-WD38SVI	38S
Tech Sheet 1660	

Walform Plus Nitrile Captive Seal



Light/Heavy-duty

0350	To Suit Nut
WF-WD6L/S	6L/S
WF-WD8L/S	8L/S
WF-WD10L/S	10L/S
WF-WD12L/S	12L/S
WF-WD15L	15L
WF-WD16S	16S
WF-WD18L	18L
WF-WD20S	20S
WF-WD22L	22L
WF-WD25S	25S
WF-WD28L	28L
WF-WD30S	30S
WF-WD35L	35L
WF-WD38S	38S
WF-WD42L	42L
Tech Sheet 1660	

Walform Nut & Seal



Light-duty, Viton

0350	OD mm
WF-M 6 L VI	6
WF-M 8 L VI	8
WF-M 10 L VI	10
WF-M 12 L VI	12
WF-M 15 L VI	15
WF-M 18 L VI	18
WF-M 22 L VI	22
WF-M 28 L VI	28
WF-M 35 L VI	35
WF-M 42 L VI	42

Heavy-duty, Viton

0350	OD mm
WF-M 6 S VI	6
WF-M 8 S VI	8
WF-M 10 S VI	10
WF-M 12 S VI	12
WF-M 16 S VI	16
WF-M 20 S VI	20
WF-M 25 S VI	25
WF-M 30 S VI	30
WF-M 38 S VI	38


Light-duty, Nitrile

0350	OD mm
WF-M 6 L NBR	6
WF-M 8 L NBR	8
WF-M 10 L NBR	10
WF-M 12 L NBR	12
WF-M 15 L NBR	15
WF-M 18 L NBR	18
WF-M 22 L NBR	22
WF-M 28 L NBR	28
WF-M 35 L NBR	35
WF-M 42 L NBR	42

Heavy-duty, Nitrile

0350	OD mm
WF-M 6 S NBR	6
WF-M 8 S NBR	8
WF-M 10 S NBR	10
WF-M 12 S NBR	12
WF-M 16 S NBR	16
WF-M 20 S NBR	20
WF-M 25 S NBR	25
WF-M 30 S NBR	30
WF-M 38 S NBR	38

Walform Machine Hire



Hire available with an order for Danfoss Waltech compression fittings, tube and clamp

Hassle free hire includes:

- **Walform machine**
- **Tooling**
- **Shipping and Collection**

Hire available now with order for Danfoss Waltech compression fittings

MALE STUD COUPLINGS



CUTTING RING COUPLINGS DIN 2353/ISO 8434-1

Waltech Hydraulic BITE TYPE Fittings

Waltech offer a complete product range and highest quality:

Based on this principle Waltech offers one of the most comprehensive product ranges for tube coupling systems.

The Waltech programme includes cutting ring, soft seal, flared coupling and flange couplings, plus a wide range of accessories

The Waltech range of hydraulic compression fittings cover sizes from 6mm od to 42mm od in light-duty and from 6mm od to 38mm od in heavy-duty.

Manufactured to DIN 2353 standard, mild steel with C6F free surface coating, each compression fitting is supplied complete with cutting ring and nut

Pressure Range Guide: **Heavy-duty**

Light-duty 6mm OD-16mm OD = 630 bar
6mm OD-18mm OD = 400 bar 20mm OD-25mm OD = 400 bar
22mm OD-42mm OD = 250 bar 30mm OD-38mm = 250 bar

These pressures are for guide purposes only and please consult our technical department for specific applications

BSPP 60° Cone



Light-duty

0350	Thread	OD mm	Max Pressure Bar
GEV6LRFOA	1/8"	6	400
GEV8LR1/8FOA	1/8"	8	400
GEV6LR1/4FOA	1/4"	6	400
GEV8LRFOA	1/4"	8	400
GEV10LRFOA	1/4"	10	400
GEV12LR1/4FOA	1/4"	12	400
GEV6LR3/8FOA	3/8"	6	400
GEV8LR3/8FOA	3/8"	8	400
GEV10LR3/8FOA	3/8"	10	400
GEV12LRFOA	3/8"	12	400
GEV15LR3/8FOA	3/8"	15	400
GEV10LR1/2FOA	1/2"	10	400
GEV12LR1/2FOA	1/2"	12	400
GEV15LRFOA	1/2"	15	400
GEV18LRFOA	1/2"	18	400
GEV22LR1/2FOA	1/2"	22	250
GEV18LR3/4FOA	3/4"	18	400
GEV22LRFOA	3/4"	22	250
GEV28LR3/4FOA	3/4"	28	250
GEV28LRFOA	1"	28	250
GEV35LRFOA	1.1/4"	35	250

Tech Sheet 20898

Heavy-duty

0350	Thread	OD mm	Max Pressure Bar
GEV8SRFOA	1/4"	8	630
GEV10SR1/4FOA	1/4"	10	630
GEV12SR1/4FOA	1/4"	12	630
GEV10SRFOA	3/8"	10	630
GEV12SRFOA	3/8"	12	630
GEV16SR3/8FOA	3/8"	16	630
GEV12SR1/2FOA	1/2"	12	630
GEV14SRFOA	1/2"	14	630
GEV16SRFOA	1/2"	16	630
GEV20SR1/2FOA	1/2"	20	400
GEV16SR3/4FOA	3/4"	16	630
GEV20SRFOA	3/4"	20	400
GEV25SR3/4FOA	3/4"	25	400
GEV25SRFOA	1"	25	400
GEV30SR1FOA	1"	30	250
GEV38SR1FOA	1"	38	250
GEV38SRFOA	1.1/2"	38	250
GEV30SR11/4FOA	1.1/4"	30	250
GEV38SR11/4FOA	1.1/4"	38	250

Tech Sheet 20898

BSPT



Extra Light-duty

0350	Thread	OD mm	Max Pressure Bar
GEV4LLRK	1/8"	4	100
GEV6LLRK	1/8"	6	100
GEV8LLRK	1/8"	8	100

Tech Sheet 1661

Light-duty

0350	Thread	OD mm	Max Pressure Bar
GEV8LRK	1/4"	8	250
GEV10LRK	1/4"	10	250
GEV12LR1/4K	1/4"	12	250
GEV10LR3/8K	3/8"	10	250
GEV12LRK	3/8"	12	250
GEV15LRK	1/2"	15	250

Tech Sheet 1661

Form B, Metric



Light-duty

0350	Thread	OD mm	Max Pressure Bar
GEV6LM12X1.5	M12 x 1.5	6	400
GEV8LM	M12 x 1.5	8	400
GEV10LM	M14 x 1.5	10	400
GEV8LM16X1.5	M16 x 1.5	8	400
GEV10LM16X1.5	M16 x 1.5	10	400
GEV12LM	M16 x 1.5	12	400
GEV10LM18X1.5	M18 x 1.5	10	400
GEV12LM18X1.5	M18 x 1.5	12	400
GEV15LM	M18 x 1.5	15	400
GEV18LM18X1.5	M18 x 1.5	18	400
GEV10LM22X1.5	M22 x 1.5	10	400
GEV12LM22X1.5	M22 x 1.5	12	400
GEV15LM22X1.5	M22 x 1.5	15	400
GEV18LM	M22 x 1.5	18	400
GEV22LM	M26 x 1.5	22	250
GEV28LM	M33 x 2	28	250
GEV35LM	M42 x 2	35	250
GEV42LM	M48 x 2	42	250

Tech Sheet 1662

Heavy-duty

0350	Thread	OD mm	Max Pressure Bar
GEV6SM	M12 x 1.5	6	630
GEV8SM	M14 x 1.5	8	630
GEV10SM	M16 x 1.5	10	630
GEV12SM	M18 x 1.5	12	630
GEV16SM18X1.5	M18 x 1.5	16	630
GEV14SM	M20 x 1.5	14	630
GEV16SM	M22 x 1.5	16	630
GEV20SM	M27 x 2	20	400
GEV25SM	M33 x 2	25	400
GEV30SM	M42 x 2	30	250
GEV38SM	M48 x 2	38	250

Tech Sheet 1662

MALE STUD COUPLINGS



Form B, BSPP



Light-duty

0350	Thread	OD mm	Max Pressure Bar
GEV6LR	1/8"	6	400
GEV8LR1/8	1/8"	8	400
GEV6LR1/4	1/4"	6	400
GEV8LR	1/4"	8	400
GEV10LR	1/4"	10	400
GEV12LR1/4	1/4"	12	400
GEV6LR3/8	3/8"	6	400
GEV8LR3/8	3/8"	8	400
GEV10LR3/8	3/8"	10	400
GEV12LR	3/8"	12	400
GEV15LR3/8	3/8"	15	400
GEV18LR3/8	3/8"	18	400
GEV8LR1/2	1/2"	8	400
GEV10LR1/2	1/2"	10	400
GEV12LR1/2	1/2"	12	400
GEV15LR	1/2"	15	400
GEV18LR	1/2"	18	400
GEV22LR1/2	1/2"	22	250
GEV15LR3/4	3/4"	15	400
GEV18LR3/4	3/4"	18	400
GEV22LR	3/4"	22	250
GEV28LR3/4	3/4"	28	250
GEV22LR1	1"	22	250
GEV28LR	1"	28	250
GEV35LR1	1"	35	250
GEV42LR	1.1/2"	42	250

Tech Sheet 1663

Heavy-duty

0350	Thread	OD mm	Max Pressure Bar
GEV6SR	1/4"	6	630
GEV8SR	1/4"	8	630
GEV10SR1/4	1/4"	10	630
GEV12SR1/4	1/4"	12	630
GEV8SR3/8	3/8"	8	630
GEV10SR	3/8"	10	630
GEV12SR	3/8"	12	630
GEV14SR3/8	3/8"	14	630
GEV16SR3/8	3/8"	16	630
GEV8SR1/2	1/2"	8	630
GEV10SR1/2	1/2"	10	630
GEV12SR1/2	1/2"	12	630
GEV14SR	1/2"	14	630
GEV16SR	1/2"	16	630
GEV20SR1/2	1/2"	20	400
GEV16SR3/4	3/4"	16	630
GEV20SR	3/4"	20	400
GEV25SR3/4	3/4"	25	400
GEV30SR3/4	3/4"	30	250
GEV20SR1	1"	20	400
GEV25SR	1"	25	400
GEV30SR1	1"	30	250
GEV30SR	1.1/4"	30	250
GEV38SR11/4	1.1/4"	38	250
GEV38SR	1.1/2"	38	250

Tech Sheet 1663

Form E, Metric



Light-duty

0350	Thread	OD mm	Max Pressure Bar
GEV6LMWD	M10 x 1	6	500
GEV8LMWD	M12 x 1.5	8	500
GEV10LMWD	M14 x 1.5	10	500
GEV12LMWD	M16 x 1.5	12	400
GEV12LM18X1.5WD	M18 x 1.5	12	400
GEV15LMD	M18 x 1.5	15	400
GEV18LM18X1.5WD	M18 x 1.5	18	400
GEV12LM22X1.5WD	M22 x 1.5	12	400
GEV15LM22X1.5WD	M22 x 1.5	15	400
GEV18LMWD	M22 x 1.5	18	400
GEV22LMWD	M26 x 1.5	22	250
GEV28LMWD	M33 x 2	28	250
GEV35LMWD	M42 x 2	35	250

Tech Sheet 1664

Heavy-duty

0350	Thread	OD mm	Max Pressure Bar
GEV6SMWD	M12 x 1.5	6	800
GEV8SMWD	M14 x 1.5	8	800
GEV10SMWD	M16 x 1.5	10	800
GEV12SMWD	M18 x 1.5	12	630
GEV14SMWD	M20 x 1.5	14	630
GEV16SMWD	M22 x 1.5	16	630
GEV20SMWD	M27 x 2	20	420
GEV25SMWD	M33 x 2	25	420
GEV30SMWD	M42 x 2	30	420
GEV38SMWD	M48 x 2	38	420

Tech Sheet 1664

Form E, BSPP



Light-duty

0350	Thread	OD mm	Max Pressure Bar
GEV6LRWD	1/8"	6	500
GEV8LR1/8WD	1/8"	8	500
GEV6LR1/4WD	1/4"	6	500
GEV8LRWD	1/4"	8	500
GEV10LRWD	1/4"	10	500
GEV12LR1/4WD	1/4"	12	400
GEV8LR3/8WD	3/8"	8	500
GEV10LR3/8WD	3/8"	10	500
GEV12LRWD	3/8"	12	400
GEV15LR3/8WD	3/8"	15	400
GEV10LR1/2WD	1/2"	10	500
GEV12LR1/2WD	1/2"	12	400
GEV15LRWD	1/2"	15	400
GEV18LRWD	1/2"	18	400
GEV18LR3/4WD	3/4"	18	400
GEV22LRWD	3/4"	22	250
GEV28LRWD	1"	28	250
GEV35LRWD	1.1/4"	35	250
GEV42LRWD	1.1/2"	42	250


Tech Sheet 1665

Heavy-duty

0350	Thread	OD mm	Max Pressure Bar
GEV6SRWD	1/4"	6	800
GEV8SRWD	1/4"	8	800
GEV10SR1/4WD	1/4"	10	800
GEV12SR1/4WD	1/4"	12	630
GEV8SR3/8WD	3/8"	8	800
GEV10SRWD	3/8"	10	800
GEV12SRWD	3/8"	12	630
GEV16SR3/8WD	3/8"	16	630
GEV10SR1/2WD	1/2"	10	800
GEV12SR1/2WD	1/2"	12	630
GEV14SRWD	1/2"	14	630
GEV16SRWD	1/2"	16	630
GEV16SR3/4WD	3/4"	16	630
GEV20SRWD	3/4"	20	420
GEV25SR3/4WD	3/4"	25	420
GEV25SRWD	1"	25	420
GEV30SRWD	1.1/4"	30	420
GEV38SRWD	1.1/2"	38	420

Tech Sheet 1665

For Hydraulic Tube Clamps
see pages 184-200



MALE STUD COUPLINGS



NPT



Extra Light-duty

0350	Thread	OD mm	Max Pressure Bar
GEV4LL1/8NPT	1/8"	4	100
GEV6LL1/8NPT	1/8"	6	100
GEV8LL1/8NPT	1/8"	8	100

Tech Sheet 1666

Light-duty

0350	Thread	OD mm	Max Pressure Bar
GEV6L1/8NPT	1/8"	6	315
GEV6L1/4NPT	1/4"	6	315
GEV8L1/4NPT	1/4"	8	315
GEV10L1/4NPT	1/4"	10	315
GEV12L1/4NPT	1/4"	12	315
GEV10L3/8NPT	3/8"	10	315
GEV12L3/8NPT	3/8"	12	315
GEV12L1/2NPT	1/2"	12	315
GEV15L1/2NPT	1/2"	15	315
GEV18L1/2NPT	1/2"	18	315
GEV22L3/4NPT	3/4"	22	160
GEV28L1NPT	1"	28	160
GEV35L11/4NPT	1.1/4"	35	160
GEV42L11/2NPT	1.1/2"	42	160

Tech Sheet 1666

Heavy-duty

0350	Thread	OD mm	Max Pressure Bar
GEV8S1/4NPT	1/4"	8	630
GEV10S1/4NPT	1/4"	10	630
GEV12S1/4NPT	1/4"	12	630
GEV10S3/8NPT	3/8"	10	630
GEV12S3/8NPT	3/8"	12	630
GEV12S1/2NPT	1/2"	12	630
GEV14S1/2NPT	1/2"	14	630
GEV16S1/2NPT	1/2"	16	400
GEV25S1NPT	1"	25	400
GEV38S11/2NPT	1.1/2"	38	315

Tech Sheet 1666

UNF



Light-duty

0350	Thread	OD mm	Max Pressure Bar
GEV8L7/16-20UNF	7/16-20 UNF	8	400
GEV10L7/16-20UNF	7/16-20 UNF	10	400
GEV8L9/16-18UNF	9/16-18 UNF	8	400
GEV10L9/16-18UNF	9/16-18 UNF	10	400
GEV12L9/16-18UNF	9/16-18 UNF	12	400
GEV12L3/4-16UNF	3/4-16 UNF	12	400
GEV15L3/4-16UNF	3/4-16 UNF	15	400
GEV18L3/4-16UNF	3/4-16 UNF	18	400
GEV12L7/8-14UNF	7/8-14 UNF	12	400
GEV15L7/8-14UNF	7/8-14 UNF	15	400
GEV18L7/8-14UNF	7/8-14 UNF	18	400
GEV22L7/8-14UNF	7/8-14 UNF	22	250
GEV28L7/8-14UNF	7/8-14 UNF	28	250
GEV22L11/16-12UN	1.1/16-12 UN	22	250
GEV28L15/16-12UN	1.5/16-12 UN	28	250
GEV35L15/16-12UN	1.5/16-12 UN	35	250
GEV35L15/8-12UN	1.5/8-12 UN	35	250

Tech Sheet 1667

Heavy-duty

0350	Thread	OD mm	Max Pressure Bar
GEV10S9/16-18UNF	9/16-18 UNF	10	630
GEV12S3/4-16UNF	3/4-16 UNF	12	630
GEV16S3/4-16UNF	3/4-16 UNF	16	630
GEV20S3/4-16UNF	3/4-16 UNF	20	400
GEV16S7/8-14UNF	7/8-14 UNF	16	630
GEV20S7/8-14UNF	7/8-14 UNF	20	400
GEV20S11/16-12UN	1.1/16-10 UN	20	400
GEV30S15/8-12UN	1.5/8-12 UN	30	315

Tech Sheet 1667

For Hydraulic Ball Valves
see pages 238-240



MALE STUD ELBOWS & REDUCING BUSHES



Elbows



BSPT, Extra Light-duty

0350	Thread	OD mm	Max Pressure Bar
WEV4LLRK	1/8"	4	100
WEV6LLRK	1/8"	6	100
WEV8LLRK	1/8"	8	100
Tech Sheet 1668			

BSPT, Light-duty

0350	Thread	OD mm	Max Pressure Bar
WEV6LRK	1/8"	6	250
WEV6LR1/4K	1/4"	6	250
WEV8LRK	1/4"	8	250
WEV12LR1/4K	1/4"	12	250
WEV10LRK	1/4"	10	250
WEV10LR3/8K	3/8"	10	250
WEV12LRK	3/8"	12	250
WEV15LR3/8K	3/8"	15	250
WEV12LR1/2K	1/2"	12	250
WEV15LRK	1/2"	15	250
WEV18LRK	1/2"	18	160
Tech Sheet 1668			

BSPT, Heavy-duty

0350	Thread	OD mm	Max Pressure Bar
WEV6SRK	1/4"	6	630
WEV8SRK	1/4"	8	630
WEV12SRK	3/8"	12	630
WEV14SRK	1/2"	14	630
WEV16SRK	1/2"	16	400
Tech Sheet 1668			

BSPP, Reducing Bushes

Captive NBR seal



BSPP, Compact

0350	Male Thread	Female Thread	Max Pressure Bar
REDR3/8X1/8	3/8"	1/8"	630
REDR1/2X1/8	1/2"	1/8"	630
REDR1/2X1/4	1/2"	1/4"	630
REDR3/4X1/4	3/4"	1/4"	400
REDR3/4X3/8	3/4"	3/8"	400
REDR1X1/4	1"	1/4"	400
REDR1X3/8	1"	3/8"	400
REDR1X1/2	1"	1/2"	400
REDR11/4X1/2	1.1/4"	1/2"	400
REDR11/4X3/4	1.1/4"	3/4"	400
REDR11/2X1/2	1.1/2"	1/2"	400
REDR11/2X3/4	1.1/2"	3/4"	400
REDR11/2X1	1.1/2"	1"	400
Tech Sheet 1671			



Metric Taper, Extra Light-duty

0350	Thread	OD mm	Max Pressure Bar
WEV4LLMK	M8 x 1	4	100
WEV6LLMK	M10 x 1	6	100
WEV8LLMK	M10 x 1	8	100
Tech Sheet 1669			

Metric Taper, Light-duty

0350	Thread	OD mm	Max Pressure Bar
WEV6LMK	M10 x 1	6	250
WEV8LMK	M12 x 1.5	8	250
WEV10LMK	M14 x 1.5	10	250
WEV12LMK	M16 x 1.5	12	250
WEV15LMK	M18 x 1.5	15	250
WEV18LMK	M22 x 1.5	18	160
Tech Sheet 1669			

Metric Taper, Heavy-duty

0350	Thread	OD mm	Max Pressure Bar
WEV6SMK	M12 x 1.5	6	630
WEV8SMK	M14 x 1.5	8	630
WEV10SMK	M16 x 1.5	10	630
WEV12SMK	M18 x 1.5	12	630
WEV16SMK	M22 x 1.5	16	400
Tech Sheet 1669			

Captive NBR seal



BSPP

0350	Male Thread	Female Thread	Max Pressure Bar
REDR1/8X1/4	1/8"	1/4"	400
REDR1/8X3/8	1/8"	3/8"	400
REDR1/4X1/8	1/4"	1/8"	400
REDR1/4X3/8	1/4"	3/8"	400
REDR1/4X1/2	1/4"	1/2"	400
REDR1/4X3/4	1/4"	3/4"	400
REDR3/8X1/4	3/8"	1/4"	400
REDR3/8X1/2	3/8"	1/2"	400
REDR3/8X3/4	3/8"	3/4"	400
REDR1/2X3/8	1/2"	3/8"	400
REDR1/2X3/4	1/2"	3/4"	400

NPT, Extra Light-duty

0350	Thread	OD mm	Max Pressure Bar
WEV4LL1/8NPT	1/8"	4	100
WEV6LL1/8NPT	1/8"	6	100
WEV8LL1/8NPT	1/8"	8	100
Tech Sheet 1670			

NPT, Light-duty

0350	Thread	OD mm	Max Pressure Bar
WEV6L1/8NPT	1/8"	6	250
WEV8L1/4NPT	1/4"	8	250
WEV10L1/4NPT	1/4"	10	250
WEV12L1/4NPT	1/4"	12	250
WEV12L3/8NPT	3/8"	12	250
WEV15L1/2NPT	1/2"	15	250
WEV18L1/2NPT	1/2"	18	160
WEV22L3/4NPT	3/4"	22	160
WEV28L1NPT	1"	28	100
Tech Sheet 1670			

NPT, Heavy-duty

0350	Thread	OD mm	Max Pressure Bar
WEV6S1/4NPT	1/4"	6	630
WEV8S1/4NPT	1/4"	8	630
WEV10S3/8NPT	3/8"	10	630
WEV12S3/8NPT	3/8"	12	630
WEV14S1/2NPT	1/2"	14	630
WEV16S1/2NPT	1/2"	16	400
WEV20S3/4NPT	3/4"	20	400
WEV25S1NPT	1"	25	400
Tech Sheet 1670			

TUBE TO TUBE COUPLINGS



Equal Elbows



Extra Light-duty

0350	OD mm	Max Pressure Bar
WV4LL	4	100
WV6LL	6	100
WV8LL	8	100

Tech Sheet 1673

Light-duty

0350	OD mm	Max Pressure Bar
WV6L	6	500
WV8L	8	500
WV10L	10	500
WV12L	12	400
WV15L	15	400
WV18L	18	400
WV22L	22	250
WV28L	28	250
WV35L	35	250
WV42L	42	250

Tech Sheet 1673

Heavy-duty

0350	OD mm	Max Pressure Bar
WV06S	6	800
WV08S	8	800
WV10S	10	800
WV12S	12	630
WV14S	14	630
WV16S	16	630
WV20S	20	420
WV25S	25	420
WV30S	30	420
WV38S	38	400

Tech Sheet 1673

Bulkhead Elbows

Light-duty

0350	Thread	OD mm	Max Pressure Bar
WSV6L	M12 x 1.5	6	500
WSV8L	M14 x 1.5	8	500
WSV10L	M16 x 1.5	10	500
WSV12L	M18 x 1.5	12	400
WSV15L	M22 x 1.5	15	400
WSV18L	M26 x 1.5	18	400
WSV22L	M30 x 2	22	250
WSV28L	M36 x 2	28	250
WSV35L	M45 x 2	35	250
WSV42L	M52 x 2	42	250

Tech Sheet 1674

Reducing Elbows

Light-duty

0350	OD mm	OD mm	Max Pressure Bar
REDWV8L-6L	8	6	315
REDWV10L-8L	10	8	315
REDWV10L-6L	10	6	315
REDWV12L-10L	12	10	315
REDWV12L-8L	12	8	315
REDWV12L-6L	12	6	315
REDWV15L-12L	15	12	315
REDWV15L-10L	15	10	315
REDWV15L-8L	15	8	315
REDWV15L-6L	15	6	315
REDWV18L-15L	18	15	315
REDWV18L-12L	18	12	315
REDWV18L-10L	18	10	315
REDWV18L-8L	18	8	315
REDWV18L-6L	18	6	315
REDWV22L-18L	22	18	160
REDWV22L-15L	22	15	160
REDWV22L-12L	22	12	160
REDWV22L-10L	22	10	160
REDWV22L-8L	22	8	160
REDWV28L-22L	28	22	160
REDWV28L-18L	28	18	160
REDWV28L-15L	28	15	160
REDWV28L-12L	28	12	160
REDWV28L-10L	28	10	160
REDWV35L-28L	35	28	160
REDWV35L-22L	35	22	160
REDWV35L-18L	35	18	160
REDWV35L-15L	35	15	160
REDWV42L-35L	42	35	160
REDWV42L-22L	42	22	160
REDWV42L-18L	42	18	160
REDWV42L-15L	42	15	160



Heavy-duty

0350	Thread	OD mm	Max Pressure Bar
WSV6S	M14 x 1.5	6	800
WSV8S	M16 x 1.5	8	800
WSV10S	M18 x 1.5	10	800
WSV12S	M20 x 1.5	12	630
WSV14S	M22 x 1.5	14	630
WSV16S	M24 x 1.5	16	630
WSV20S	M30 x 2	20	400
WSV25S	M36 x 2	25	400
WSV30S	M42 x 2	30	400
WSV38S	M52 x 2	38	400

Tech Sheet 1674

Heavy-duty

0350	OD mm	OD mm	Max Pressure Bar
REDWV8S-6S	8	6	630
REDWV10S-8S	10	8	630
REDWV10S-6S	10	6	630
REDWV12S-10S	12	10	630
REDWV12S-8S	12	8	630
REDWV12S-6S	12	6	630
REDWV14S-12S	14	12	630
REDWV14S-10S	14	10	630
REDWV14S-8S	14	8	630
REDWV14S-6S	14	6	630
REDWV16S-14S	16	14	400
REDWV16S-12S	16	12	400
REDWV16S-10S	16	10	400
REDWV16S-8S	16	8	400
REDWV16S-6S	16	6	400
REDWV20S-16S	20	16	400
REDWV20S-14S	20	14	400
REDWV20S-12S	20	12	400
REDWV20S-10S	20	10	400
REDWV20S-8S	20	8	400
REDWV20S-6S	20	6	400
REDWV25S-20S	25	20	400
REDWV25S-16S	25	16	400
REDWV25S-14S	25	14	400
REDWV25S-12S	25	12	400
REDWV25S-10S	25	10	400
REDWV25S-8S	25	8	400
REDWV30S-25S	30	25	400
REDWV30S-20S	30	20	400
REDWV30S-16S	30	16	400
REDWV30S-14S	30	14	400
REDWV30S-12S	30	12	400
REDWV38S-30S	38	30	315
REDWV38S-25S	38	25	315
REDWV38S-20S	38	20	315
REDWV38S-16S	38	16	315
REDWV38S-10S	38	10	315



TUBE TO TUBE COUPLINGS



Equal Tees



Extra Light-duty

0350	OD mm	Max Pressure Bar
TV4LL	4	100
TV6LL	6	100
TV8LL	8	100

Tech Sheet 1676

Light-duty

0350	OD mm	Max Pressure Bar
TV6L	6	500
TV8L	8	500
TV10L	10	500
TV12L	12	400
TV15L	15	400
TV18L	18	400
TV22L	22	250
TV28L	28	250
TV35L	35	250
TV42L	42	250

Tech Sheet 1676

Heavy-duty

0350	OD mm	Max Pressure Bar
TV6S	6	800
TV8S	8	800
TV10S	10	800
TV12S	12	630
TV14S	14	630
TV16S	16	630
TV20S	20	420
TV25S	25	420
TV30S	30	420
TV38S	38	400

Tech Sheet 1676

Reducing Tees




Light-duty

0350	OD A mm	OD B mm	OD C mm	Max Pressure Bar
TV10/10/6L	10	6	10	500
TV10/10/8L	10	8	10	500
TV12/12/8L	12	8	12	400
TV12/12/10L	12	10	12	400
TV12/12/15L	12	15	12	400
TV15/12/12L	15	12	12	400
TV18/18/10L	18	10	18	400
TV18/18/12L	18	12	18	400
TV22/22/10L	22	10	22	250
TV22/22/15L	22	15	22	250

Tech Sheet 1677

Adjustable Reducing Tees



Light-duty

0350	OD A mm	OD B mm	OD C mm	Max Pressure Bar
TV8/8/6L	8	8	6	315
TV12/12/6L	12	12	6	315
TV15/15/12L	15	15	12	315
TV15/15/10L	15	15	10	315
TV15/15/8L	15	15	8	315
TV15/15/6L	15	15	6	315
TV18/18/15L	18	18	15	315
TV18/18/8L	18	18	8	315
TV18/18/6L	18	18	6	315
TV22/22/18L	22	22	18	160
TV22/22/12L	22	22	12	160
TV22/22/8L	22	22	8	160
TV28/28/22L	28	28	22	160
TV28/28/18L	28	28	18	160
TV28/28/15L	28	28	15	160
TV28/28/12L	28	28	12	160
TV28/28/10L	28	28	10	160
TV35/35/28L	35	35	28	160
TV35/35/22L	35	35	22	160
TV35/35/18L	35	35	18	160
TV35/35/15L	35	35	15	160
TV42/42/35L	42	42	35	160
TV42/42/22L	42	42	22	160
TV42/42/18L	42	42	18	160
TV42/42/15L	42	42	15	160

Heavy-duty

0350	OD A mm	OD B mm	OD C mm	Max Pressure Bar
TV8/8/6S	8	6	8	630
TV10/10/8S	10	8	10	630
TV10/10/6S	10	6	10	630
TV12/12/10S	12	10	12	630
TV12/12/8S	12	8	12	630
TV12/12/6S	12	6	12	630
TV14/14/12S	14	12	14	630
TV14/14/10S	14	10	14	630
TV14/14/8S	14	8	14	630
TV14/14/6S	14	6	14	630
TV16/16/14S	16	14	16	400
TV16/16/12S	16	12	16	400
TV16/16/10S	16	10	16	400
TV16/16/8S	16	8	16	400
TV16/16/6S	16	6	16	400
TV20/20/16S	20	16	20	400
TV20/20/14S	20	14	20	400
TV20/20/12S	20	12	20	400
TV20/20/10S	20	10	20	400
TV20/20/8S	20	8	20	400
TV20/20/6S	20	6	20	400
TV25/25/20S	25	20	25	400
TV25/25/16S	25	16	25	400
TV25/25/14S	25	14	25	400
TV25/25/12S	25	12	25	400
TV25/25/10S	25	10	25	400
TV25/25/8S	25	8	25	400
TV30/30/25S	30	25	30	400
TV30/30/20S	30	20	30	400
TV30/30/16S	30	16	30	400
TV30/30/14S	30	14	30	400
TV30/30/12S	30	12	30	400
TV38/38/30S	38	30	38	315
TV38/38/25S	38	25	38	315
TV38/38/20S	38	20	38	315
TV38/38/16S	38	16	38	315
TV38/38/10S	38	10	38	315

stainless steel

You might also need
316 Stainless Steel Tube
see page 183



TUBE TO TUBE COUPLINGS



Bulkhead Couplings



Straight, Light-duty

0350	Thread	OD mm	Max Pressure Bar
GSV6L	M12 x 1.5	6	500
GSV8L	M14 x 1.5	8	500
GSV10L	M16 x 1.5	10	500
GSV12L	M18 x 1.5	12	400
GSV15L	M22 x 1.5	15	400
GSV18L	M26 x 1.5	18	400
GSV22L	M30 x 2	22	250
GSV28L	M36 x 2	28	250
GSV35L	M45 x 2	35	250
GSV42L	M52 x 2	42	250

Tech Sheet 1675

Straight, Heavy-duty

0350	Thread	OD mm	Max Pressure Bar
GSV6S	M14 x 1.5	6	800
GSV8S	M16 x 1.5	8	800
GSV10S	M18 x 1.5	10	800
GSV12S	M20 x 1.5	12	630
GSV14S	M22 x 1.5	14	630
GSV16S	M24 x 1.5	16	630
GSV20S	M30 x 2	20	630
GSV25S	M36 x 2	25	630
GSV30S	M42 x 2	30	630
GSV38S	M52 x 2	38	400

Tech Sheet 1675

Straight Couplings



Equal Straight, Extra Light-duty

0350	OD mm	Max Pressure Bar
GV4LL	4	100
GV6LL	6	100
GV8LL	8	100

Tech Sheet 1678

Equal Straight, Light-duty

0350	OD mm	Max Pressure Bar
GV-6L	6	500
GV-8L	8	500
GV-10L	10	500
GV-12L	12	400
GV-15L	15	400
GV-18L	18	400
GV-22L	22	250
GV-28L	28	250
GV-35L	35	250
GV-42L	42	250


Tech Sheet 1678

Equal Straight, Heavy-duty

0350	OD mm	Max Pressure Bar
GV6S	6	800
GV8S	8	800
GV10S	10	800
GV12S	12	630
GV14S	14	630
GV16S	16	630
GV20S	20	420
GV25S	25	420
GV30S	30	420
GV38S	38	420

Tech Sheet 1678

Reducing Couplings



Unequal Straight, Extra Light-duty

0350	OD mm	OD mm	Max Pressure Bar
GV6/4LL	6	4	100

Tech Sheet 1679

Unequal Straight, Light-duty

0350	OD mm	OD mm	Max Pressure Bar
GV8/6L	8	6	500
GV10/6L	10	6	500
GV10/8L	10	8	500
GV12/6L	12	6	400
GV12/8L	12	8	400
GV12/10L	12	10	400
GV15/10L	15	10	400
GV15/12L	15	12	400
GV18/10L	18	10	400
GV18/12L	18	12	400
GV18/15L	18	15	400
GV22/15L	22	15	250
GV22/18L	22	18	250

Tech Sheet 1679

Unequal Straight, Heavy-duty

0350	OD mm	OD mm	Max Pressure Bar
GV16/12S	16	12	620
GV20/16S	20	16	420
GV25/16S	25	16	420
GV25/20S	25	20	420

Tech Sheet 1679

Tube to Tube Equal Crosses



Extra Light-duty

0350	OD mm	Max Pressure Bar
KV4LL	4	100
KV6LL	6	100
KV8LL	8	100

Tech Sheet 1680

Light-duty

0350	OD mm	Max Pressure Bar
KV6L	6	500
KV8L	8	500
KV10L	10	500
KV12L	12	400
KV15L	15	400
KV18L	18	400
KV22L	22	250
KV28L	28	250
KV35L	35	250
KV42L	42	250

Tech Sheet 1680

Heavy-duty

0350	OD mm	Max Pressure Bar
KV6S	6	800
KV8S	8	800
KV10S	10	800
KV12S	12	630
KV14S	14	630
KV16S	16	630
KV20S	20	420
KV25S	25	420
KV30S	30	420
KV38S	38	400

Tech Sheet 1680

BANJO COUPLINGS

Banjo Couplings

Low restrictive



Banjo Seal Edge Metric, Light-duty

0350	Thread	OD mm	Max Pressure Bar
RSWV6LM	M10 x 1	6	500
RSWV8LM	M12 x 1.5	8	500
RSWV10LM	M14 x 1.5	10	500
RSWV12LM	M16 x 1.5	12	400
RSWV12LM18X1.5	M18 x 1.5	12	315
RSWV15LM	M18 x 1.5	15	400
RSWV18LM	M22 x 1.5	18	400
RSWV22LM	M26 x 1.5	22	250
RSWV28LM	M33 x 2	28	250
RSWV35LM	M42 x 2	35	250
RSWV42LM	M48 x 2	42	250

Tech Sheets 1681 & 1682

Banjo Seal Edge Metric, Heavy-duty

0350	Thread	OD mm	Max Pressure Bar
RSWV6SM	M12 x 1.5	6	500
RSWV8SM	M14 x 1.5	8	500
RSWV10SM	M16 x 1.5	10	500
RSWV12SM	M18 x 1.5	12	400
RSWV14SM	M20 x 1.5	14	400
RSWV16SM	M22 x 1.5	16	400
RSWV20SM	M27 x 2	20	315
RSWV25SM	M33 x 2	25	250
RSWV30SM	M42 x 2	30	250
RSWV38SM	M48 x 2	38	250

Tech Sheets 1681 & 1682

Banjo Seal Edge BSPP, Light-duty

0350	Thread	OD mm	Max Pressure Bar
RSWV6LR	1/8"	6	500
RSWV8LR	1/4"	8	500
RSWV10LR	1/4"	10	500
RSWV12LR	3/8"	12	400
RSWV15LR	1/2"	15	400
RSWV18LR	1/2"	18	400
RSWV22LR	3/4"	22	250
RSWV28LR	1"	28	250
RSWV35LR	1.1/4"	35	250
RSWV42LR	1.1/2"	42	250

Tech Sheets 1681 & 1682

Banjo Seal Edge BSPP, Heavy-duty

0350	Thread	OD mm	Max Pressure Bar
RSWV6SR	1/4"	6	500
RSWV8SR	1/4"	8	500
RSWV10SR	3/8"	10	500
RSWV12SR	3/8"	12	400
RSWV14SR	1/2"	14	400
RSWV16SR	1/2"	16	400
RSWV20SR	3/4"	20	315
RSWV25SR	1"	25	250
RSWV30SR	1.1/4"	30	250
RSWV38SR	1.1/2"	38	250

Tech Sheets 1681 & 1682

Double Banjo Couplings



Double Banjo Metric, Light-duty with Elastomer Seal

0350	Thread	OD mm	Max Pressure Bar
P-RSTV6LM-WD	M10 x 1	6	500
P-RSTV8LM-WD	M12 x 1.5	8	500
P-RSTV10LM-WD	M14 x 1.5	10	500
P-RSTV12LM-WD	M16 x 1.5	12	400
P-RSTV15LM-WD	M18 x 1.5	15	400
P-RSTV18LM-WD	M22 x 1.5	18	400
P-RSTV22LM-WD	M26 x 1.5	22	250
P-RSTV28LM-WD	M33 x 2	28	250
P-RSTV35LM-WD	M42 x 2	35	250

Tech Sheets 1683 & 1684

Double Banjo Metric, Heavy-duty with Elastomer Seal

0350	Thread	OD mm	Max Pressure Bar
P-RSTV6SM-WD	M12 x 1.5	6	500
P-RSTV8SM-WD	M14 x 1.5	8	500
P-RSTV16SM-WD	M22 x 1.5	16	400
P-RSTV20SM-WD	M27 x 2	20	315
P-RSTV25SM-WD	M33 x 2	25	250
P-RSTV30SM-WD	M42 x 2	30	250
P-RSTV38SM-WD	M48 x 2	38	250

Tech Sheets 1683 & 1684

Double Banjo BSPP, Light-duty with Elastomer Seal

0350	Thread	OD mm	Max Pressure Bar
P-RSTV6LR-WD	1/8"	6	500
P-RSTV8LR-WD	1/4"	8	500
P-RSTV10LR-WD	1/4"	10	500
P-RSTV12LR-WD	3/8"	12	400
P-RSTV15LR-WD	1/2"	15	400
P-RSTV18LR-WD	1/2"	18	400
P-RSTV35LR-WD	1.1/4"	35	250
P-RSTV42LR-WD	1.1/2"	42	250

Tech Sheets 1683 & 1684

Double Banjo BSPP, Heavy-duty with Elastomer Seal

0350	Thread	OD mm	Max Pressure Bar
P-RSTV6SR-WD	1/4"	6	500
P-RSTV8SR-WD	1/4"	8	500
P-RSTV10SR-WD	3/8"	10	500
P-RSTV12SR-WD	3/8"	12	400
P-RSTV16SR-WD	1/2"	16	400
P-RSTV20SR-WD	3/4"	20	315
P-RSTV25SR-WD	1"	25	250
P-RSTV30SR-WD	1.1/4"	30	250
P-RSTV38SR-WD	1.1/2"	38	250

Tech Sheets 1683 & 1684

Swivel Elbow Banjo Coupling, Tube to Tube



Light-duty

0350	OD mm	Max Pressure Bar
DGWW6L	6	250
DGWW8L	8	250
DGWW10L	10	250
DGWW12L	12	250
DGWW18L	18	160
DGWW22L	22	160
DGWW28L	28	100
DGWW35L	35	100
DGWW42L	42	100

Tech Sheet 1685

Heavy-duty

0350	OD mm	Max Pressure Bar
DGWW6S	6	400
DGWW8S	8	400
DGWW10S	10	400
DGWW14S	14	400
DGWW16S	16	400
DGWW20S	20	250
DGWW25S	25	250
DGWW30S	30	250
DGWW38S	38	250

Tech Sheet 1685

Swivel Banjo Couplings



BSPP, Light-duty

0350	Thread	OD mm	Max Pressure Bar
DGWEV6LRWD	1/8"	6	250
DGWEV6LR1/4WD	1/4"	6	250
DGWEV8LRWD	1/4"	8	250
DGWEV10LRWD	1/4"	10	250
DGWEV10LR3/8WD	3/8"	10	250
DGWEV12LRWD	3/8"	12	250
DGWEV12LR1/2WD	1/2"	12	250
DGWEV15LRWD	1/2"	15	250
DGWEV18LRWD	1/2"	18	160
DGWEV22LRWD	3/4"	22	160
DGWEV28LRWD	1"	28	100
DGWEV35LRWD	1.1/4"	35	100
DGWEV42LRWD	1.1/2"	42	100

Tech Sheet 1686

BSPP, Heavy-duty

0350	Thread	OD mm	Max Pressure Bar
DGWEV6SRWD	1/4"	6	400
DGWEV8SRWD	1/4"	8	400
DGWEV10SRWD	3/8"	10	400
DGWEV12SRWD	3/8"	12	400
DGWEV16SRWD	1/2"	16	400
DGWEV20SRWD	3/4"	20	250
DGWEV25SRWD	1"	25	250
DGWEV30SRWD	1.1/4"	30	250
DGWEV38SRWD	1.1/2"	38	250

Tech Sheet 1686

Swivel banjos are connecting components between pipe work and equipment to allow swivel movement and slow speed rotation. These connections have a low starting torque and are leak-free and require no maintenance.

WELDING COUPLINGS



Welding Couplings



Bosses, Light-duty

0350	OD mm	Max Pressure Bar
ASV6L	6	500
ASV8L	8	500
ASV10L	10	500
ASV12L	12	400
ASV15L	15	400
ASV18L	18	400
ASV22L	22	250
ASV28L	28	250
ASV35L	35	250
ASV42L	42	250

Tech Sheet 1687

Bosses, Heavy-duty

0350	OD mm	Max Pressure Bar
ASV6S	6	800
ASV8S	8	800
ASV12S	12	630
ASV14S	14	630
ASV16S	16	630
ASV20S	20	420
ASV25S	25	420
ASV30S	30	420
ASV38S	38	420

Tech Sheet 1687



Bulkhead, Light-duty

0350	OD mm	Max Pressure Bar
ESV6L	6	500
ESV8L	8	500
ESV10L	10	500
ESV12L	12	400
ESV15L	15	400
ESV18L	18	400
ESV22L	22	250
ESV28L	28	250
ESV35L	35	250
ESV42L	42	250

Tech Sheet 1688

Bulkhead, Heavy-duty

0350	OD mm	Max Pressure Bar
ESV8S	8	800
ESV10S	10	800
ESV12S	12	630
ESV14S	14	630
ESV16S	16	630
ESV20S	20	420
ESV25S	25	420
ESV30S	30	420
ESV38S	38	420

Tech Sheet 1688

Welding Nipples

Without tube centring



With O-Ring Seal

0350	To Suit Tube OD mm	Max Pressure Bar
SN8X2	8 x 2	400
SN10X1.5	10 x 1.5	400
SN10X2	10 x 2	400
SN12X2.5	12 x 2.5	400
SN16X2	16 x 2	400
SN16X3	16 x 3	400
SN20X3	20 x 3	250
SN25X3	25 x 3	250
SN25X4	25 x 4	315
SN30X4	30 x 4	250
SN30X5	30 x 5	315
SN38X4	38 x 4	160
SN38X5	38 x 5	250
SN38X6	38 x 6	315

Tech Sheet 1689

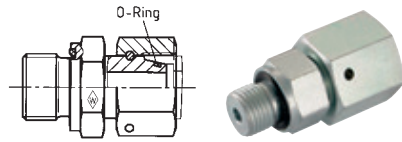


For PPE
see pages 1750-1760

ADJUSTABLE STUD COUPLINGS



Standpipes, Metric



Captive Seal, Light-duty

0350	Thread	OD mm	Max Pressure Bar
EGESD6LMWD	M10 x 1	6	500
EGESD8LMWD	M12 x 1.5	8	500
EGESD10LMWD	M14 x 1.5	10	500
EGESD12LMWD	M16 x 1.5	12	400
EGESD15LMWD	M18 x 1.5	15	400
EGESD18LMWD	M22 x 1.5	18	400
EGESD22LMWD	M26 x 1.5	22	250
EGESD28LMWD	M33 x 2	28	250
EGESD35LMWD	M42 x 2	35	250
EGESD42LMWD	M48 x 2	42	250

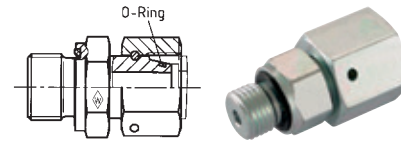
Tech Sheet 1690

Captive Seal, Heavy-duty

0350	Thread	OD mm	Max Pressure Bar
EGESD6SMWD	M12 x 1.5	6	800
EGESD8SMWD	M14 x 1.5	8	800
EGESD10SMWD	M16 x 1.5	10	800
EGESD12SMWD	M18 x 1.5	12	630
EGESD14SMWD	M20 x 1.5	14	630
EGESD16SMWD	M22 x 1.5	16	630
EGESD20SMWD	M27 x 2	20	420
EGESD25SMWD	M33 x 2	25	420
EGESD30SMWD	M42 x 2	30	400
EGESD38SMWD	M48 x 2	38	400

Tech Sheet 1690

Standpipes, BSPP



Captive Seal, Light-duty

0350	Thread	OD mm	Max Pressure Bar
EGESD6LRWD	1/8"	6	500
EGESD8LRWD	1/4"	8	500
EGESD10LRWD	1/4"	10	500
EGESD12LRWD	3/8"	12	400
EGESD15LRWD	1/2"	15	400
EGESD18LRWD	1/2"	18	400
EGESD22LRWD	3/4"	22	250
EGESD28LRWD	1"	28	250
EGESD35LRWD	1.1/4"	35	250
EGESD42LRWD	1.1/2"	42	250

Tech Sheet 1691

Captive Seal, Heavy-duty

0350	Thread	OD mm	Max Pressure Bar
EGESD6SRWD	1/4"	6	800
EGESD8SRWD	1/4"	8	800
EGESD12SRWD	3/8"	12	630
EGESD10SRWD	3/8"	10	800
EGESD12SR1/2WD	1/2"	12	630
EGESD14SRWD	1/2"	14	630
EGESD16SRWD	1/2"	16	630
EGESD20SRWD	3/4"	20	420
EGESD25SRWD	1"	25	420
EGESD30SRWD	1.1/4"	30	400
EGESD38SRWD	1.1/2"	38	400

Tech Sheet 1691

Standpipes, NPT



Light-duty

0350	Thread	OD mm	Max Pressure Bar
EGESD6L1/8NPT	1/8"	6	250
EGESD8L1/4NPT	1/4"	8	250
EGESD10L1/4NPT	1/4"	10	250
EGESD12L3/8NPT	3/8"	12	250
EGESD15L1/2NPT	1/2"	15	250
EGESD18L1/2NPT	1/2"	18	160
EGESD22L3/4NPT	3/4"	22	160
EGESD28L1NPT	1"	28	100

Tech Sheet 1692

Heavy-duty

0350	Thread	OD mm	Max Pressure Bar
EGESD6S1/4NPT	1/4"	6	630
EGESD8S1/4NPT	1/4"	8	630
EGESD10S3/8NPT	3/8"	10	630
EGESD12S3/8NPT	3/8"	12	630
EGESD16S1/2NPT	1/2"	16	400
EGESD20S3/4NPT	3/4"	20	400
EGESD25S1NPT	1"	25	400
EGESD30S11/4NPT	1.1/4"	30	250
EGESD38S11/2NPT	1.1/2"	38	250

Tech Sheet 1692

Straight Couplings

Nuts on either side are retractable to back of O-Ring groove, but only one at a time.



Equal Straight, Light-duty

0350	OD mm	Max Pressure Bar
SNV6L	6	500
SNV8L	8	500
SNV10L	10	500
SNV12L	12	400
SNV15L	15	400
SNV18L	18	400
SNV22L	22	250
SNV28L	28	250
SNV35L	35	250
SNV42L	42	250


Tech Sheet 1693

Equal Straight, Heavy-duty

0350	OD mm	Max Pressure Bar
SNV6S	6	800
SNV8S	8	800
SNV10S	10	800
SNV12S	12	630
SNV14S	14	630
SNV16S	16	630
SNV20S	20	420
SNV25S	25	420
SNV30S	30	400
SNV38S	38	400

Tech Sheet 1693

You might also need
Hydraulic Tubing
see pages 179-183



For **Hydraulic Tube Clamps**
see pages 184-200

SWIVEL COUPLINGS



Straight Couplings

Nuts on either side are retractable to back of O-Ring groove

Unequal Straight, Light-duty

0350	OD mm	OD mm	Max Pressure Bar
SNV8/6L	8	6	500
SNV10/6L	10	6	500
SNV10/8L	10	8	500
SNV12/6L	12	6	400
SNV12/8L	12	8	400
SNV12/10L	12	10	400
SNV15/8L	15	8	400
SNV15/10L	15	10	400
SNV15/12L	15	12	400
SNV18/10L	18	10	400
SNV18/12L	18	12	400
SNV18/15L	18	15	400
SNV22/12L	22	12	250
SNV22/15L	22	15	250
SNV28/15L	28	15	250
SNV28/18L	28	18	250
SNV28/22L	28	22	250
SNV35/18L	35	18	250
SNV35/22L	35	22	250
SNV35/28L	35	28	250
SNV42/22L	42	22	250
SNV42/28L	42	28	250
SNV42/35L	42	35	250

Tech Sheet 1694



Unequal Straight, Heavy-duty

0350	OD mm	OD mm	Max Pressure Bar
SNV8/6S	8	6	800
SNV10/6S	10	6	800
SNV10/8S	10	8	800
SNV12/6S	12	6	630
SNV12/8S	12	8	630
SNV12/10S	12	10	630
SNV16/10S	16	10	630
SNV16/12S	16	12	630
SNV20/12S	20	12	420
SNV20/16S	20	16	420
SNV25/16S	25	16	420
SNV25/20S	25	20	420
SNV30/16S	30	16	400
SNV30/20S	30	20	400
SNV30/25S	30	25	400
SNV38/20S	38	20	400
SNV38/25S	38	25	400
SNV38/30S	38	30	400

Tech Sheet 1694



Unequal Straight, Light to Heavy-duty

0350	OD mm	OD mm	Max Pressure Bar
SNV6L/6S	6	6	400
SNV8L/8S	8	8	400
SNV10L/10S	10	10	400
SNV12L/12S	12	12	400
SNV18L/16S	18	16	400
SNV22L/20S	22	20	250
SNV28L/25S	28	25	250
SNV35L/30S	35	30	250
SNV42L/38S	42	38	250

Tech Sheet 1695

Unequal Straight, Heavy to Light-duty

0350	OD mm	OD mm	Max Pressure Bar
SNV16S/15L	16	15	400
SNV20S/18L	20	18	400
SNV25S/22L	25	22	250
SNV30S/28L	30	28	250
SNV38S/35L	38	35	250

Tech Sheet 1695

Adjustable Swivel Elbows



Light-duty

0350	Thread	OD mm	Max Pressure Bar
EWVD6L	M12 x 1.5	6	500
EWVD8L	M14 x 1.5	8	500
EWVD10L	M16 x 1.5	10	500
EWVD12L	M18 x 1.5	12	400
EWVD15L	M22 x 1.5	15	400
EWVD18L	M26 x 1.5	18	400
EWVD22L	M30 x 2	22	250
EWVD28L	M36 x 2	28	250
EWVD35L	M45 x 2	35	250
EWVD42L	M52 x 2	42	250

Tech Sheet 1696

Adjustable Run Tees



Light-duty

0350	Thread	OD mm	Max Pressure Bar
ELVD6L	M12 x 1.5	6	500
ELVD8L	M14 x 1.5	8	500
ELVD10L	M16 x 1.5	10	500
ELVD12L	M18 x 1.5	12	400
ELVD15L	M22 x 1.5	15	400
ELVD18L	M26 x 1.5	18	400
ELVD22L	M30 x 2	22	250
ELVD28L	M36 x 2	28	250
ELVD35L	M45 x 2	35	250
ELVD42L	M52 x 2	42	250

Tech Sheet 1697

Adjustable Branch Tees



Light-duty

0350	Thread	OD mm	Max Pressure Bar
ETVD6L	M12 x 1.5	6	500
ETVD8L	M14 x 1.5	8	500
ETVD10L	M16 x 1.5	10	500
ETVD12L	M18 x 1.5	12	400
ETVD15L	M22 x 1.5	15	400
ETVD18L	M26 x 1.5	18	400
ETVD22L	M30 x 2	22	250
ETVD28L	M36 x 2	28	250
ETVD35L	M45 x 2	35	250
ETVD42L	M52 x 2	42	250

Tech Sheet 1698

Heavy-duty

0350	Thread	OD mm	Max Pressure Bar
EWVD6S	M14 x 1.5	6	800
EWVD8S	M16 x 1.5	8	800
EWVD10S	M18 x 1.5	10	800
EWVD12S	M20 x 1.5	12	630
EWVD14S	M22 x 1.5	14	630
EWVD16S	M24 x 1.5	16	630
EWVD20S	M30 x 2	20	420
EWVD25S	M36 x 2	25	420
EWVD30S	M42 x 2	30	400
EWVD38S	M52 x 2	38	400

Tech Sheet 1696

Heavy-duty

0350	Thread	OD mm	Max Pressure Bar
ELVD6S	M14 x 1.5	6	800
ELVD8S	M16 x 1.5	8	800
ELVD10S	M18 x 1.5	10	800
ELVD12S	M20 x 1.5	12	630
ELVD14S	M22 x 1.5	14	630
ELVD16S	M24 x 1.5	16	630
ELVD20S	M30 x 2	20	420
ELVD25S	M36 x 2	25	420
ELVD30S	M42 x 2	30	400
ELVD38S	M52 x 2	38	400

Tech Sheet 1697

Heavy-duty

0350	Thread	OD mm	Max Pressure Bar
ETVD6S	M14 x 1.5	6	800
ETVD8S	M16 x 1.5	8	800
ETVD10S	M18 x 1.5	10	800
ETVD12S	M20 x 1.5	12	630
ETVD14S	M22 x 1.5	14	630
ETVD16S	M24 x 1.5	16	630
ETVD20S	M30 x 2	20	420
ETVD25S	M36 x 2	25	420
ETVD30S	M42 x 2	30	400
ETVD38S	M52 x 2	38	400

Tech Sheet 1698

FEMALE STUD & GAUGE COUPLINGS



Female Stud Couplings



Female Stud Metric, Light-duty

0350	Thread	OD mm	Max Pressure Bar
GAV6LM	M10 x 1	6	250
GAV8LM	M12 x 1.5	8	250
GAV10LM	M14 x 1.5	10	250
GAV12LM	M16 x 1.5	12	250
GAV15LM	M18 x 1.5	15	250
GAV18LM	M22 x 1.5	18	160
GAV22LM	M26 x 1.5	22	160

Tech Sheet 1699

Female Stud Metric, Heavy-duty

0350	Thread	OD mm	Max Pressure Bar
GAV6SM	M12 x 1.5	6	630
GAV8SM	M14 x 1.5	8	630
GAV10SM	M16 x 1.5	10	630
GAV12SM	M18 x 1.5	12	630
GAV14SM	M20 x 1.5	14	630
GAV16SM	M22 x 1.5	16	400
GAV20SM	M27 x 2	20	400

Tech Sheet 1699



Female Stud BSPP, Light-duty

0350	Thread	OD mm	Max Pressure Bar
GAV6LR	1/8"	6	250
GAV8LR	1/4"	8	250
GAV10LR	1/4"	10	250
GAV12LR1/4	1/4"	12	250
GAV12LR	3/8"	12	250
GAV15LR	1/2"	15	250
GAV18LR	1/2"	18	160
GAV22LR	3/4"	22	160
GAV28LR	1"	28	100
GAV35LR	1.1/4"	35	100
GAV42LR	1.1/2"	42	100

Tech Sheet 1700

Female Stud BSPP, Heavy-duty

0350	Thread	OD mm	Max Pressure Bar
GAV6SR	1/4"	6	630
GAV8SR	1/4"	8	630
GAV10SR	3/8"	10	630
GAV12SR	3/8"	12	630
GAV14SR	1/2"	14	630
GAV16SR	1/2"	16	400
GAV20SR	3/4"	20	400
GAV25SR	1"	25	400
GAV30SR	1.1/4"	30	250
GAV38SR	1.1/2"	38	250

Tech Sheet 1700

Female Gauge Couplings



Female Gauge BSPP, Tube, Light-duty

0350	Thread	OD mm	Max Pressure Bar
MAV6LR	1/4"	6	500
MAV8LR	1/4"	8	500
MAV10LR	1/4"	10	500
MAV12LR	1/4"	12	400

Tech Sheet 1701

Female Gauge BSPP, Tube, Heavy-duty

0350	Thread	OD mm	Max Pressure Bar
MAV6SR	1/2"	6	800
MAV8SR	1/2"	8	800
MAV10SR	1/2"	10	800
MAV12SR	1/2"	12	630

Tech Sheet 1701



Female Gauge BSPP, Swivel, Light-duty

0350	Thread	OD mm	Max Pressure Bar
EMASD6LR	1/4"	6	500
EMASD8LR	1/4"	8	500
EMASD10LR	1/4"	10	500
EMASD12LR	1/4"	12	400

Tech Sheet 1702

Female Gauge BSPP, Swivel, Heavy-duty

0350	Thread	OD mm	Max Pressure Bar
EMASD6SR	1/2"	6	630
EMASD8SR	1/2"	8	630
EMASD10SR	1/2"	10	630
EMASD12SR	1/2"	12	630

Tech Sheet 1702

Sealing Ring for Gauge Coupling



Steel

0350	To Suit
DKRR1/4MANOM.A3L	1/4"
DKRR1/2MANOM.A3L	1/2"



Customers who bought from this page also purchased **Glycerine Gauges** see pages 414-416

REDUCING COUPLINGS



Reducing Inserts



Light-duty

0350	OD mm	OD mm	Max Pressure Bar
REDVDN8/6L	8	6	500
REDVDN10/8L	10	8	500
REDVDN10/6L	10	6	500
REDVDN12/10L	12	10	400
REDVDN12/8L	12	8	400
REDVDN12/6L	12	6	400
REDVDN15/12L	15	12	400
REDVDN15/10L	15	10	400
REDVDN15/8L	15	8	400
REDVDN15/6L	15	6	400
REDVDN18/15L	18	15	400
REDVDN18/12L	18	12	400
REDVDN18/10L	18	10	400
REDVDN18/8L	18	8	400
REDVDN18/6L	18	6	400
REDVDN22/18L	22	18	250
REDVDN22/15L	22	15	250
REDVDN22/12L	22	12	250
REDVDN22/10L	22	10	250
REDVDN22/8L	22	8	250
REDVDN28/22L	28	22	250
REDVDN28/18L	28	18	250
REDVDN28/15L	28	15	250
REDVDN28/12L	28	12	250
REDVDN28/10L	28	10	250
REDVDN35/28L	35	28	250
REDVDN35/22L	35	22	250
REDVDN35/18L	35	18	250
REDVDN35/15L	35	15	250
REDVDN42/35L	42	35	250
REDVDN42/22L	42	22	250
REDVDN42/18L	42	18	250
REDVDN42/15L	42	15	250

Tech Sheet 1703



Heavy-duty

0350	OD mm	OD mm	Max Pressure Bar
REDVDN8/6S	8	6	800
REDVDN10/8S	10	8	800
REDVDN10/6S	10	6	800
REDVDN12/10S	12	10	630
REDVDN12/8S	12	8	630
REDVDN12/6S	12	6	630
REDVDN14/12S	14	12	630
REDVDN14/10S	14	10	630
REDVDN14/8S	14	8	630
REDVDN14/6S	14	6	630
REDVDN16/14S	16	14	630
REDVDN16/12S	16	12	630
REDVDN16/10S	16	10	630
REDVDN16/8S	16	8	630
REDVDN16/6S	16	6	630
REDVDN20/16S	20	16	420
REDVDN20/14S	20	14	420
REDVDN20/12S	20	12	420
REDVDN20/10S	20	10	420
REDVDN20/8S	20	8	420
REDVDN20/6S	20	6	420
REDVDN25/20S	25	20	420
REDVDN25/16S	25	16	420
REDVDN25/14S	25	14	420
REDVDN25/12S	25	12	420
REDVDN25/10S	25	10	420
REDVDN25/8S	25	8	420
REDVDN30/25S	30	25	400
REDVDN30/20S	30	20	400
REDVDN30/16S	30	16	400
REDVDN30/14S	30	14	400
REDVDN30/12S	30	12	400
REDVDN38/30S	38	30	400
REDVDN38/25S	38	25	400
REDVDN38/20S	38	20	400
REDVDN38/16S	38	16	400
REDVDN38/10S	38	10	400

Tech Sheet 1704

For **Bonded Seals**
see pages 109-112



DIN 2353 BODY ONLY FITTINGS



Male Stud Coupling



Light-duty, Form B, BSPP

0350	Thread	OD mm
GES 6 LR	1/8"	6
GES 6 LR 1/4	1/4"	6
GES 8 LR 1/8	1/8"	8
GES 8 LR	1/4"	8
GES 8 LR 3/8	3/8"	8
GES 10 LR	1/4"	10
GES 10 LR 3/8	3/8"	10
GES 10 LR 1/2	1/2"	10
GES 12 LR 1/4	1/4"	12
GES 12 LR	3/8"	12
GES 12 LR 1/2	1/2"	12
GES 15 LR	1/2"	15
GES 15 LR 3/4	3/4"	15
GES 18 LR	1/2"	18
GES 22 LR 1/2	1/2"	22
GES 22 LR	3/4"	22
GES 28 LR 3/4	3/4"	28
GES 28 LR	1"	28
GES 35 LR	1.1/4"	35
GES 42 LR	1.1/2"	42

Heavy-duty, Form B, BSPP

0350	Thread	OD mm
GES 6 SR	1/4"	6
GES 8 SR	1/4"	8
GES 8 SR 3/8	3/8"	8
GES 10 SR 1/4	1/4"	10
GES 10 SR	3/8"	10
GES 10 SR 1/2	1/2"	12
GES 12 SR 1/4	1/4"	12
GES 12 SR	3/8"	12
GES 12 SR 1/2	1/2"	12
GES 14 SR	1/2"	14
GES 16 SR 3/8	3/8"	16
GES 16 SR	1/2"	16
GES 16 SR 3/4	3/4"	16
GES 20 SR 1/2	1/2"	20
GES 20 SR	3/4"	20
GES 25 SR 3/4	3/4"	25
GES 25 SR	1"	25
GES 30 SR	1.1/4"	30
GES 38 SR 1.1/4	1.1/4"	38
GES 38 SR	1.1/2"	38



Light-duty, WD Seal, BSPP

0350	Thread	OD mm
GES 6 LR-WD	1/8"	6
GES 6 LR 1/4-WD	1/4"	6
GES 8 LR 1/8-WD	1/8"	8
GES 8 LR-WD	1/4"	8
GES 8 LR 3/8-WD	3/8"	8
GES 10 LR-WD	1/4"	10
GES 10 LR 3/8-WD	3/8"	10
GES 10 LR 1/2-WD	1/2"	10
GES 12 LR 1/4-WD	1/4"	12
GES 12 LR-WD	3/8"	12
GES 12 LR 1/2-WD	1/2"	12
GES 15 LR-WD	1/2"	15
GES 18 LR-WD	1/2"	18
GES 22 LR-WD	3/4"	22
GES 28 LR-WD	1"	28
GES 35 LR-WD	1.1/4"	35
GES 42 LR-WD	1.1/2"	42

Heavy-duty, WD Seal, BSPP

0350	Thread	OD mm
GES 6 SR-WD	1/4"	6
GES 8 SR-WD	1/4"	8
GES 8 SR 3/8-WD	3/8"	8
GES 10 SR 1/4-WD	1/4"	10
GES 10 SR-WD	3/8"	10
GES 10 SR 1/2-WD	1/2"	10
GES 12 SR 1/4-WD	1/4"	12
GES 12 SR-WD	3/8"	12
GES 12 SR 1/2-WD	1/2"	12
GES 14 SR-WD	1/2"	14
GES 16 SR 3/8-WD	3/8"	16
GES 16 SR-WD	1/2"	16
GES 16 SR 3/4-WD	3/4"	16
GES 20 SR-WD	3/4"	20
GES 25 SR 3/4-WD	3/4"	25
GES 25 SR-WD	1"	25
GES 30 SR-WD	1.1/4"	30
GES 38 SR-WD	1.1/2"	38



Light-duty, 60° Cone, BSPP

0350	Thread	OD mm
GES6 LRFOA	1/8"	6
GES6 LR 1/4FOA	1/4"	6
GES6 LR 3/8FOA	3/8"	6
GES8 LR 1/8FOA	1/8"	8
GES8 LRFOA	1/4"	8
GES8 LR 3/8FOA	3/8"	8
GES10 LRFOA	1/4"	10
GES10 LR 3/8FOA	3/8"	10
GES10 LR 1/2FOA	1/2"	10
GES12 LRFOA	3/8"	12
GES12 LR 1/4FOA	1/4"	12
GES12 LR 1/2FOA	1/2"	12
GES15 LR 3/8FOA	3/8"	15
GES15 LRFOA	1/2"	15
GES18 LRFOA	1/2"	18
GES18 LR 3/4FOA	3/4"	18
GES22 LR 1/2FOA	1/2"	22
GES22 LRFOA	3/4"	22
GES28 LR 3/4FOA	3/4"	28
GES28 LRFOA	1"	28

Heavy-duty, 60° Cone, BSPP

0350	Thread	OD mm
GES8 SRFOA	1/4"	8
GES10 SR 1/4FOA	1/4"	10
GES10 SRFOA	3/8"	10
GES12 SR 1/4FOA	1/4"	12
GES12 SRFOA	3/8"	12
GES12 SR 1/2FOA	1/2"	12
GES14 SRFOA	1/2"	14
GES16 SR 3/8FOA	3/8"	16
GES16 SRFOA	1/2"	16
GES16 SR 3/4FOA	3/4"	16
GES20 SR 1/2FOA	1/2"	20
GES20 SRFOA	3/4"	20
GES25 SR 3/4FOA	3/4"	25
GES25 SRFOA	1"	25
GES30 SR 1FOA	1"	30
GES35 LRFOA	1.1/4"	35
GES38 SR 1FOA	1"	38
GES38 SR 1.1/4FOA	1.1/4"	38

DIN 2353 BODY ONLY FITTINGS



Straight Coupling



Light-duty

0350	OD mm
GS 6 L	6
GS 8 L	8
GS 10 L	10
GS 12 L	12
GS 15 L	15
GS 18 L	18
GS 22 L	22
GS 28 L	28
GS 35 L	35
GS 42 L	42

Heavy-duty

0350	OD mm
GS 6 S	6
GS 8 S	8
GS 10 S	10
GS 12 S	12
GS 14 S	14
GS 16 S	16
GS 20 S	20
GS 25 S	25
GS 30 S	30
GS 38 S	38

Female Stud Coupling



Light-duty, BSPP

0350	Thread	OD mm
GAS 6 LR	1/8"	6
GAS 8 LR	1/4"	8
GAS 10 LR	1/4"	10
GAS 12 LR 1/4	1/4"	12
GAS 12 LR	3/8"	12
GAS 15 LR	1/2"	15
GAS 18 LR	1/2"	18
GAS 22 LR	3/4"	22
GAS 28 LR	1"	28
GAS 35 LR	1.1/4"	35
GAS 42 LR	1.1/2"	42

Straight Bulkhead Coupling



Light-duty

0350	OD mm
GSS 6 L	6
GSS 8 L	8
GSS 10 L	10
GSS 12 L	12
GSS 15 L	15
GSS 18 L	18
GSS 22 L	22
GSS 28 L	28
GSS 35 L	35
GSS 42 L	42

Heavy-duty

0350	OD mm
GSS 6 S	6
GSS 8 S	8
GSS 10 S	10
GSS 12 S	12
GSS 14 S	14
GSS 16 S	16
GSS 20 S	20
GSS 25 S	25
GSS 30 S	30
GSS 38 S	38

Equal Elbow



Light-duty

0350	OD mm
WS 6 L	6
WS 8 L	8
WS 10 L	10
WS 12 L	12
WS 15 L	15
WS 18 L	18
WS 22 L	22
WS 28 L	28
WS 35 L	35
WS 42 L	42

Heavy-duty

0350	OD mm
WS 6 S	6
WS 8 S	8
WS 12 S	12
WS 16 S	16
WS 20 S	20
WS 25 S	25
WS 30 S	30
WS 38 S	38

Equal Tee



Light-duty

0350	OD mm
TS 6 L	6
TS 8 L	8
TS 10 L	10
TS 12 L	12
TS 15 L	15
TS 18 L	18
TS 22 L	22
TS 28 L	28
TS 35 L	35
TS 42 L	42

Heavy-duty

0350	OD mm
TS 6 S	6
TS 8 S	8
TS 10 S	10
TS 12 S	12
TS 14 S	14
TS 16 S	16
TS 20 S	20
TS 25 S	25
TS 30 S	30
TS 38 S	38

DIN 2353 BODY ONLY FITTINGS



90° Swivel Elbow



Light-duty

0350	OD mm
EWSD 6 L	6
EWSD 8 L	8
EWSD 10 L	10
EWSD 12 L	12
EWSD 15 L	15
EWSD 18 L	18
EWSD 22 L	22
EWSD 28 L	28
EWSD 35 L	35
EWSD 42 L	42

Heavy-duty

0350	OD mm
EWSD 6 S	6
EWSD 8 S	8
EWSD 10 S	10
EWSD 12 S	12
EWSD 14 S	14
EWSD 16 S	16
EWSD 20 S	20
EWSD 25 S	25
EWSD 30 S	30
EWSD 38 S	38

45° Swivel Elbow



Light-duty

0350	OD mm
EWSD 45 6 L	6
EWSD 45 8 L	8
EWSD 45 10 L	10
EWSD 45 12 L	12
EWSD 45 15 L	15
EWSD 45 18 L	18
EWSD 45 22 L	22
EWSD 45 28 L	28
EWSD 45 35 L	35
EWSD 45 42 L	42

Heavy-duty

0350	OD mm
EWSD 45 6 S	6
EWSD 45 8 S	8
EWSD 45 10 S	10
EWSD 45 12 S	12
EWSD 45 16 S	16
EWSD 45 20 S	20
EWSD 45 25 S	25
EWSD 45 30 S	30
EWSD 45 38 S	38

Male Stud Elbow



Light-duty, BSPT

0350	Thread	OD mm
WES 6 LRK	1/8"	6
WES 6 LRK 1/4	1/4"	6
WES 8 LRK	1/4"	8
WES 10 LRK	1/4"	10
WES 10 LRK 3/8	3/8"	10
WES 12 LRK 1/4	1/4"	12
WES 12 LRK	3/8"	12
WES 15 LRK	1/2"	15
WES 18 LRK	1/2"	18

Heavy-duty, BSPT

0350	Thread	OD mm
WES 6 SRK	1/4"	6
WES 8 SRK	1/4"	8
WES 10 SRK	3/8"	10
WES 12 SRK	3/8"	12
WES 14 SRK	1/2"	14
WES 16 SRK	1/2"	16

Swivel Branch Tee



Light-duty

0350	OD mm
ETSD 6 L	6
ETSD 8 L	8
ETSD 10 L	10
ETSD 12 L	12
ETSD 15 L	15
ETSD 18 L	18
ETSD 22 L	22
ETSD 28 L	28
ETSD 35 L	35
ETSD 42 L	42

Heavy-duty

0350	OD mm
ETSD 6 S	6
ETSD 8 S	8
ETSD 10 S	10
ETSD 12 S	12
ETSD 14 S	14
ETSD 16 S	16
ETSD 20 S	20
ETSD 25 S	25
ETSD 30 S	30
ETSD 38 S	38

Swivel Run Tee




Light-duty

0350	OD mm
ELSD 6 L	6
ELSD 8 L	8
ELSD 10 L	10
ELSD 12 L	12
ELSD 15 L	15
ELSD 18 L	18
ELSD 22 L	22
ELSD 28 L	28
ELSD 35 L	35
ELSD 42 L	42

Heavy-duty

0350	OD mm
ELSD 6 S	6
ELSD 8 S	8
ELSD 10 S	10
ELSD 12 S	12
ELSD 14 S	14
ELSD 16 S	16
ELSD 20 S	20
ELSD 25 S	25
ELSD 30 S	30
ELSD 38 S	38



For Nuts & Olives
see pages 117-118

FLANGE COUPLINGS

Straight Flange Couplings

- O-Rings, spring washers and hexagon nuts must be purchased separately
- Comes complete with profile nut on!



35 Series

0350	OD mm	Max Pressure Bar
GFV10L35	10	315
GFV12L35	12	315
GFV15L35	15	250
GFV16L35	16	315

Tech Sheet 1705

40 Series

0350	OD mm	Max Pressure Bar
GFV15L40	15	100
GFV18L40	18	100
GFV22L40	22	100
GFV28L40	28	100

Tech Sheet 1705

55 Series

0350	OD mm	Max Pressure Bar
GFV20S55	20	250

Tech Sheet 1705

Elbow Flange Couplings



35 Series

0350	OD mm	Max Pressure Bar
WFF10L35	10	315
WFF12L35	12	315
WFF15L35	15	250
WFF16S35	16	315
WFF20S35	20	250

Tech Sheet 1706

40 Series

0350	OD mm	Max Pressure Bar
WFF15L40	15	100
WFF18L40	18	100
WFF22L40	22	100
WFF28L40	28	100
WFF35L40	35	100
WFF20S40	20	250

Tech Sheet 1706

55 Series

0350	OD mm	Max Pressure Bar
WFF22L55	22	100
WFF35L55	35	100
WFF42L55	42	100
WFF20S55	20	250
WFF25S55	25	250
WFF30S55	30	250

Tech Sheet 1706

O-Rings

- Sold as singles
- 1 required per unit



0350	To Suit
WAL610519	35 Series
WAL610499	40 Series
WAL610500	55 Series

Tech Sheet 1707

Spring Washers

- Sold as singles
- 4 required per unit



0350	To Suit
WAL020102	35/40 Series
WAL020104	55 Series

Hexagon Sockets

- Sold as singles
- 4 required per unit



0350	To Suit
WAL020309	35/40 Series
WAL020324	55 Series

Tech Sheet 1707

TOTAL

For Industrial Grade Hand Tools
see pages 1729-1741



VALVES

Non-return Valves

Tube to BSPP, Light-duty



0350	Thread	OD mm	Max Pressure Bar
RVV6LRWD	1/8"	6	400
RVV8LRWD	1/4"	8	400
RVV10LRWD	1/4"	10	400
RVV12LRWD	3/8"	12	400
RVV15LRWD	1/2"	15	400
RVV18LRWD	1/2"	18	400
RVV22LRWD	3/4"	22	250
RVV28LRWD	1"	28	250
RVV35LRWD	1.1/4"	35	250
RVV42LRWD	1.1/2"	42	250

Tech Sheet 1708

Tube to BSPP, Heavy-duty

0350	Thread	OD mm	Max Pressure Bar
RVV6SRWD	1/4"	6	400
RVV8SRWD	1/4"	8	400
RVV10SRWD	3/8"	10	400
RVV12SRWD	3/8"	12	400
RVV14SRWD	1/2"	14	400
RVV16SRWD	1/2"	16	400
RVV20SRWD	3/4"	20	400
RVV25SRWD	1"	25	250
RVV30SRWD	1.1/4"	30	250
RVV38SRWD	1.1/2"	38	250

Tech Sheet 1708

1 bar cracking pressure.

Tube to Tube, Light-duty



0350	OD mm	Max Pressure Bar
RV6L	6	400
RV8L	8	400
RV10L	10	400
RV12L	12	400
RV15L	15	400
RV18L	18	400
RV22L	22	250
RV28L	28	250
RV35L	35	250
RV42L	42	250

Tech Sheet 1709


Tube to Tube, Heavy-duty

0350	OD mm	Max Pressure Bar
RV6S	6	400
RV8S	8	400
RV10S	10	400
RV12S	12	400
RV14S	14	400
RV16S	16	400
RV20S	20	400
RV25S	25	250
RV30S	30	250
RV38S	38	250

Tech Sheet 1709

Flow from tube to male

BSPP x Tube, Light-duty



0350	Thread	OD mm	Max Pressure Bar
RVZ6LRWD	1/8"	6	400
RVZ8LRWD	1/4"	8	400
RVZ10LRWD	1/4"	10	400
RVZ12LRWD	3/8"	12	400
RVZ15LRWD	1/2"	15	400
RVZ18LRWD	1/2"	18	400
RVZ22LRWD	3/4"	22	250
RVZ28LRWD	1"	28	250
RVZ35LRWD	1.1/4"	35	250
RVZ42LRWD	1.1/2"	42	250


Tech Sheet 1710

BSPP x Tube, Heavy-duty

0350	Thread	OD mm	Max Pressure Bar
RVZ6SRWD	1/4"	6	400
RVZ8SRWD	1/4"	8	400
RVZ10SRWD	3/8"	10	400
RVZ12SRWD	3/8"	12	400
RVZ14SRWD	1/2"	14	400
RVZ16SRWD	1/2"	16	400
RVZ20SRWD	3/4"	20	400
RVZ25SRWD	1"	25	250
RVZ30SRWD	1.1/4"	30	250
RVZ38SRWD	1.1/2"	38	250

Tech Sheet 1710

Metric x Tube, Light-duty



0350	Thread	OD mm	Max Pressure Bar
RVZ6LMWD	M10 x 1	6	400
RVZ8LMWD	M12 x 1.5	8	400
RVZ10LMWD	M14 x 1.5	10	400
RVZ12LMWD	M16 x 1.5	12	400
RVZ15LMWD	M18 x 1.5	15	400
RVZ18LMWD	M22 x 1.5	18	400
RVZ22LMWD	M26 x 1.5	22	250
RVZ28LMWD	M33 x 2	28	250
RVZ35LMWD	M42 x 2	35	250
RVZ42LMWD	M48 x 2	42	250

Tech Sheet 1711

Metric x Tube, Heavy-duty

0350	Thread	OD mm	Max Pressure Bar
RVZ8SMWD	M14 x 1.5	8	400
RVZ10SMWD	M16 x 1.5	10	400
RVZ12SMWD	M18 x 1.5	12	400
RVZ14SMWD	M20 x 1.5	14	400
RVZ16SMWD	M22 x 1.5	16	400
RVZ20SMWD	M27 x 2	20	400
RVZ25SMWD	M33 x 2	25	250
RVZ30SMWD	M42 x 2	30	250
RVZ38SMWD	M48 x 2	38	250

Tech Sheet 1711

Shuttle Valves



Ball Seat, Light-duty

0350	OD mm	Max Pressure Bar
TWV8L	8	250
TWV10L	10	250
TWV12L	12	250

Tech Sheet 1712

VALVES



Compression Ball Valves

Tube connection both ends. The ball seal is pre-loaded, which ensures tight sealing even at lower pressures. Owing to the ball's floating position, any rise in pressure will progressively push the ball closer to the seal. Handles can be fitted in any position at 45° angles.



Light-duty

0350	OD mm	Max Pressure Bar
KHV6L	6	400
KHV8L	8	400
KHV10L	10	400
KHV12L	12	400
KHV15L	15	400
KHV18L	18	400
KHV22L	22	250
KHV28L	28	250
KHV35L	35	250
KHV42L	42	210

Tech Sheet 1713

Heavy-duty

0350	OD mm	Max Pressure Bar
KHV8S	8	500
KHV10S	10	500
KHV12S	12	500
KHV14S	14	500
KHV16S	16	500
KHV20S	20	500
KHV25S	25	400
KHV30S	30	315
KHV38S	38	315

Tech Sheet 1713

Compression L Ported Ball Valves

Tube connection all ports.

Warning: Port A must always be in the open position. Pressure may only be applied from this side. Application of pressure through the other ports is not permissible and may cause malfunction.



L Ported, Light-duty

0350	OD mm	Max Pressure Bar
KH3KV8L-LPORT	8	400
KH3KV10L-LPORT	10	400
KH3KV12L-LPORT	12	350
KH3KV15L-LPORT	15	350

Tech Sheet 1714

Compression T Ported Ball Valves



T Ported, Light-duty

0350	OD mm	Max Pressure Bar
KH3KV10L-TPORT	10	400
KH3KV12L-TPORT	12	350
KH3KV15L-TPORT	15	350

Tech Sheet 1714

STANDPIPE ADAPTORS



Metric Standpipe Adaptors, Mild Steel, BSPP

L Series

0023	Thread	OD mm
2101-7991	1/8"	6
2101-8007	1/4"	8
2135-2869	3/8"	8
2135-2885	1/8"	10
2101-8023	1/4"	10
2135-2893	1/4"	12
2101-8031	3/8"	12
2135-2901	1/2"	12
2135-3206	3/8"	15
2135-3214	3/8"	18
2135-3222	3/4"	18
2101-8049	1/2"	15
2101-8064	1/2"	18
2101-8072	3/4"	22
2135-3230	3/4"	28
2101-8080	1"	28
2101-8098	1.1/4"	35
2101-8114	1.1/2"	42

BSPP Threads internal 60° coned as standard.

S Series

0023	Thread	OD mm
2101-8122	1/4"	6
2101-8130	1/4"	8
2135-3321	3/8"	8
2101-8148	3/8"	10
2135-3339	1/4"	12
2101-8163	3/8"	12
2135-3347	1/2"	12
2101-8189	1/2"	14
2135-3354	3/8"	16
2101-8197	1/2"	16



0023	Thread	OD mm
2135-3362	3/4"	16
2135-3388	1/2"	20
2101-8205	3/4"	20
2135-3396	1"	20
2135-3404	3/4"	25
2101-8213	1"	25
2135-3412	1"	30
2101-8221	1.1/4"	30
2101-8239	1.1/2"	38

HIGH PRESSURE METRIC TUBE COUPLINGS



Benefits:

- Leak free O-Ring seal
- Safe joint every time
- Low tightening torque and clamping force rises with the internal pressure
- Low installed cost, no welding (so inert gas purging, NDT and excessive flushing are not required), minimal tube preparation and no special assembly equipment required
- Demountable and reusable, can be used with most tube materials



Working Temperature:

Nitrile: -40°C to +100°C
Viton: -20°C to +150°C

Features:

- Body – mild steel, stainless steel or cupro-nickel. Compatible with most fluids and environments. Locates O-Ring and tube.
- O-Ring – nitrile, FPM (Viton), EP or FEP encapsulated FPM. Compatible with most fluids. Highly resistant to leakage even under severe vibration, pressure pulsation and temperature cycling. Provides diametric seal between tube OD and body cavity.
- Nut – mild steel, stainless steel or cupro-nickel. Compatible with most environments. Closes split collet and retains sealing mechanism.
- Back-up washer – mild steel, stainless steel, or cupro-nickel. Provides additional support from the tube and locates the O-Ring.
- Split collet – mild steel, stainless steel or cupro-nickel. Clamping force rises with pressure. Large clamping area ensures minimal deformation of the tube. Retains tube in position.



Maximum Working Pressure:

6mm to 22mm: 680 bar
25mm to 50mm: 500 bar

Technical:

- 3:1 safety factor
- Derate by 50% for high pressure gas systems
- Pressure ratings based on the tube OD tolerance to BS3602 and DIN2391C

All fittings also available in the following materials upon request:

- Stainless steel
- Cupro-nickel

Seals available on request:

- EP (ethylene propylene)
- FEP encapsulated FPM

All fittings supplied with Nitrile seals as standard.

Straight Couplings



Tube x Tube

0459	OD mm
KRAM6CR	6
KRAM8CR	8
KRAM10CR	10
KRAM12CR	12
KRAM16CR	16
KRAM20CR	20
KRAM22CR	22
KRAM25CR	25
KRAM30CR	30
KRAM38CR	38
KRAM50CR	50

Tech Sheet 20544

Equal Bulkheads



Tube x Tube

0459	OD mm
KRAM6BPR	6
KRAM8BPR	8
KRAM10BPR	10
KRAM12BPR	12
KRAM16BPR	16
KRAM20BPR	20
KRAM22BPR	22
KRAM25BPR	25
KRAM30BPR	30
KRAM38BPR	38
KRAM50BPR	50

Tech Sheet 20545

Reducing Branch Tees



Tube x Tube

0459	OD mm	OD mm
KRAM12-M8ROTR	12	8
KRAM16-M8ROTR	16	8
KRAM20-M8ROTR	20	8
KRAM25-M12ROTR	25	12
KRAM25-M16ROTR	25	16
KRAM30-M16ROTR	30	16
KRAM38-M20ROTR	38	20

Tech Sheet 20548

Equal Elbows



Tube x Tube

0459	OD mm
KRAM6ER	6
KRAM8ER	8
KRAM10ER	10
KRAM12ER	12
KRAM16ER	16
KRAM20ER	20
KRAM22ER	22
KRAM25ER	25
KRAM30ER	30
KRAM38ER	38
KRAM50ER	50

Tech Sheet 20546

Equal Tees



Tube x Tube

0459	OD mm
KRAM6TR	6
KRAM8TR	8
KRAM10TR	10
KRAM12TR	12
KRAM16TR	16
KRAM20TR	20
KRAM22TR	22
KRAM25TR	25
KRAM30TR	30
KRAM38TR	38
KRAM50TR	50

Tech Sheet 20547

Minimum order quantity on selected items may apply

HIGH PRESSURE METRIC TUBE COUPLINGS



Male Stud Couplings



BSPP

0459	OD mm	Thread
KRAM6-2MSCR	6	1/8"
KRAM6-4MSCR	6	1/4"
KRAM6-6MSCR	6	3/8"
KRAM8-2MSCR	8	1/8"
KRAM8-4MSCR	8	1/4"
KRAM8-6MSCR	8	3/8"
KRAM10-4MSCR	10	1/4"
KRAM10-6MSCR	10	3/8"
KRAM10-8MSCR	10	1/2"
KRAM12-4MSCR	12	1/4"
KRAM12-6MSCR	12	3/8"
KRAM12-8MSCR	12	1/2"
KRAM12-12MSCR	12	3/4"
KRAM16-6MSCR	16	3/8"
KRAM16-8MSCR	16	1/2"
KRAM16-12MSCR	16	3/4"
KRAM20-8MSCR	20	1/2"
KRAM20-12MSCR	20	3/4"
KRAM20-16MSCR	20	1"
KRAM25-12MSCR	25	3/4"
KRAM25-16MSCR	25	1"
KRAM25-20MSCR	25	1.1/4"
KRAM30-16MSCR	30	1"
KRAM30-20MSCR	30	1.1/4"
KRAM38-16MSCR	38	1"
KRAM38-20MSCR	38	1.1/4"
KRAM38-24MSCR	38	1.1/2"
KRAM50-20MSCR	50	1.1/4"
KRAM50-24MSCR	50	1.1/2"
KRAM50-32MSCR	50	2"

Tech Sheet 20549

Male Stud Bulkheads



BSPP

0459	OD mm	Thread
KRAM8-4BHR	8	1/4"
KRAM10-6BHR	10	3/8"
KRAM12-6BHR	12	3/8"
KRAM16-8BHR	16	1/2"
KRAM20-12BHR	20	3/4"
KRAM25-16BHR	25	1"
KRAM38-20BHR	38	1.1/4"
KRAM38-24BHR	38	1.1/2"

Tech Sheet 20555

Female Stud Couplings



BSPP

0459	OD mm	Thread
KRAM6-4FSCR	6	1/4"
KRAM8-6FSCR	8	3/8"
KRAM12-6FSCR	12	3/8"
KRAM16-8FSCR	16	1/2"
KRAM20-12FSCR	20	3/4"
KRAM25-16FSCR	25	1"
KRAM30-20FSCR	30	1.1/4"
KRAM38-24FSCR	38	1.1/2"
KRAM50-32FSCR	50	2"

Tech Sheet 20550

Banjos



BSPP

0459	OD mm	Thread
KRAM6-4BJR	6	1/4"
KRAM8-4BJR	8	1/4"
KRAM10-6BJR	10	3/8"
KRAM12-6BJR	12	3/8"
KRAM16-8BJR	16	1/2"
KRAM20-12BJR	20	3/4"
KRAM25-16BJR	25	3/4"
KRAM30-20BJR	30	1.1/4"
KRAM38-24BJR	38	1.1/2"

Tech Sheet 20556

Female Branch Tees



BSPP

0459	OD mm	Thread
KRAM10-6FOTR	10	3/8"
KRAM12-6FOTR	12	3/8"
KRAM16-8FOTR	16	1/2"
KRAM30-20FOTR	30	1.1/4"
KRAM38-20FOTR	38	1.1/4"
KRAM38-24FOTR	38	1.1/2"
KRAM50-24FOTR	50	1.1/2"

Tech Sheet 20551

Breakaway Adaptors




OD


0459	OD mm
KRAM8BCR	8
KRAM10BCR	10
KRAM12BCR	12
KRAM16BCR	16
KRAM20BCR	20
KRAM22BCR	22
KRAM25BCR	25
KRAM30BCR	30
KRAM38BCR	38
KRAM50BCR	50

Tech Sheet 20552

You might also need
Hydraulic Tubing
see pages 179-183



For **Hydraulic Tube Clamps**
see pages 184-200



Minimum order quantity on selected items may apply

HIGH PRESSURE METRIC TUBE COUPLINGS



Reducing Nut Adaptors



Tube x Tube

0459	OD mm	OD mm
KRAM10-M6RNR	10	6
KRAM10-M8RNR	10	8
KRAM12-M8RNR	12	8
KRAM12-M10RNR	12	10
KRAM16-M8RNR	16	8
KRAM16-M12RNR	16	12
KRAM20-M10RNR	20	10
KRAM20-M12RNR	20	12
KRAM20-M16RNR	20	16
KRAM25-M12RNR	25	12
KRAM25-M16RNR	25	16
KRAM25-M20RNR	25	20
KRAM30-M25RNR	30	25
KRAM38-M20RNR	38	20
KRAM38-M25RNR	38	25
KRAM38-M30RNR	38	30
KRAM50-M25RNR	50	25
KRAM50-M30RNR	50	30
KRAM50-M38RNR	50	38

Tech Sheet 20557

Blanking End Plugs



OD

0459	OD mm
KRM6BPGR	6
KRM8BPGR	8
KRM10BPGR	10
KRM20BPGR	20
KRM22BPGR	22
KRM25BPGR	25
KRM30BPGR	30
KRM38BPGR	38
KRM50BPGR	50

Tech Sheet 20553

Washers



OD

0459	OD mm
KRM6W	6
KRM8W	8
KRM10W	10
KRM12W	12
KRM16W	16
KRM20W	20
KRM22W	22
KRM25W	25
KRM30W	30
KRM38W	38
KRM50W	50

Tech Sheet 20553

Collets



OD

0459	OD mm
KRM6R	6
KRM8R	8
KRM10R	10
KRM12R	12
KRM16R	16
KRM20R	20
KRM22R	22
KRM25R	25
KRM30R	30
KRM38R	38
KRM50R	50

Tech Sheet 20553

Nuts



OD

0459	OD mm
KRM6NCR	6
KRM8NCR	8
KRM10NCR	10
KRM12NCR	12
KRM16NCR	16
KRM20NCR	20
KRM22NCR	22
KRM25NCR	25
KRM30NCR	30
KRM38NCR	38
KRM50NCR	50

Tech Sheet 20553

O-Rings



Viton

0459	OD mm
KR200-010-9790	6
KR200-011-9790	8
KR200-613-9790	10
KR200-614-9790	12
KR200-114-9790	16
KR200-211-9790	20
KR200-212-9790	22
KR200-214-9790	25
KR200-217-9790	30
KR200-222-9790	38
KR207-071-9790	50

Tech Sheet 20554



Nitrile

0459	OD mm
KR200-010-4490	6
KR200-011-4490	8
KR200-613-4490	10
KR200-614-4490	12
KR200-114-4490	16
KR200-211-4490	20
KR200-212-4490	22
KR200-214-4490	25
KR200-217-4490	30
KR200-222-4490	38
KR207-071-4490	50

Tech Sheet 20554

Minimum order quantity on selected items may apply

HYDRAULIC IMPERIAL COMPRESSION FITTINGS

Steel Fittings for O.D. & N.B.



Nuts O.D. Tube

0023	OD
N4	1/4"
N6	3/8"
N8	1/2"
N10	5/8"
N12	3/4"
N14	7/8"
N16	1"
N20	1.1/4"

Tech Sheet 20133



Nuts N.B. Tube

0023	OD
NN4	1/4"
NN6	3/8"
NN8	1/2"
NN12	3/4"
NN16	1"
NN20	1.1/4"

Tech Sheet 20133



Ferrules N.B. Tube

0023	NB
NF4	1/4"
NF6	3/8"
NF8	1/2"
NF12	3/4"
NF16	1"
NF20	1.1/4"

Tech Sheet 20133



Ferrules O.D. Tube

0023	NB
F4	1/4"
F5	5/16"
F6	3/8"
F8	1/2"
F10	5/8"
F12	3/4"
F16	1"
F20	1.1/4"
F24	1.1/2"


Tech Sheet 20133

Technical Data:

1" O.D. 690 bar (10,000 psi) hydraulic or 345 bar (5,000 psi) gas.
 1.1/4" O.D. 552 bar (8,000 psi) hydraulic or 276 bar (4,000 psi) gas.

N.B. Couplings are suitable for the following pressures, up to and including:

3/4" N.B. 690 bar (10,000 psi) hydraulic or 345 bar (5,000 psi) gas.
 1" N.B. 552 bar (8,000 psi) hydraulic or 276 bar (4,000 psi) gas.
 1.1/2" N.B. 345 bar (5,000 psi) hydraulic or 173 bar (2,500 psi) gas.



Straight Couplings O.D. Tube

0023	OD
SC4	1/4"
SC5	5/16"
SC6	3/8"
SC8	1/2"
SC10	5/8"
SC12	3/4"
SC14	7/8"
SC16	1"
SC20	1.1/4"

Tech Sheet 20134



Straight Couplings N.B. Tube

0023	NB
NSC4	1/4"
NSC6	3/8"
NSC8	1/2"
NSC12	3/4"
NSC16	1"
NSC24	1.1/2"

Tech Sheet 20134



BSPP Female Stud Couplings O.D. Tube

0023	OD	Thread
FC4-4	1/4"	1/4"
FC6-4	3/8"	1/4"
FC6-6	3/8"	3/8"
FC6-8	3/8"	1/2"
FC8-4	1/2"	1/4"
FC8-6	1/2"	3/8"
FC8-8	1/2"	1/2"
FC10-8	5/8"	1/2"
FC12-12	3/4"	3/4"
FC14-12	7/8"	3/4"
FC16-16	1"	1"
FC20-20	1.1/4"	1.1/4"
FC24-24	1.1/2"	1.1/2"

Tech Sheet 20135



BSPP Female Stud Couplings N.B. Tube

0023	NB	Thread
NFC4-2	1/4"	1/8"
NFC4-8	1/4"	1/2"
NFC6-8	3/8"	1/2"
NFC8-6	1/2"	3/8"
NFC8-8	1/2"	1/2"
NFC8-12	1/2"	3/4"
NFC16-16	1"	1"

Tech Sheet 20135



BSPP Male Stud Couplings O.D. Tube

0023	OD	Thread
MC4-2	1/4"	1/8"
MC4-4	1/4"	1/4"
MC4-6	1/4"	3/8"
MC6-4	3/8"	1/4"
MC6-6	3/8"	3/8"
MC6-8	3/8"	1/2"
MC8-4	1/2"	1/4"
MC8-6	1/2"	3/8"
MC8-8	1/2"	1/2"
MC8-12	1/2"	3/4"
MC10-8	5/8"	1/2"
MC10-12	5/8"	3/4"
MC12-8	3/4"	1/2"
MC12-12	3/4"	3/4"
MC14-12	7/8"	3/4"
MC16-12	1"	3/4"
MC16-16	1"	1"
MC16-20	1"	1.1/4"
MC20-16	1.1/4"	1"
MC20-20	1.1/4"	1.1/4"
MC20-24	1.1/4"	1.1/2"
MC24-20	1.1/2"	1.1/4"
MC24-24	1.1/2"	1.1/2"

Tech Sheet 20136

HYDRAULIC IMPERIAL COMPRESSION FITTINGS



Steel Fittings for O.D. & N.B.

BSPP Male Stud Couplings N.B. Tube



0023	NB	Thread
NMC4-4	1/4"	1/4"
NMC4-6	1/4"	3/8"
NMC6-4	3/8"	1/4"
NMC6-6	3/8"	3/8"
NMC8-6	1/2"	3/8"
NMC8-8	1/2"	1/2"
NMC8-12	1/2"	3/4"
NMC8-16	1/2"	1"
NMC12-12	3/4"	3/4"
NMC16-12	1"	3/4"
NMC16-16	1"	1"
NMC16-20	1"	1.1/4"
NMC20-16	1.1/4"	1"
NMC20-20	1.1/4"	1.1/4"
NMC24-24	1.1/2"	1.1/2"

Tech Sheet 20137

BSPT Male Stud Couplings O.D. Tube



0023	OD	Thread
MC4-4T	1/4"	1/4"
MC6-4T	3/8"	1/4"
MC6-6T	3/8"	3/8"
MC8-4T	1/2"	1/4"
MC8-6T	1/2"	3/8"
MC8-8T	1/2"	1/2"
MC10-8T	5/8"	1/2"
MC12-8T	3/4"	1/2"
MC12-12T	3/4"	3/4"
MC16-12T	1"	3/4"
MC16-16T	1"	1"
MC20-16T	1.1/4"	1"
MC24-24T	1.1/2"	1.1/2"

Tech Sheet 20138

BSPT Male Stud Couplings N.B. Tube



0023	NB	Thread
NMC4-4T	1/4"	1/4"
NMC4-8T	1/4"	1/2"
NMC6-6T	3/8"	3/8"
NMC8-6T	1/2"	3/8"
NMC8-8T	1/2"	1/2"
NMC8-12T	1/2"	3/4"
NMC12-12T	3/4"	3/4"
NMC12-16T	3/4"	1"
NMC16-16T	1"	1"
NMC20-20T	1.1/4"	1.1/4"
NMC24-24T	1.1/2"	1.1/2"

Tech Sheet 20139

BSPT Male Stud Elbows O.D. Tube



0023	OD	Thread
ME4-2T	1/4"	1/8"
ME4-4T	1/4"	1/4"
ME6-4T	3/8"	1/4"
ME6-6T	3/8"	3/8"
ME8-6T	1/2"	3/8"
ME12-8T	3/4"	1/2"
ME16-12T	1"	3/4"
ME16-16T	1"	1"

Tech Sheet 20140

BSPP Male Stud Elbows N.B. Tube



0023	NB	Thread
NME6-6	3/8"	3/8"
NME8-8	1/2"	1/2"

Tech Sheet 20141

BSPP Male Stud Elbows O.D. Tube



0023	OD	Thread
ME4-2	1/4"	1/8"
ME4-4	1/4"	1/4"
ME8-6	1/2"	3/8"
ME8-8	1/2"	1/2"
ME10-8	5/8"	1/2"
ME12-8	3/4"	1/2"
ME12-12	3/4"	3/4"

Tech Sheet 20141

Equal Elbows O.D. Tube



0023	OD
E4	1/4"
E5	5/16"
E6	3/8"
E8	1/2"
E10	5/8"
E12	3/4"
E14	7/8"
E16	1"
E20	1.1/4"
E24	1.1/2"

Tech Sheet 20143

Bulkhead Couplings O.D. Tube



0023	OD
BH6	3/8"
BH8	1/2"
BH10	5/8"
BH12	3/4"

Tech Sheet 20144

BSPP Banjo Couplings O.D. Tube



0023	OD	Thread
BJ4-4	1/4"	1/4"
BJ6-4	3/8"	1/4"
BJ6-6	3/8"	3/8"
BJ8-6	1/2"	3/8"
BJ8-8	1/2"	1/2"
BJ10-8	5/8"	1/2"

Tech Sheet 20146

Equal Tees O.D. Tube



0023	OD
T4	1/4"
T5	5/16"
T6	3/8"
T8	1/2"
T12	3/4"
T16	1"
T24	1.1/2"

Tech Sheet 20145

HYDRAULIC IMPERIAL COMPRESSION FITTINGS

Steel Fittings for O.D. & N.B.



BSPT Male Stud Elbows N.B. Tube

0023	NB	Thread
NME4-4T	1/4"	1/4"
NME4-6T	1/4"	1/8"
NME6-6T	3/8"	3/8"

Tech Sheet 20140



Equal Elbows N.B. Tube

0023	NB
NE4	1/4"
NE6	3/8"
NE8	1/2"
NE12	3/4"
NE16	1"
NE20	1.1/4"

Tech Sheet 20143



BSPP Banjo Couplings N.B. Tube

0023	NB	Thread
NBJ2-2	1/8"	1/8"
NBJ8-8	1/2"	1/2"

Tech Sheet 20146



Equal Tees N.B. Tube

0023	NB
NT4	1/4"
NT6	3/8"
NT8	1/2"
NT12	3/4"
NT20	1.1/4"
NT24	1.1/2"

Tech Sheet 20145



BSPP Male Stud Standpipe Adaptors N.B. Fitting

0023	NB	Thread
NSA4-4	1/4"	1/4"
NSA6-4	1/4"	3/8"
NSA6-6	3/8"	3/8"
NSA8-6	3/8"	1/2"
NSA8-8	1/2"	1/2"
NSA12-8	1/2"	3/4"
NSA12-12	3/4"	3/4"
NSA12-16	1"	3/4"
NSA16-16	1"	1"
NSA16-20	1.1/4"	1"
NSA20-16	1"	1.1/4"
NSA20-20	1.1/4"	1.1/4"

Tech Sheet 20148



BSPP Male Stud Standpipe Adaptors O.D. Fitting

0023	OD	Thread
SA4-4	1/4"	1/4"
SA4-6	3/8"	1/4"
SA6-6	3/8"	3/8"
SA6-8	1/2"	3/8"
SA8-8	1/2"	1/2"
SA8-12	3/4"	1/2"
SA12-12	3/4"	3/4"
SA12-16	1"	3/4"
SA16-16	1"	1"
SA20-20	1.1/4"	1.1/4"

Tech Sheet 20148



Blanking Plugs O.D. Tube

0023	OD
BP4	1/4"
BP6	3/8"
BP8	1/2"
BP12	3/4"
BP20	1.1/4"

Tech Sheet 20149




Blanking Plugs N.B. Tube

0023	NB
NBP4	1/4"
NBP6	3/8"
NBP8	1/2"
NBP12	3/4"

Tech Sheet 20149

You might also need
Imperial Hydraulic Tubing
see page **182**



316 STAINLESS STEEL DIN EN ISO 8434-1 TUBE FITTINGS (FORMERLY DIN 2353)

Male Stud Couplings



L Series, BSPP (Captive Seal)

0291	OD mm	Thread
GE-6L-2EO	6	1/8"
GE-6L-4EO	6	1/4"
GE-6L-6EO	6	3/8"
GE-6L-8EO	6	1/2"
GE-8L-2EO	8	1/8"
GE-8L-4EO	8	1/4"
GE-8L-6EO	8	3/8"
GE-8L-8EO	8	1/2"
GE-10L-2EO	10	1/8"
GE-10L-4EO	10	1/4"
GE-10L-6EO	10	3/8"
GE-10L-8EO	10	1/2"
GE-10L-12EO	10	3/4"
GE-12L-2EO	12	1/8"
GE-12L-4EO	12	1/4"
GE-12L-6EO	12	3/8"
GE-12L-8EO	12	1/2"
GE-12L-12EO	12	3/4"
GE-15L-4EO	15	1/4"
GE-15L-6EO	15	3/8"
GE-15L-8EO	15	1/2"
GE-15L-12EO	15	3/4"
GE-15L-16EO	15	1"
GE-18L-6EO	18	3/8"
GE-18L-8EO	18	1/2"
GE-18L-12EO	18	3/4"
GE-18L-16EO	18	1"
GE-22L-6EO	22	3/8"
GE-22L-8EO	22	1/2"
GE-22L-12EO	22	3/4"
GE-22L-16EO	22	1"
GE-22L-20EO	22	1.1/4"
GE-28L-8EO	28	1/2"
GE-28L-12EO	28	3/4"
GE-28L-16EO	28	1"
GE-28L-20EO	28	1.1/4"
GE-28L-24EO	28	1.1/2"
GE-35L-12EO	35	3/4"
GE-35L-16EO	35	1"
GE-35L-20EO	35	1.1/4"
GE-35L-24EO	35	1.1/2"
GE-42L-16EO	42	1"
GE-42L-20EO	42	1.1/4"
GE-42L-24EO	42	1.1/2"
GE-42L-32EO	42	2"

Tech Sheet 10585

S Series, BSPP (Captive Seal)

0291	OD mm	Thread
GE-6S-2EO	6	1/8"
GE-6S-4EO	6	1/4"
GE-6S-6EO	6	3/8"
GE-6S-8EO	6	1/2"
GE-8S-2EO	8	1/8"
GE-8S-4EO	8	1/4"
GE-8S-6EO	8	3/8"
GE-8S-8EO	8	1/2"
GE-10S-2EO	10	1/8"
GE-10S-4EO	10	1/4"
GE-10S-6EO	10	3/8"
GE-10S-8EO	10	1/2"
GE-10S-12EO	10	3/4"
GE-12S-4EO	12	1/4"
GE-12S-6EO	12	3/8"
GE-12S-8EO	12	1/2"
GE-12S-12EO	12	3/4"
GE-14S-6EO	14	3/8"
GE-14S-8EO	14	1/2"
GE-14S-12EO	14	3/4"
GE-16S-4EO	16	1/4"
GE-16S-6EO	16	3/8"
GE-16S-8EO	16	1/2"
GE-16S-12EO	16	3/4"
GE-16S-16EO	16	1"
GE-20S-6EO	20	3/8"
GE-20S-8EO	20	1/2"
GE-20S-12EO	20	3/4"
GE-20S-16EO	20	1"
GE-20S-20EO	20	1.1/4"
GE-25S-8EO	25	1/2"
GE-25S-12EO	25	3/4"
GE-25S-16EO	25	1"
GE-25S-20EO	25	1.1/4"
GE-30S-12EO	30	3/4"
GE-30S-16EO	30	1"
GE-30S-20EO	30	1.1/4"
GE-30S-24EO	30	1.1/2"
GE-38S-16EO	38	1"
GE-38S-20EO	38	1.1/4"
GE-38S-24EO	38	1.1/2"

Tech Sheet 10585

stainless
steel



° Stainless Steel 1.4571 Working Temperature:
-60°C to +400°C (DIN 17 440, AD W 10)
Seal Working Temperature:
-20°C to +200°C (FPM/Viton)

L Series, Metric (Captive Seal)

0291	OD mm	Thread
GE-6L-10MEO	6	M10 x 1
GE-6L-12MEO	6	M12 x 1.5
GE-6L-14MEO	6	M14 x 1.5
GE-8L-10MEO	8	M10 x 1.0
GE-8L-12MEO	8	M12 x 1.5
GE-8L-14MEO	8	M14 x 1.5
GE-8L-16MEO	8	M16 x 1.5
GE-8L-18MEO	8	M18 x 1.5
GE-10L-10MEO	10	M10 x 1.0
GE-10L-12MEO	10	M12 x 1.5
GE-10L-14MEO	10	M14 x 1.5
GE-10L-16MEO	10	M16 x 1.5
GE-10L-18MEO	10	M18 x 1.5
GE-10L-22MEO	10	M22 x 1.5
GE-12L-12MEO	12	M12 x 1.5
GE-12L-14MEO	12	M14 x 1.5
GE-12L-16MEO	12	M16 x 1.5
GE-12L-18MEO	12	M18 x 1.5
GE-12L-22MEO	12	M22 x 1.5
GE-15L-16MEO	15	M16 x 1.5
GE-15L-18MEO	15	M18 x 1.5
GE-15L-22MEO	15	M22 x 1.5
GE-18L-18MEO	18	M18 x 1.5
GE-18L-22MEO	18	M22 x 1.5
GE-18L-26MEO	18	M26 x 1.5
GE-22L-22MEO	22	M22 x 1.5
GE-22L-26MEO	22	M26 x 1.5
GE-28L-33MEO	28	M33 x 2
GE-35L-42MEO	35	M42 x 2.0
GE-42L-48MEO	42	M48 x 2.0

Tech Sheet 10586

S Series, Metric (Captive Seal)

0291	OD mm	Thread
GE-6S-12MEO	6	M12 x 1.5
GE-6S-14MEO	6	M14 x 1.5
GE-8S-12MEO	8	M12 x 1.5
GE-8S-14MEO	8	M14 x 1.5
GE-8S-16MEO	8	M16 x 1.5
GE-10S-14MEO	10	M14 x 1.5
GE-10S-16MEO	10	M16 x 1.5
GE-10S-18MEO	10	M18 x 1.5
GE-12S-14MEO	12	M14 x 1.5
GE-12S-16MEO	12	M16 x 1.5
GE-12S-18MEO	12	M18 x 1.5
GE-12S-20MEO	12	M20 x 1.5
GE-12S-22MEO	12	M22 x 1.5
GE-14S-20MEO	14	M20 x 1.5
GE-14S-22MEO	14	M22 x 1.5
GE-16S-18MEO	16	M18 x 1.5
GE-16S-22MEO	16	M22 x 1.5
GE-20S-27MEO	20	M27 x 2
GE-25S-33MEO	25	M33 x 2
GE-30S-42MEO	30	M42 x 2
GE-38S-48MEO	38	M48 x 2

Tech Sheet 10586

For Bonded Seals
see pages 109-112



316 STAINLESS STEEL DIN EN ISO 8434-1 TUBE FITTINGS (FORMERLY DIN 2353)

stainless
steel



Male Stud Couplings



° Stainless Steel 1.4571 Working Temperature:
-60°C to +400°C (DIN 17 440, AD W 10)

Seal Working Temperature:
-20°C to +200°C (FPM/Viton)

L Series, BSPP, Form B Sealing

0291	OD mm	Thread
GE-6L-2RP	6	1/8"
GE-6L-4RP	6	1/4"
GE-6L-6RP	6	3/8"
GE-6L-8RP	6	1/2"
GE-8L-2RP	8	1/8"
GE-8L-4RP	8	1/4"
GE-8L-6RP	8	3/8"
GE-8L-8RP	8	1/2"
GE-10L-2RP	10	1/8"
GE-10L-4RP	10	1/4"
GE-10L-6RP	10	3/8"
GE-10L-8RP	10	1/2"
GE-10L-12RP	10	3/4"
GE-12L-2RP	12	1/8"
GE-12L-4RP	12	1/4"
GE-12L-6RP	12	3/8"
GE-12L-8RP	12	1/2"
GE-12L-12RP	12	3/4"
GE-15L-4RP	15	1/4"
GE-15L-6RP	15	3/8"
GE-15L-8RP	15	1/2"
GE-15L-12RP	15	3/4"
GE-18L-6RP	18	3/8"
GE-18L-8RP	18	1/2"
GE-18L-12RP	18	3/4"
GE-18L-16RP	18	1"
GE-22L-6RP	22	3/8"
GE-22L-8RP	22	1/2"
GE-22L-12RP	22	3/4"
GE-22L-16RP	22	1"
GE-22L-20RP	22	1.1/4"
GE-28L-8RP	28	1/2"
GE-28L-12RP	28	3/4"
GE-28L-16RP	28	1"
GE-28L-20RP	28	1.1/4"
GE-28L-24RP	28	1.1/2"
GE-35L-12RP	35	3/4"
GE-35L-16RP	35	1"
GE-35L-20RP	35	1.1/4"
GE-35L-24RP	35	1.1/2"
GE-42L-16RP	42	1"
GE-42L-20RP	42	1.1/4"
GE-42L-24RP	42	1.1/2"

Tech Sheet 20796

S Series, BSPP, Form B Sealing

0291	OD mm	Thread
GE-6S-2RP	6	1/8"
GE-6S-4RP	6	1/4"
GE-6S-6RP	6	3/8"
GE-6S-8RP	6	1/2"
GE-8S-2RP	8	1/8"
GE-8S-4RP	8	1/4"
GE-8S-6RP	8	3/8"
GE-8S-8RP	8	1/2"
GE-10S-2RP	10	1/8"
GE-10S-4RP	10	1/4"
GE-10S-6RP	10	3/8"
GE-10S-8RP	10	1/2"
GE-10S-12RP	10	3/4"
GE-12S-4RP	12	1/4"
GE-12S-6RP	12	3/8"
GE-12S-8RP	12	1/2"
GE-12S-12RP	12	3/4"
GE-14S-4RP	14	1/4"
GE-14S-6RP	14	3/8"
GE-14S-8RP	14	1/2"
GE-14S-12RP	14	3/4"
GE-16S-4RP	16	1/4"
GE-16S-6RP	16	3/8"
GE-16S-8RP	16	1/2"
GE-16S-12RP	16	3/4"
GE-16S-16RP	16	1"
GE-20S-6RP	20	3/8"
GE-20S-8RP	20	1/2"
GE-20S-12RP	20	3/4"
GE-20S-16RP	20	1"
GE-20S-20RP	20	1.1/4"
GE-25S-8RP	25	1/2"
GE-25S-12RP	25	3/4"
GE-25S-16RP	25	1"
GE-25S-20RP	25	1.1/4"
GE-30S-12RP	30	3/4"
GE-30S-16RP	30	1"
GE-30S-20RP	30	1.1/4"
GE-30S-24RP	30	1.1/2"
GE-38S-16RP	38	1"
GE-38S-20RP	38	1.1/4"
GE-38S-24RP	38	1.1/2"

Tech Sheet 20796

L Series, Metric Parallel, Form B Sealing

0291	OD mm	Thread
GE-6L-10MPB	6	M10 x 1
GE-6L-12MPB	6	M12 x 1.5
GE-6L-14MPB	6	M14 x 1.5
GE-8L-10MPB	8	M10 x 1.0
GE-8L-12MPB	8	M12 x 1.5
GE-8L-14MPB	8	M14 x 1.5
GE-8L-18MPB	8	M18 x 1.5
GE-8L-16MPB	8	M16 x 1.5
GE-10L-10MPB	10	M16 x 1.5
GE-10L-14MPB	10	M14 x 1.5
GE-10L-12MPB	10	M12 x 1.5
GE-10L-16MPB	10	M16 x 1.5
GE-10L-18MPB	10	M18 x 1.5
GE-10L-22MPB	10	M22 x 1.5
GE-12L-14MPB	12	M14 x 1.5
GE-12L-12MPB	12	M12 x 1.5
GE-12L-16MPB	12	M16 x 1.5
GE-12L-18MPB	12	M18 x 1.5
GE-12L-22MPB	12	M22 x 1.5
GE-15L-16MPB	15	M16 x 1.5
GE-15L-18MPB	15	M18 x 1.5
GE-15L-22MPB	15	M22 x 1.5
GE-18L-18MPB	18	M18 x 1.5
GE-18L-22MPB	18	M22 x 1.5
GE-18L-26MPB	18	M26 x 1.5
GE-22L-22MPB	22	M22 x 1.5
GE-22L-26MPB	22	M26 x 1.5
GE-28L-33MPB	28	M33 x 1.5
GE-35L-42MPB	35	M42 x 2
GE-42L-48MPB	42	M48 x 2

Tech Sheet 10587

S Series, Metric Parallel, Form B Sealing

0291	OD mm	Thread
GE-6S-12MPB	6	M12 x 1.5
GE-6S-14MPB	6	M14 x 1.5
GE-8S-14MPB	8	M14 x 1.5
GE-10S-16MPB	10	M16 x 1.5
GE-10S-18MPB	10	M18 x 1.5
GE-12S-14MPB	12	M14 x 1.5
GE-12S-16MPB	12	M16 x 1.5
GE-12S-18MPB	12	M18 x 1.5
GE-12S-22MPB	12	M22 x 1.5
GE-14S-20MPB	14	M20 x 1.5
GE-16S-18MPB	16	M18 x 1.5
GE-16S-22MPB	16	M22 x 1.5
GE-20S-27MPB	20	M27 x 2
GE-25S-33MPB	25	M33 x 2
GE-30S-42MPB	30	M42 x 2
GE-38S-48MPB	38	M48 x 2

Tech Sheet 10587

316 STAINLESS STEEL DIN EN ISO 8434-1 TUBE FITTINGS (FORMERLY DIN 2353)

Male Stud Couplings

L Series, BSPT

0291	OD mm	Thread
GE-6L-2RT	6	1/8"
GE-6L-4RT	6	1/4"
GE-6L-6RT	6	3/8"
GE-6L-8RT	6	1/2"
GE-8L-2RT	8	1/8"
GE-8L-4RT	8	1/4"
GE-8L-6RT	8	3/8"
GE-8L-8RT	8	1/2"
GE-10L-2RT	10	1/8"
GE-10L-4RT	10	1/4"
GE-10L-6RT	10	3/8"
GE-10L-8RT	10	1/2"
GE-12L-2RT	12	1/8"
GE-12L-4RT	12	1/4"
GE-12L-6RT	12	3/8"
GE-12L-8RT	12	1/2"
GE-12L-12RT	12	3/4"
GE-15L-4RT	15	1/4"
GE-15L-6RT	15	3/8"
GE-15L-8RT	15	1/2"
GE-15L-12RT	15	3/4"
GE-18L-6RT	18	3/8"
GE-18L-8RT	18	1/2"
GE-18L-12RT	18	3/4"
GE-22L-6RT	22	3/8"
GE-22L-8RT	22	1/2"
GE-22L-12RT	22	3/4"
GE-22L-16RT	22	1"
GE-28L-8RT	28	1/2"
GE-28L-12RT	28	3/4"
GE-28L-16RT	28	1"
GE-28L-20RT	28	1.1/4"
GE-35L-16RT	35	1"
GE-35L-20RT	35	1.1/4"
GE-35L-24RT	35	1.1/2"
GE-42L-20RT	42	1.1/4"
GE-42L-24RT	42	1.1/2"

Tech Sheet 10588

S Series, BSPT

0291	OD mm	Thread
GE-6S-2RT	6	1/8"
GE-6S-4RT	6	1/4"
GE-6S-6RT	6	3/8"
GE-8S-2RT	8	1/8"
GE-8S-4RT	8	1/4"
GE-8S-6RT	8	3/8"
GE-10S-4RT	10	1/4"
GE-10S-6RT	10	3/8"
GE-12S-4RT	12	1/4"
GE-12S-6RT	12	3/8"
GE-12S-8RT	12	1/2"
GE-14S-6RT	14	3/8"
GE-14S-8RT	14	1/2"
GE-16S-6RT	16	3/8"
GE-16S-8RT	16	1/2"
GE-16S-12RT	16	3/4"
GE-20S-8RT	20	1/2"
GE-20S-12RT	20	3/4"
GE-25S-12RT	25	3/4"
GE-25S-16RT	25	1"
GE-30S-20RT	30	1.1/4"
GE-38S-24RT	38	1.1/2"

Tech Sheet 10588

L Series, NPT

0291	OD mm	Thread
GE-6L-2N	6	1/8"
GE-6L-4N	6	1/4"
GE-6L-6N	6	3/8"
GE-6L-8N	6	1/2"
GE-8L-2N	8	1/8"
GE-8L-4N	8	1/4"
GE-8L-6N	8	3/8"
GE-8L-8N	8	1/2"
GE-10L-2N	10	1/8"
GE-10L-4N	10	1/4"
GE-10L-6N	10	3/8"
GE-10L-8N	10	1/2"
GE-10L-12N	10	3/4"
GE-12L-2N	12	1/8"
GE-12L-4N	12	1/4"
GE-12L-6N	12	3/8"
GE-12L-8N	12	1/2"
GE-12L-12N	12	3/4"
GE-15L-4N	15	1/4"
GE-15L-6N	15	3/8"
GE-15L-8N	15	1/2"
GE-15L-12N	15	3/4"
GE-18L-6N	18	3/8"
GE-18L-8N	18	1/2"
GE-18L-12N	18	3/4"
GE-18L-16N	18	1"
GE-22L-6N	22	3/8"
GE-22L-8N	22	1/2"
GE-22L-12N	22	3/4"
GE-22L-16N	22	1"
GE-22L-20N	22	1.1/4"
GE-28L-8N	28	1/2"
GE-28L-12N	28	3/4"
GE-28L-16N	28	1"
GE-28L-20N	28	1.1/4"
GE-35L-16N	35	1"
GE-35L-20N	35	1.1/4"
GE-35L-24N	35	1.1/2"
GE-42L-16N	42	1"
GE-42L-20N	42	1.1/4"
GE-42L-24N	42	1.1/2"

Tech Sheet 10589



stainless
steel



° Stainless Steel 1.4571 Working Temperature:
-60°C to +400°C (DIN 17 440, AD W 10)
Seal Working Temperature:
-20°C to +200°C (FPM/Viton)

S Series, NPT

0291	OD mm	Thread
GE-6S-2N	6	1/8"
GE-6S-4N	6	1/4"
GE-6S-6N	6	3/8"
GE-6S-8N	6	1/2"
GE-8S-2N	8	1/8"
GE-8S-4N	8	1/4"
GE-8S-6N	8	3/8"
GE-8S-8N	8	1/2"
GE-10S-2N	10	1/8"
GE-10S-4N	10	1/4"
GE-10S-6N	10	3/8"
GE-10S-8N	10	1/2"
GE-10S-12N	10	3/4"
GE-12S-4N	12	1/4"
GE-12S-6N	12	3/8"
GE-12S-8N	12	1/2"
GE-12S-12N	12	3/4"
GE-14S-6N	14	3/8"
GE-14S-8N	14	1/2"
GE-14S-12N	14	3/4"
GE-16S-6N	16	3/8"
GE-16S-8N	16	1/2"
GE-16S-12N	16	3/4"
GE-16S-16N	16	1"
GE-20S-6N	20	3/8"
GE-20S-12N	20	3/4"
GE-20S-16N	20	1"
GE-20S-20N	20	1.1/4"
GE-25S-8N	25	1/2"
GE-25S-12N	25	3/4"
GE-25S-16N	25	1"
GE-25S-20N	25	1.1/4"
GE-30S-12N	30	3/4"
GE-30S-16N	30	1"
GE-30S-20N	30	1.1/4"
GE-30S-24N	30	1.1/2"
GE-38S-16N	38	1"
GE-38S-20N	38	1.1/4"
GE-38S-24N	38	1.1/2"

Tech Sheet 10589

stainless
steel



For Stainless Steel
Component parts
see page 1255

316 STAINLESS STEEL DIN EN ISO 8434-1 TUBE FITTINGS (FORMERLY DIN 2353)

stainless
steel



Male Stud Couplings



L Series, UNF, O-Ring Sealing

0291	OD mm	Thread
GE-6L-7/16UNF	6	7/16"
GE-6L-1/2UNF	6	1/2"
GE-6L-9/16UNF	6	9/16"
GE-8L-7/16UNF	8	7/16"
GE-8L-1/2UNF	8	1/2"
GE-8L-9/16UNF	8	9/16"
GE-10L-7/16UNF	10	7/16"
GE-10L-1/2UNF	10	1/2"
GE-10L-9/16UNF	10	9/16"
GE-10L-3/4UNF	10	3/4"
GE-12L-9/16UNF	12	9/16"
GE-12L-3/4UNF	12	3/4"
GE-12L-7/8UNF	12	7/8"
GE-15L-9/16UNF	15	9/16"
GE-15L-3/4UNF	15	3/4"
GE-15L-7/8UNF	15	7/8"
GE-18L-3/4UNF	18	3/4"
GE-18L-7/8UNF	18	7/8"
GE-18L-11/16UNF	18	1.1/16"
GE-22L-3/4UNF	22	3/4"
GE-22L-7/8UNF	22	7/8"
GE-22L-11/16UNF	22	1.1/16"
GE-22L-15/16UNF	22	1.5/16"
GE-28L-11/16UNF	28	1.1/16"
GE-28L-15/16UNF	28	1.5/16"
GE-28L-15/8UNF	28	1.5/8"
GE-35L-15/16UNF	35	1.5/16"
GE-35L-15/8UNF	35	1.5/8"
GE-42L-15/8UNF	42	1.5/8"
GE-42L-17/8UNF	42	1.7/8"

Tech Sheet 20797

S Series, UNF, O-Ring Sealing

0291	OD mm	Thread
GE-6S-7/16UNF	6	7/16"
GE-8S-1/2UNF	8	1/2"
GE-8S-7/16UNF	8	7/16"
GE-8S-9/16UNF	8	9/16"
GE-10S-3/4UNF	10	3/4"
GE-12S-9/16UNF	12	9/16"
GE-12S-3/4UNF	12	3/4"
GE-12S-7/8UNF	12	7/8"
GE-14S-3/4UNF	14	3/4"
GE-16S-3/4UNF	16	3/4"
GE-16S-7/8UNF	16	7/8"
GE-16S-11/16UNF	16	1.1/16"
GE-20S-3/4UNF	20	3/4"
GE-20S-7/8UNF	20	7/8"
GE-20S-11/16UNF	20	1.1/16"
GE-20S-15/16UNF	20	1.5/16"
GE-25S-11/16UNF	25	1.1/16"
GE-25S-15/16UNF	25	1.5/16"
GE-30S-11/16UNF	30	1.1/16"
GE-30S-15/16UNF	30	1.5/16"
GE-30S-15/8UNF	30	1.5/8"
GE-38S-15/8UNF	38	1.5/8"
GE-38S-17/8UNF	38	1.7/8"

Female Stud Couplings



L Series, BSPP

0291	OD mm	Thread
GAI-6L-2RG	6	1/8"
GAI-6L-4RG	6	1/4"
GAI-6L-6RG	6	3/8"
GAI-6L-8RG	6	1/2"
GAI-8L-2RG	8	1/8"
GAI-8L-4RG	8	1/4"
GAI-8L-6RG	8	3/8"
GAI-8L-8RG	8	1/2"
GAI-10L-2RG	10	1/8"
GAI-10L-4RG	10	1/4"
GAI-10L-6RG	10	3/8"
GAI-10L-8RG	10	1/2"
GAI-12L-4RG	12	1/4"
GAI-12L-6RG	12	3/8"
GAI-12L-8RG	12	1/2"
GAI-15L-6RG	15	3/8"
GAI-15L-8RG	15	1/2"
GAI-15L-12RG	15	3/4"
GAI-18L-6RG	18	3/8"
GAI-18L-8RG	18	1/2"
GAI-18L-12RG	18	3/4"
GAI-22L-8RG	22	1/2"
GAI-22L-12RG	22	3/4"
GAI-28L-16RG	28	1"
GAI-35L-20RG	35	1.1/4"
GAI-42L-24RG	42	1.1/2"

Tech Sheet 10590

S Series, BSPP

0291	OD mm	Thread
GAI-6S-4RG	6	1/4"
GAI-8S-4RG	8	1/4"
GAI-8S-6RG	8	3/8"
GAI-8S-8RG	8	1/2"
GAI-10S-6RG	10	3/8"
GAI-10S-8RG	10	1/2"
GAI-12S-4RG	12	1/4"
GAI-12S-6RG	12	3/8"
GAI-12S-8RG	12	1/2"
GAI-14S-6RG	14	3/8"
GAI-14S-8RG	14	1/2"
GAI-16S-6RG	16	3/8"
GAI-16S-8RG	16	1/2"
GAI-20S-8RG	20	1/2"
GAI-20S-12RG	20	3/4"
GAI-25S-12RG	25	3/4"
GAI-25S-16RG	25	1"
GAI-30S-20RG	30	1.1/4"
GAI-38S-24RG	38	1.1/2"

° Stainless Steel 1.4571 Working Temperature:
-60°C to +400°C (DIN 17 440, AD W 10)

Seal Working Temperature:
-20°C to +200°C (FPM/Viton)

L Series, NPT

0291	OD mm	Thread
GAI-6L-2N	6	1/8"
GAI-6L-4N	6	1/4"
GAI-8L-4N	8	1/4"
GAI-10L-4N	10	1/4"
GAI-10L-6N	10	3/8"
GAI-10L-8N	10	1/2"
GAI-12L-4N	12	1/4"
GAI-12L-6N	12	3/8"
GAI-12L-8N	12	1/2"
GAI-15L-8N	15	1/2"
GAI-18L-8N	18	1/2"
GAI-22L-12N	22	3/4"
GAI-28L-16N	28	1"
GAI-35L-20N	35	1.1/4"
GAI-42L-24N	42	1.1/2"

S Series, NPT

0291	OD mm	Thread
GAI-6S-4N	6	1/4"
GAI-8S-4N	8	1/4"
GAI-10S-6N	10	3/8"
GAI-12S-6N	12	3/8"
GAI-12S-8N	12	1/2"
GAI-14S-8N	14	1/2"
GAI-16S-6N	16	3/8"
GAI-16S-8N	16	1/2"
GAI-20S-12N	20	3/4"
GAI-25S-16N	25	1"
GAI-30S-20N	30	1.1/4"
GAI-38S-24N	38	1.1/2"

316 STAINLESS STEEL DIN EN ISO 8434-1 TUBE FITTINGS (FORMERLY DIN 2353)

Straight Stud Standpipes



° Stainless Steel 1.4571 Working Temperature:
-60°C to +400°C (DIN 17 440, AD W 10)

Seal Working Temperature:
-20°C to +200°C (FPM/Viton)

L Series, BSPP (Captive Seal)

0291	OD mm	Thread
EVGE-6L-2EO	6	1/8"
EVGE-8L-4EO	8	1/4"
EVGE-8L-6EO	8	3/8"
EVGE-10L-4EO	10	1/4"
EVGE-10L-6EO	10	3/8"
EVGE-10L-8EO	10	1/2"
EVGE-12L-4EO	12	1/4"
EVGE-12L-6EO	12	3/8"
EVGE-12L-8EO	12	1/2"
EVGE-15L-6EO	15	3/8"
EVGE-15L-8EO	15	1/2"
EVGE-18L-6EO	18	3/8"
EVGE-18L-8EO	18	1/2"
EVGE-18L-12EO	18	3/4"
EVGE-22L-6EO	22	3/8"
EVGE-22L-8EO	22	1/2"
EVGE-22L-12EO	22	3/4"
EVGE-28L-12EO	28	3/4"
EVGE-28L-16EO	28	1"
EVGE-35L-20EO	35	1.1/4"
EVGE-42L-24EO	42	1.1/2"

Tech Sheet 10591

S Series, BSPP (Captive Seal)

0291	OD mm	Thread
EVGE-6S-2EO	6	1/8"
EVGE-6S-4EO	6	1/4"
EVGE-8S-4EO	8	1/4"
EVGE-8S-6EO	8	3/8"
EVGE-10S-4EO	10	1/4"
EVGE-10S-6EO	10	3/8"
EVGE-10S-8EO	10	1/2"
EVGE-12S-4EO	12	1/4"
EVGE-12S-6EO	12	3/8"
EVGE-12S-8EO	12	1/2"
EVGE-14S-8EO	14	1/2"
EVGE-16S-6EO	16	3/8"
EVGE-16S-8EO	16	1/2"
EVGE-16S-12EO	16	3/4"
EVGE-20S-8EO	20	1/2"
EVGE-20S-12EO	20	3/4"
EVGE-25S-12EO	25	3/4"
EVGE-25S-16EO	25	1"
EVGE-30S-20EO	30	1.1/4"
EVGE-38S-24EO	38	1.1/2"

Tech Sheet 10591

L Series, Metric Parallel (Captive Seal)

0291	OD mm	Thread
EVGE-6L-10MEO	6	M10 x 1
EVGE-8L-12MEO	8	M12 x 1.5
EVGE-10L-14MEO	10	M14 x 1.5
EVGE-15L-18MEO	15	M18 x 1.5
EVGE-18L-22MEO	18	M22 x 1.5
EVGE-22L-26MEO	22	M26 x 1.5
EVGE-28L-33MEO	28	M33 x 2
EVGE-35L-42MEO	35	M42 x 2
EVGE-42L-48MEO	42	M48 x 2

Tech Sheet 10592

S Series, Metric Parallel (Captive Seal)

0291	OD mm	Thread
EVGE-6S-12MEO	6	M12 x 1.5
EVGE-8S-14MEO	8	M14 x 1.5
EVGE-10S-16MEO	10	M16 x 1.5
EVGE-12S-18MEO	12	M18 x 1.5
EVGE-14S-20MEO	14	M20 x 1.5
EVGE-16S-22MEO	16	M22 x 1.5
EVGE-20S-27MEO	20	M27 x 2
EVGE-30S-42MEO	30	M42 x 2
EVGE-38S-48MEO	38	M48 x 2

Tech Sheet 10592

Reducing Adaptors



Male x Female, BSPP

0291	OD mm	Thread
GRI-2-4RG	1/8"	1/4"
GRI-2-6RG	1/8"	3/8"
GRI-4-2RG	1/4"	1/8"
GRI-4-6RG	1/4"	3/8"
GRI-4-8RG	1/4"	1/2"
GRI-4-12RG	1/4"	3/4"
GRI-6-4RG	3/8"	1/4"
GRI-6-8RG	3/8"	1/2"
GRI-6-12RG	3/8"	3/4"
GRI-6-16RG	3/8"	1"
GRI-8-6RG	1/2"	3/8"
GRI-8-12RG	1/2"	3/4"
GRI-8-16RG	1/2"	1"
GRI-8-20RG	1/2"	1.1/4"
GRI-12-8RG	3/4"	1/2"
GRI-12-16RG	3/4"	1"
GRI-12-20RG	3/4"	1.1/4"
GRI-12-24RG	3/4"	1.1/2"
GRI-16-12RG	1"	3/4"
GRI-16-20RG	1"	1.1/4"
GRI-16-24RG	1"	1.1/2"
GRI-20-16RG	1.1/4"	1"
GRI-24-20RG	1.1/2"	1.1/4"
GRI-20-24RG	1.1/4"	1.1/2"

Tech Sheet 10593

stainless
steel



Reducing Bush



Male x Female, BSPP

0291	OD mm	Thread
GRI-6-2RG	3/8"	1/8"
GRI-8-2RG	1/2"	1/8"
GRI-8-4RG	1/2"	1/4"
GRI-12-2RG	3/4"	1/8"
GRI-12-4RG	3/4"	1/4"
GRI-12-6RG	3/4"	3/8"
GRI-16-4RG	1"	1/4"
GRI-16-6RG	1"	3/8"
GRI-16-8RG	1"	1/2"
GRI-20-6RG	1.1/4"	3/8"
GRI-20-8RG	1.1/4"	1/2"
GRI-20-12RG	1.1/4"	3/4"
GRI-24-8RG	1.1/2"	1/2"
GRI-24-12RG	1.1/2"	3/4"
GRI-24-16RG	1.1/2"	1"
GRI-32-8RG	2"	1/2"
GRI-32-12RG	2"	3/4"
GRI-32-16RG	2"	1"
GRI-32-20RG	2"	1.1/4"
GRI-32-24RG	2"	1.1/2"

Tech Sheet 10593

Adjustable Branch Tees

° Stainless Steel 1.4571 Working Temperature:

-60°C to +400°C
(DIN 17 440, AD W 10)

Seal Working Temperature:
-20°C to +200°C
(FPM/Viton)



L Series, Metric, Female Thread

0291	OD mm	Thread
EVT-6L	6	M12 x 1.5
EVT-8L	8	M14 x 1.5
EVT-10L	10	M16 x 1.5
EVT-12L	12	M18 x 1.5
EVT-15L	15	M22 x 1.5
EVT-18L	18	M26 x 1.5
EVT-22L	22	M30 x 2
EVT-28L	28	M36 x 2
EVT-35L	35	M45 x 2
EVT-42L	42	M52 x 2

Tech Sheet 10594

S Series, Metric, Female Thread

0291	OD mm	Thread
EVT-6S	6	M14 x 1.5
EVT-8S	8	M16 x 1.5
EVT-10S	10	M18 x 1.5
EVT-12S	12	M20 x 1.5
EVT-14S	14	M22 x 1.5
EVT-16S	16	M24 x 1.5
EVT-20S	20	M30 x 2
EVT-25S	25	M36 x 2
EVT-30S	30	M42 x 2
EVT-38S	38	M52 x 2

Tech Sheet 10594

316 STAINLESS STEEL DIN EN ISO 8434-1 TUBE FITTINGS (FORMERLY DIN 2353)

stainless
steel



Adjustable Run Tees

Stainless Steel 1.4571 Working Temperature:
-60°C to +400°C (DIN 17 440, AD W 10)
Seal Working Temperature:
-20°C to +200°C (FPM/Viton)



L Series, Metric, Female Thread

0291	OD mm	Thread
EVL-6L	6	M12 x 1.5
EVL-8L	8	M14 x 1.5
EVL-10L	10	M16 x 1.5
EVL-12L	12	M18 x 1.5
EVL-15L	15	M22 x 1.5
EVL-18L	18	M26 x 1.5
EVL-22L	22	M30 x 2
EVL-28L	28	M36 x 2
EVL-35L	35	M45 x 2
EVL-42L	42	M52 x 2

Tech Sheet 10597

S Series, Metric, Female Thread

0291	OD mm	Thread
EVL-6S	6	M14 x 1.5
EVL-8S	8	M16 x 1.5
EVL-10S	10	M18 x 1.5
EVL-12S	12	M20 x 1.5
EVL-14S	14	M22 x 1.5
EVL-16S	16	M24 x 1.5
EVL-20S	20	M30 x 2
EVL-25S	25	M36 x 2
EVL-30S	30	M42 x 2
EVL-38S	38	M52 x 2

Tech Sheet 10597

stainless
steel



For **Stainless Steel Tubing**
see page **1287**

Male Stud Elbows

Stainless Steel 1.4571 Working Temperature:
-60°C to +400°C (DIN 17 440, AD W 10)
Seal Working Temperature:
-20°C to +200°C (FPM/Viton)



L Series, BSPT

0291	OD mm	Thread
WE6L-2RT	6	1/8"
WE6L-4RT	6	1/4"
WE6L-6RT	6	3/8"
WE6L-8RT	6	1/2"
WE8L-2RT	8	1/8"
WE8L-4RT	8	1/4"
WE8L-6RT	8	3/8"
WE8L-8RT	8	1/2"
WE10L-2RT	10	1/8"
WE10L-4RT	10	1/4"
WE10L-6RT	10	3/8"
WE10L-8RT	10	1/2"
WE12L-2RT	12	1/8"
WE12L-4RT	12	1/4"
WE12L-6RT	12	3/8"
WE12L-8RT	12	1/2"
WE15L-4RT	15	1/4"
WE15L-6RT	15	3/8"
WE15L-8RT	15	1/2"
WE15L-12RT	15	3/4"
WE18L-6RT	18	3/8"
WE18L-8RT	18	1/2"
WE18L-12RT	18	3/4"
WE22L-8RT	22	1/2"
WE22L-12RT	22	3/4"
WE28L-16RT	28	1"
WE35L-20RT	35	1.1/4"

Tech Sheet 10600

S Series, BSPT

0291	OD mm	Thread
WE6S-2RT	6	1/8"
WE6S-4RT	6	1/4"
WE6S-6RT	6	3/8"
WE6S-8RT	6	1/2"
WE8S-4RT	8	1/4"
WE8S-6RT	8	3/8"
WE8S-8RT	8	1/2"
WE10S-4RT	10	1/4"
WE10S-6RT	10	3/8"
WE10S-8RT	10	1/2"
WE12S-4RT	12	1/4"
WE12S-6RT	12	3/8"
WE12S-8RT	12	1/2"
WE14S-6RT	14	3/8"
WE14S-8RT	14	1/2"
WE16S-6RT	16	3/8"
WE16S-8RT	16	1/2"
WE16S-12RT	16	3/4"
WE20S-8RT	20	1/2"
WE20S-12RT	20	3/4"

Tech Sheet 10600

L Series, NPT

0291	OD mm	Thread
WE6L-2N	6	1/8"
WE6L-4N	6	1/4"
WE6L-6N	6	3/8"
WE6L-8N	6	1/2"
WE8L-2N	8	1/8"
WE8L-4N	8	1/4"
WE8L-6N	8	3/8"
WE8L-8N	8	1/2"
WE10L-2N	10	1/8"
WE10L-4N	10	1/4"
WE10L-8N	10	1/2"
WE12L-4N	12	1/4"
WE12L-6N	12	3/8"
WE12L-8N	12	1/2"
WE15L-6N	15	3/8"
WE15L-8N	15	1/2"
WE15L-12N	15	3/4"
WE18L-6N	18	3/8"
WE18L-8N	18	1/2"
WE18L-12N	18	3/4"
WE22L-8N	22	1/2"
WE22L-12N	22	3/4"
WE28L-12N	28	3/4"
WE28L-16N	28	1"
WE35L-20N	35	1.1/4"
WE42L-24N	42	1.1/2"

Tech Sheet 10601

S Series, NPT

0291	OD mm	Thread
WE6S-4N	6	1/4"
WE6S-6N	6	3/8"
WE6S-8N	6	1/2"
WE8S-4N	8	1/4"
WE8S-6N	8	3/8"
WE8S-8N	8	1/2"
WE10S-4N	8	1/4"
WE10S-6N	10	3/8"
WE10S-8N	10	1/2"
WE12S-4N	12	1/4"
WE12S-6N	12	3/8"
WE12S-8N	12	1/2"
WE14S-6N	14	3/8"
WE14S-8N	14	1/2"
WE16S-6N	16	3/8"
WE16S-8N	16	1/2"
WE16S-12N	16	3/4"
WE20S-8N	20	1/2"
WE20S-12N	20	3/4"
WE25S-16N	25	1"
WE30S-20N	30	1.1/4"
WE38S-24N	38	1.1/2"

Tech Sheet 10601



For Stainless Steel 304 & 316 see section 10 page 1225


Many of our products are produced in stainless steel (304 or 316) so if that is your focus and to simplify product selection, we have all our products regardless of type or application grouped in **section 10** (coded yellow) of our catalogue.

Food safety starts with rigorous hygiene and nickel-containing stainless steels are the superior, reliable standard at every link of the food and industry supply chain. Though it may not be inherently antimicrobial, stainless steel, particularly 304 or 316 stainless steels, are one of the best materials to use in a food and beverage processing environment.

Industries

- Food
- Brewing
- Transport
- Pharmaceuticals
- Chemicals

Stainless steel is commonly used in the food industry because of its non-toxicity and ease of cleaning. This material does not react chemically with other substances and can be cleaned with high temperatures. In the process of disinfection, we can also use most of the available detergents. Stainless steel is not absorbent and after rinsing its surface with water, you can freely use it for food processing. This material is extremely durable and does not require regular and expensive maintenance. Although stainless steel can be slightly more expensive than other raw materials, it is an excellent compromise between the interests of the consumer and manufacturer.



316 STAINLESS STEEL DIN EN ISO 8434-1 TUBE FITTINGS (FORMERLY DIN 2353)

stainless
steel



Adjustable Elbows



L Series, Metric, Female Thread

0291	OD mm	Thread
EVW-6L	6	M12 x 1.5
EVW-8L	8	M14 x 1.5
EVW-10L	10	M16 x 1.5
EVW-12L	12	M18 x 1.5
EVW-15L	15	M22 x 1.5
EVW-18L	18	M26 x 1.5
EVW-22L	22	M30 x 2
EVW-28L	28	M36 x 2
EVW-35L	35	M45 x 2
EVW-42L	42	M52 x 2

Tech Sheet 10602

S Series, Metric, Female Thread

0291	OD mm	Thread
EVW-6S	6	M14 x 1.5
EVW-8S	8	M16 x 1.5
EVW-10S	10	M18 x 1.5
EVW-12S	12	M20 x 1.5
EVW-14S	14	M22 x 1.5
EVW-16S	16	M24 x 1.5
EVW-20S	20	M30 x 2
EVW-25S	25	M36 x 2
EVW-30S	30	M42 x 2
EVW-38S	38	M52 x 2

Tech Sheet 10602

Straights



L Series

0291	OD mm
G6-UL	6
G8-UL	8
G10-UL	10
G12-UL	12
G15-UL	15
G18-UL	18
G22-UL	22
G28-UL	28
G35-UL	35
G42-UL	42

Tech Sheet 10605

S Series

0291	OD mm
G6-US	6
G8-US	8
G10-US	10
G12-US	12
G14-US	14
G16-US	16
G20-US	20
G25-US	25
G30-US	30
G38-US	38

Tech Sheet 10605

Straight Reducers



L Series

0291	OD mm	OD mm
GR-8L-6L	8	6
GR-10L-6L	10	6
GR-10L-8L	10	8
GR-12L-6L	12	6
GR-12L-8L	12	8
GR-12L-10L	12	10
GR-15L-6L	15	6
GR-15L-8L	15	8
GR-15L-10L	15	10
GR-15L-12L	15	12
GR-18L-8L	18	8
GR-18L-10L	18	10
GR-18L-12L	18	12
GR-18L-15L	18	15
GR-22L-8L	22	8
GR-22L-10L	22	10
GR-22L-12L	22	12
GR-22L-15L	22	15
GR-22L-18L	22	18
GR-28L-10L	28	10
GR-28L-12L	28	12
GR-28L-15L	28	15
GR-28L-18L	28	18
GR-28L-22L	28	22
GR-35L-15L	35	15
GR-35L-18L	35	18
GR-35L-22L	35	22
GR-35L-28L	35	28
GR-42L-15L	42	15
GR-42L-18L	42	18
GR-42L-22L	42	22
GR-42L-28L	42	28
GR-42L-35L	42	35

Tech Sheet 10606

Stainless Steel 1.4571 Working Temperature:
-60°C to +400°C (DIN 17 440, AD W 10)

Seal Working Temperature:
-20°C to +200°C (FPM/Viton)

S Series

0291	OD mm	OD mm
GR-8S-6S	8	6
GR-10S-6S	10	6
GR-10S-8S	10	8
GR-12S-6S	12	6
GR-12S-8S	12	8
GR-12S-10S	12	10
GR-14S-6S	14	6
GR-14S-8S	14	8
GR-14S-10S	14	10
GR-14S-12S	14	12
GR-16S-6S	16	6
GR-16S-8S	16	8
GR-16S-10S	16	10
GR-16S-12S	16	12
GR-16S-14S	16	14
GR-20S-6S	20	6
GR-20S-8S	20	8
GR-20S-10S	20	10
GR-20S-12S	20	12
GR-20S-14S	20	14
GR-20S-16S	20	16
GR-25S-8S	25	8
GR-25S-10S	25	10
GR-25S-12S	25	12
GR-25S-14S	25	14
GR-25S-16S	25	16
GR-25S-20S	25	20
GR-30S-10S	30	10
GR-30S-12S	30	12
GR-30S-14S	30	14
GR-30S-16S	30	16
GR-30S-20S	30	20
GR-30S-25S	30	25
GR-38S-10S	38	10
GR-38S-12S	38	12
GR-38S-14S	38	14
GR-38S-16S	38	16
GR-38S-20S	38	20
GR-38S-25S	38	25
GR-38S-30S	38	30

Tech Sheet 10606

stainless
steel

For Stainless Steel Check Valves
see page 1300



316 STAINLESS STEEL DIN EN ISO 8434-1 TUBE FITTINGS (FORMERLY DIN 2353)

stainless
steel



90° Compact Adjustable Elbows

Stainless Steel 1.4571 Working Temperature:
-60°C to +400°C (DIN 17 440, AD W 10)

Seal Temperature Range:
-20°C to +200°C (FPM/Viton)



L Series, Metric, BSPP Male Thread with Viton O-Ring

0291	OD mm	Thread
WEEV-06L-1/8	6	1/8"
WEEV-08L-1/4	8	1/4"
WEEV-10L-1/4	10	1/4"
WEEV-12L-3/8	12	3/8"
WEEV-15L-1/2	15	1/2"
WEEV-18L-1/2	18	1/2"
WEEV-22L-3/4	22	3/4"
WEEV-28L-1	28	1"
WEEV-35L-114	35	1.1/4"

Tech Sheet 67962

45° Adjustable Elbows



L Series, Metric, BSPP Female Thread with Viton O-Ring

0291	OD mm	Thread
EV-DKOL-06	6	M12 x 1.5
EV-DKOL-08	8	M14 x 1.5
EV-DKOL-10	10	M16 x 1.5
EV-DKOL-12	12	M18 x 1.5
EV-DKOL-15	15	M22 x 1.5
EV-DKOL-18	18	M26 x 1.5
EV-DKOL-22	22	M30 x 2
EV-DKOL-28	28	M36 x 2
EV-DKOL-35	35	M45 x 2
EV-DKOL-42	42	M52 x 2

Tech Sheet 67963

Soft Sealed Cutting Ring



L Series Sealing Ring with Viton Seal

0291	OD mm
ES4-L-06-WD	6
ES4-L-08-WD	8
ES4-L-10-WD	10
ES4-L-12-WD	12
ES4-L-15-WD	15
ES4-L-18-WD	18
ES4-L-22-WD	22
ES4-L-28-WD	28
ES4-L-35-WD	35
ES4-L-42-WD	42

Tech Sheet 67964

S Series Sealing Ring with Viton Seal

0291	OD mm
ES4-S-06-WD	6
ES4-S-08-WD	8
ES4-S-10-WD	10
ES4-S-12-WD	12
ES4-S-14-WD	14
ES4-S-16-WD	16
ES4-S-20-WD	20
ES4-S-25-WD	25
ES4-S-30-WD	30
ES4-S-38-WD	38

Tech Sheet 67964

stainless
steel

For **Stainless Steel Tubing**
see page **183**



316 STAINLESS STEEL DIN EN ISO 8434-1 TUBE FITTINGS (FORMERLY DIN 2353)

stainless
steel



° Stainless Steel 1.4571 Working Temperature:
-60°C to +400°C (DIN 17 440, AD W 10)
Seal Working Temperature:
-20°C to +200°C (FPM/Viton)

Equal Elbows



L Series

0291	OD mm
W6-UEL	6
W8-UEL	8
W10-UEL	10
W12-UEL	12
W15-UEL	15
W18-UEL	18
W22-UEL	22
W28-UEL	28
W35-UEL	35
W42-UEL	42

Tech Sheet 10607

S Series

0291	OD mm
W6-UES	6
W8-UES	8
W10-UES	10
W12-UES	12
W14-UES	14
W16-UES	16
W20-UES	20
W25-UES	25
W30-UES	30
W38-UES	38

Tech Sheet 10607

Equal Tees



L Series

0291	OD mm
T6-UTL	6
T8-UTL	8
T10-UTL	10
T12-UTL	12
T15-UTL	15
T18-UTL	18
T22-UTL	22
T28-UTL	28
T35-UTL	35
T42-UTL	42

Tech Sheet 10608

S Series

0291	OD mm
T6-UTS	6
T8-UTS	8
T10-UTS	10
T12-UTS	12
T14-UTS	14
T16-UTS	16
T20-UTS	20
T25-UTS	25
T30-UTS	30
T38-UTS	38

Tech Sheet 10608

Equal Crosses



L Series

0291	OD mm
K6-UCL	6
K8-UCL	8
K10-UCL	10
K12-UCL	12
K15-UCL	15
K18-UCL	18
K22-UCL	22
K28-UCL	28
K35-UCL	35
K42-UCL	42

Tech Sheet 10609

S Series

0291	OD mm
K6-UCS	6
K8-UCS	8
K10-UCS	10
K12-UCS	12
K14-UCS	14
K16-UCS	16
K20-UCS	20
K25-UCS	25
K30-UCS	30
K38-UCS	38

Tech Sheet 10609

stainless
steel

For **Stainless Steel Gauges**
see pages 414-415



316 STAINLESS STEEL DIN EN ISO 8434-1 TUBE FITTINGS (FORMERLY DIN 2353)

stainless
steel



Reducing Standpipes

° Stainless Steel 1.4571 Working Temperature:
-60°C to +400°C (DIN 17 440, AD W 10)

Seal Working Temperature:
-20°C to +200°C (FPM/Viton)



L Series

0291	OD mm	OD mm
KOR-8L-6L	8	6
KOR-10L-6L	10	6
KOR-10L-8L	10	8
KOR-12L-6L	12	6
KOR-12L-8L	12	8
KOR-12L-10L	12	10
KOR-15L-6L	15	6
KOR-15L-8L	15	8
KOR-15L-10L	15	10
KOR-15L-12L	15	12
KOR-18L-6L	18	6
KOR-18L-8L	18	8
KOR-18L-10L	18	10
KOR-18L-12L	18	12
KOR-18L-15L	18	15
KOR-22L-6L	22	6
KOR-22L-8L	22	8
KOR-22L-10L	22	10
KOR-22L-12L	22	12
KOR-22L-15L	22	15
KOR-22L-18L	22	18
KOR-28L-6L	28	6
KOR-28L-8L	28	8

0291	OD mm	OD mm
KOR-28L-10L	28	10
KOR-28L-12L	28	12
KOR-28L-15L	28	15
KOR-28L-18L	28	18
KOR-28L-22L	28	22
KOR-35L-6L	35	6
KOR-35L-8L	35	8
KOR-35L-10L	35	10
KOR-35L-12L	35	12
KOR-35L-15L	35	15
KOR-35L-18L	35	18
KOR-35L-22L	35	22
KOR-35L-28L	35	28
KOR-42L-10L	42	10
KOR-42L-12L	42	12
KOR-42L-15L	42	15
KOR-42L-18L	42	18
KOR-42L-22L	42	22
KOR-42L-28L	42	28
KOR-42L-35L	42	35

Tech Sheet 10610

S Series

0291	OD mm	OD mm
KOR-8S-6S	8	6
KOR-10S-6S	10	6
KOR-10S-8S	10	8
KOR-12S-6S	12	6
KOR-12S-8S	12	8
KOR-12S-10S	12	10
KOR-14S-6S	14	6
KOR-14S-8S	14	8
KOR-14S-10S	14	10
KOR-14S-12S	14	12
KOR-16S-6S	16	6
KOR-16S-8S	16	8
KOR-16S-10S	16	10
KOR-16S-12S	16	12
KOR-16S-14S	16	14
KOR-20S-6S	20	6
KOR-20S-8S	20	8
KOR-20S-10S	20	10
KOR-20S-12S	20	12
KOR-20S-14S	20	14
KOR-20S-16S	20	16
KOR-25S-6S	25	6
KOR-25S-8S	25	8

0291	OD mm	OD mm
KOR-25S-10S	25	10
KOR-25S-12S	25	12
KOR-25S-14S	25	14
KOR-25S-16S	25	16
KOR-25S-20S	25	20
KOR-30S-6S	30	6
KOR-30S-8S	30	8
KOR-30S-10S	30	10
KOR-30S-12S	30	12
KOR-30S-14S	30	14
KOR-30S-16S	30	16
KOR-30S-20S	30	20
KOR-30S-25S	30	25
KOR-38S-6S	38	6
KOR-38S-8S	38	8
KOR-38S-10S	38	10
KOR-38S-12S	38	12
KOR-38S-14S	38	14
KOR-38S-16S	38	16
KOR-38S-20S	38	20
KOR-38S-25S	38	25
KOR-38S-30S	38	30

Tech Sheet 10610

stainless
steel

For **Stainless Steel Tube**
see page **183**



316 STAINLESS STEEL DIN EN ISO 8434-1 TUBE FITTINGS (FORMERLY DIN 2353)

Tee Reducers



Stainless Steel 1.4571 Working Temperature:
-60°C to +400°C (DIN 17 440, AD W 10)

Seal Working Temperature:
-20°C to +200°C (FPM/Viton)

L Series

0291	OD A mm	OD B mm	OD C mm
TR-6-8-6L	6	8	6
TR-6-10-6L	6	10	6
TR-8-6-8L	8	6	8
TR-8-10-8L	8	10	8
TR-8-12-8L	8	12	8
TR-10-6-10L	10	6	10
TR-10-8-10L	10	8	10
TR-10-10-6L	10	10	6
TR-10-12-10L	10	12	10
TR-10-15-10L	10	15	10
TR-12-6-12L	12	6	12
TR-12-8-8L	12	8	8
TR-12-8-12L	12	8	12
TR-12-10-10L	12	10	10
TR-12-10-12L	12	10	12
TR-12-12-10L	12	12	10
TR-12-15-12L	12	15	12
TR-12-18-12L	12	18	12
TR-15-6-15L	15	6	15
TR-15-10-15L	15	10	15
TR-15-12-12L	15	12	12
TR-15-12-15L	15	12	15
TR-15-15-12L	15	15	12
TR-18-10-10L	18	10	10
TR-18-10-18L	18	10	18
TR-18-12-18L	18	12	18
TR-18-15-18L	18	15	18
TR-18-18-10L	18	18	10
TR-22-10-22L	22	10	22
TR-22-12-22L	22	12	22
TR-22-15-15L	22	15	15
TR-22-15-22L	22	15	22
TR-22-18-18L	22	18	18
TR-22-18-22L	22	18	22
TR-22-22-18L	22	22	18
TR-28-10-28L	28	10	28
TR-28-12-28L	28	12	28
TR-28-15-28L	28	15	28
TR-28-18-28L	28	18	28
TR-28-22-22L	28	22	22
TR-28-22-28L	28	22	28
TR-28-35-28L	28	35	28
TR-35-12-35L	35	12	35
TR-35-15-35L	35	15	35
TR-35-18-35L	35	18	35
TR-35-22-35L	35	22	35
TR-35-28-35L	35	28	35
TR-35-42-35L	35	42	35
TR-42-15-42L	42	15	42
TR-42-18-42L	42	18	42
TR-42-22-42L	42	22	42
TR-42-28-42L	42	28	42
TR-42-35-42L	42	35	42

Tech Sheet 10611

S Series

0291	OD A mm	OD B mm	OD C mm
TR-8-6-8S	8	6	8
TR-10-6-10S	10	6	10
TR-10-8-10S	10	8	10
TR-12-6-12S	12	6	12
TR-12-8-8S	12	8	8
TR-12-8-12S	12	8	12
TR-12-10-12S	12	10	12
TR-12-16-12S	12	16	12
TR-14-8-14S	14	8	14
TR-14-10-14S	14	10	14
TR-16-6-16S	16	6	16
TR-16-8-16S	16	8	16
TR-16-10-16S	16	10	16
TR-16-12-16S	16	12	16
TR-16-14-16S	16	14	16
TR-16-20-16S	16	20	16
TR-20-8-20S	20	08	20
TR-20-10-20S	20	10	20
TR-20-12-20S	20	12	20
TR-20-14-20S	20	14	20
TR-20-16-20S	20	16	20
TR-20-25-20S	20	25	20
TR-25-10-25S	25	10	25
TR-25-12-25S	25	12	25
TR-25-14-25S	25	14	25
TR-25-16-25S	25	16	25
TR-25-20-25S	25	20	25
TR-25-30-25S	25	30	25
TR-30-12-30S	30	12	30
TR-30-16-30S	30	16	30
TR-30-20-30S	30	20	30
TR-30-25-30S	30	25	30
TR-30-38-30S	30	38	30
TR-38-16-38S	38	16	38
TR-38-20-38S	38	20	38
TR-38-25-38S	38	25	38
TR-38-30-38S	38	30	38

Tech Sheet 10611

stainless
steel



Straight Bulkheads



L Series

0291	OD mm
SV-6L	6
SV-8L	8
SV-10L	10
SV-12L	12
SV-15L	15
SV-18L	18
SV-22L	22
SV-28L	28
SV-35L	35
SV-42L	42


Tech Sheet 10612

S Series

0291	OD mm
SV-6S	6
SV-8S	8
SV-10S	10
SV-12S	12
SV-14S	14
SV-16S	16
SV-20S	20
SV-25S	25
SV-30S	30
SV-38S	38

Tech Sheet 10612

Weld Bulkheads



L Series

0291	OD mm
ESV-6L-FT	6
ESV-8L-FT	8
ESV-10L-FT	10
ESV-12L-FT	12
ESV-15L-FT	15
ESV-18L-FT	18
ESV-20L-FT	20
ESV-28L-FT	28

Tech Sheet 10613

S Series

0291	OD mm
ESV-6S-FT	6
ESV-8S-FT	8
ESV-10S-FT	10
ESV-12S-FT	12
ESV-14S-FT	14
ESV-16S-FT	16
ESV-20S-FT	20
ESV-25S-FT	25

Tech Sheet 10613

316 STAINLESS STEEL DIN EN ISO 8434-1 TUBE FITTINGS (FORMERLY DIN 2353)

Bulkhead Elbows



L Series

0291	OD mm
WSV-6L-FT	6
WSV-8L-FT	8
WSV-10L-FT	10
WSV-12L-FT	12
WSV-15L-FT	15
WSV-18L-FT	18
WSV-22L-FT	22
WSV-28L-FT	28
WSV-35L-FT	35
WSV-42L-FT	42

Tech Sheet 10614

S Series

0291	OD mm
WSV-6S-FT	6
WSV-8S-FT	8
WSV-10S-FT	10
WSV-12S-FT	12
WSV-14S-FT	14
WSV-16S-FT	16
WSV-20S-FT	20
WSV-25S-FT	25
WSV-30S-FT	30
WSV-38S-FT	38

Tech Sheet 10614

Weld Nipples



O-Ring Sealing, Nitrile

0291	OD mm	Diameter mm
SKA-108	10	8
SKA-107	10	7
SKA-106	10	6
SKA-129	12	9
SKA-128	12	8
SKA-127	12	7
SKA-1613	16	13
SKA-1612	16	12
SKA-1611	16	11
SKA-1610	16	10
SKA-2016	20	16
SKA-2015	20	15
SKA-2014	20	14
SKA-2012	20	12
SKA-2519	25	19
SKA-2517	25	17
SKA-2515	25	15

Tech Sheet 10615

Butt Weld Fittings



L Series

0291	OD mm
AS-6L	6
AS-8L	8
AS-10L	10
AS-12L	12
AS-15L	15
AS-18L	18
AS-22L	22
AS-28L	28

Tech Sheet 10616

S Series

0291	OD mm
AS-6S	6
AS-8S	8
AS-10S	10
AS-12S	12
AS-14S	14
AS-16S	16
AS-20S	20
AS-25S	25

Tech Sheet 10616

Weld Standpipe



0291	OD mm	Diameter mm
ASK-108	10	8
ASK-107	10	7
ASK-106	10	6
ASK-129	12	9
ASK-128	12	8
ASK-127	12	7
ASK-1612	16	12
ASK-1611	16	11
ASK-1610	16	10
ASK-2016	20	16
ASK-2015	20	15
ASK-2014	20	14
ASK-2012	20	12
ASK-2519	25	19
ASK-2517	25	17
ASK-2515	25	15

Tech Sheet 10617

stainless
steel



Stainless Steel 1.4571 Working Temperature:
-60°C to +400°C (DIN 17 440, AD W 10)

Seal Working Temperature:
-20°C to +200°C (FPM/Viton)

Special Weld Nipples (Reducers)



O-Ring Sealing, Nitrile

0291	OD mm	Diameter mm
SKAR-10-6	10	6
SKAR-10-8	10	8
SKAR-12-8	12	8
SKAR-12-10	12	10
SKAR-16-12	16	12
SKAR-20-12	20	12
SKAR-20-16	20	16
SKAR-25-16	25	16
SKAR-25-20	25	20
SKAR-25-15	25	15

Tech Sheet 10618

Metric Standpipe Adaptors, BSPP



L Series

0291	Thread	OD mm
2101-8247	1/8"	6
2101-8254	1/4"	8
2101-8262	1/4"	10
2101-8270	3/8"	12
2101-8288	1/2"	15
2101-8296	1/2"	18
2101-8304	3/4"	22
2101-8312	1"	28
2101-8445	1.1/4"	35
2101-8338	1.1/2"	42

Tech Sheet 20799

S Series

0291	Thread	OD mm
2101-8346	1/4"	6
2101-8353	1/4"	8
2101-8361	3/8"	10
2101-8379	3/8"	12
2101-8387	1/2"	14
2101-8395	1/2"	16
2101-8403	3/4"	20
2101-8411	1"	25
2101-8429	1.1/4"	30
2101-8437	1.1/2"	38

Tech Sheet 20799

316 STAINLESS STEEL DIN EN ISO 8434-1 TUBE FITTINGS (FORMERLY DIN 2353)

stainless
steel



° Stainless Steel 1.4571 Working Temperature:
-60°C to +400°C (DIN 17 440, AD W 10)
Seal Working Temperature:
-20°C to +200°C (FPM/Viton)

Banjo Elbows



L Series, BSPP, Metal Sealing Ring

0291	OD mm	Thread
WHV-6L-2RG	6	1/8"
WHV-8L-4RG	8	1/4"
WHV-10L-4RG	10	1/4"
WHV-10L-6G	10	3/8"
WHV-12L-4RG	12	1/4"
WHV-12L-6RG	12	3/8"
WHV-12L-8RG	12	1/2"
WHV-15L-8RG	15	1/2"
WHV-18L-8RG	18	1/2"
WHV-22L-12RG	22	3/4"
WHV-28L-16RG	28	1"
WHV-35L-20RG	35	1.1/4"
WHV-42L-24RG	42	1.1/2"

Tech Sheet 20736

S Series, BSPP, Metal Sealing Ring

0291	OD mm	Thread
WHV-6S-4RG	6	1/4"
WHV-8S-4RG	8	1/4"
WHV-10S-4RG	10	1/4"
WHV-10S-6G	10	3/8"
WHV-12S-6RG	12	3/8"
WHV-14S-8RG	14	1/2"
WHV-16S-8RG	16	1/2"
WHV-20S-12RG	20	3/4"
WHV-25S-16RG	25	1"
WHV-30S-20RG	30	1.1/4"
WHV-38S-24RG	38	1.1/2"

Tech Sheet 20736

Gauge Couplings



L Series, BSPP, Metal Sealing Ring

0291	OD mm	Thread
MV-6L-4RG	6	1/4"
MV-6L-8RG	6	1/2"
MV-8L-4RG	8	1/4"
MV-8L-8RG	8	1/2"
MV-10L-4RG	10	1/4"
MV-10L-8RG	10	1/2"
MV-12L-4RG	12	1/4"
MV-12L-8RG	12	1/2"

Tech Sheet 20737



S Series, BSPP, Metal Sealing Ring

0291	OD mm	Thread
MV-6S-8RG	6	1/2"
MV-8S-4RG	8	1/4"
MV-8S-8RG	8	1/2"
MV-10S-4RG	10	1/4"
MV-10S-8RG	10	1/2"
MV-12S-4RG	12	1/4"
MV-12S-8RG	12	1/2"

Tech Sheet 20737



L Series, NPT

0291	OD mm	Thread
MV-6L-4N	6	1/4"
MV-6L-8N	6	1/2"
MV-8L-4N	8	1/4"
MV-8L-8N	8	1/2"
MV-10L-4N	10	1/4"
MV-10L-8N	10	1/2"
MV-12L-4N	12	1/4"
MV-12L-8N	12	1/2"

Tech Sheet 20901



S Series, NPT

0291	OD mm	Thread
MV-6S-8N	6	1/2"
MV-8S-8N	8	1/2"
MV-10S-8N	10	1/2"
MV-12S-8N	12	1/2"

Tech Sheet 20901

For Hydraulic Tube Clamps
see pages 184-200



316 STAINLESS STEEL DIN EN ISO 8434-1 TUBE FITTINGS (FORMERLY DIN 2353)

Non-return Valves

All valves supplied with 1 bar cracking pressure unless stated, other pressures available on request are 0.2, 0.5, 2.0 and 3.0

Stainless Steel 1.4571 Working Temperature:
-60°C to +400°C (DIN 17 440, AD W 10)

stainless
steel



Seal Working Temperature:
-20°C to +200°C (FPM/Viton)

L Series, BSPP, Flow Towards Thread



0291	OD mm	Thread
RZ-6L-2RG	6	1/8"
RZ-8L-4RG	8	1/4"
RZ-10L-4RG	10	1/4"
RZ-12L-6RG	12	3/8"
RZ-15L-8RG	15	1/2"
RZ-18L-8RG	18	1/2"
RZ-22L-12RG	22	3/4"
RZ-28L-16RG	28	1"
RZ-35L-20RG	35	1.1/4"
RZ-42L-24RG	42	1.1/2"

Tech Sheet 20352

L Series, BSPP, Flow Away From Thread



0291	OD mm	Thread
RV-6L-2RG	6	1/8"
RV-8L-4RG	8	1/4"
RV-10L-4RG	10	1/4"
RV-12L-6RG	12	3/8"
RV-15L-8RG	15	1/2"
RV-18L-8RG	18	1/2"
RV-22L-12RG	22	3/4"
RV-28L-16RG	28	1"
RV-35L-20RG	35	1.1/4"
RV-42L-24RG	42	1.1/2"

Tech Sheet 20352

L Series, Tube x Tube



0291	OD mm	Cracking Pressure Bar
770-0606	6	0.5
770-0808	8	0.5
770-1010	10	0.5
770-1212	12	0.5
770-1515	15	0.5
770-1818	18	0.5
770-2222	22	0.5
770-2828	28	0.5
770-3535	35	0.5
770-4242	42	0.5

Tech Sheet 10619

S Series, BSPP, Flow Towards Thread

0291	OD mm	Thread
RZ-6S-2RG	6	1/8"
RZ-8S-4RG	8	1/4"
RZ-10S-4RG	10	1/4"
RZ-12S-6RG	12	3/8"
RZ-14S-8RG	14	1/2"
RZ-16S-8RG	16	1/2"
RZ-20S-12RG	20	3/4"
RZ-25S-16RG	25	1"
RZ-30S-20RG	30	1.1/4"
RZ-38S-24RG	38	1.1/2"

S Series, BSPP, Flow Away From Thread

0291	OD mm	Thread
RV-6S-2RG	6	1/8"
RV-8S-4RG	8	1/4"
RV-10S-4RG	10	1/4"
RV-12S-6RG	12	3/8"
RV-14S-8RG	14	1/2"
RV-16S-8RG	16	1/2"
RV-20S-12RG	20	3/4"
RV-25S-16RG	25	1"
RV-30S-20RG	30	1.1/4"
RV-38S-24RG	38	1.1/2"

S Series, Tube x Tube

0291	OD mm
RD-6S	6
RD-8S	8
RD-10S	10
RD-12S	12
RD-14S	14
RD-16S	16
RD-20S	20
RD-25S	25
RD-30S	30
RD-38S	38

Tech Sheet 10619

Blanking Plugs, Threaded



BSPP

0291	Thread
VSTI-2EO	1/8"
VSTI-4EO	1/4"
VSTI-6EO	3/8"
VSTI-8EO	1/2"
VSTI-12EO	3/4"
VSTI-16EO	1"
VSTI-20EO	1.1/4"
VSTI-24EO	1.1/2"

Tech Sheet 10620

Metric

0291	Thread
VSTI-10M	M10 x 1
VSTI-12M	M12 x 1.5
VSTI-14M	M14 x 1.5
VSTI-16M	M16 x 1.5
VSTI-18M	M18 x 1.5
VSTI-20M	M20 x 1.5
VSTI-22M	M22 x 1.5
VSTI-26M	M26 x 1.5
VSTI-27M	M27 x 2
VSTI-33M	M33 x 2
VSTI-42M	M42 x 2
VSTI-48M	M48 x 2

Tech Sheet 10620

Blanking Plugs



L Series

0291	OD mm
VKA-6L	6
VKA-8L	8
VKA-10L	10
VKA-12L	12
VKA-15L	15
VKA-18L	18
VKA-22L	22
VKA-28L	28
VKA-35L	35
VKA-42L	42

Tech Sheet 10621

S Series

0291	OD mm
VKA-6S	6
VKA-8S	8
VKA-10S	10
VKA-12S	12
VKA-14S	14
VKA-16S	16
VKA-20S	20
VKA-25S	25
VKA-30S	30
VKA-38S	38

Tech Sheet 10621

Blanking Ends



L Series

0291	OD mm
ROV-6L	6
ROV-8L	8
ROV-10L	10
ROV-12L	12
ROV-15L	15
ROV-18L	18
ROV-22L	22
ROV-28L	28
ROV-35L	35
ROV-42L	42

Tech Sheet 10622

S Series

0291	OD mm
ROV-6S	6
ROV-8S	8
ROV-10S	10
ROV-12S	12
ROV-14S	14
ROV-16S	16
ROV-20S	20
ROV-25S	25
ROV-30S	30
ROV-38S	38

Tech Sheet 10622

316 STAINLESS STEEL DIN EN ISO 8434-1 TUBE FITTINGS (FORMERLY DIN 2353)

stainless
steel



° Stainless Steel 1.4571 Working Temperature:
-60°C to +400°C (DIN 17 440, AD W 10)
Seal Working Temperature:
-20°C to +200°C (FPM/Viton)

Nut



L Series

0291	OD mm
M-6L-FT	6
M-8L-FT	8
M-10L-FT	10
M-12L-FT	12
M-15L-FT	15
M-18L-FT	18
M-22L-FT	22
M-28L-FT	28
M-35L-FT	35
M-42L-FT	42

Tech Sheet 10623

S Series

0291	OD mm
M-6S-FT	6
M-8S-FT	8
M-10S-FT	10
M-12S-FT	12
M-14S-FT	14
M-16S-FT	16
M-20S-FT	20
M-25S-FT	25
M-30S-FT	30
M-38S-FT	38

Tech Sheet 10623

Compression Ring

- Hardened, nickel plated.



L Series

0291	OD mm
DPR-6L	6
DPR-8L	8
DPR-10L	10
DPR-12L	12
DPR-15L	15
DPR-18L	18
DPR-22L	22
DPR-28L	28
DPR-35L	35
DPR-42L	42

Tech Sheet 10624

S Series

0291	OD mm
DPR-6S	6
DPR-8S	8
DPR-10S	10
DPR-12S	12
DPR-14S	14
DPR-16S	16
DPR-20S	20
DPR-25S	25
DPR-30S	30
DPR-38S	38

Tech Sheet 10624

Seals



Banjo Couplings

0291	Thread
DKR-2RG	1/8"
DKR-4RG	1/4"
DKR-6RG	3/8"
DKR-8RG	1/2"
DKR-12RG	3/4"
DKR-16RG	1"
DKR-20RG	1.1/4"
DKR-24RG	1.1/2"



Gauge Couplings

0291	Thread
DKRI-4RG	1/4"
DKRI-8RG	1/2"



Viton

0291	Thread
WD-10X1	M10 x 1 (1/8")
WD-12X1.5	M12 x 1.5
WD-14X1.5	M14 x 1.5 (1/4")
WD-16X1.5	M16 x 1.5
WD-3/8	3/8"
WD-18X1.5	M18 x 1.5
WD-20X1.5	M20 x 1.5
WD-1/2	1/2"
WD-26X1.5	M26 x 1.5 (3/4")
WD-22X1.5	M22 x 1.5
WD-27X2	M27 x 2 (3/4")
WD-33X2	M33 x 2 (1")
WD-42X2	M42 x 2 (1.1/4")
WD-48X2	M48 x 2 (1.1/2")

For **Hose & Pipe Cleaning Kits**
see page 49



316 STAINLESS STEEL DIN EN ISO 8434-1 TUBE FITTINGS (FORMERLY DIN 2353)

stainless
steel



Stainless Steel 1.4571 Working Temperature:
-60°C to +400°C (DIN 17 440, AD W 10)

Seal Working Temperature:
-20°C to +200°C (FPM/Viton)

Technical details of ISO 8434-1 24° Fittings
Cone sealing couplings with 24° Cone and O-ring - FPM

There are several advantages to using DKO couplings:

- They are simple to assemble with low torque requirements.
- There is a wide variety of couplings to choose from.
- They are also easy to combine with each other.
- Additionally, DKO couplings have a super low leakage rate thanks to the O-ring sealing.

Straight Swivel Unions - DKO



L Series

0291	OD mm	Thread
GV-DKOL-06	6	M12 x 1.5
GV-DKOL-08	8	M 4 x 1.5
GV-DKOL-10	10	M16 x 1.5
GV-DKOL-12	12	M18 x 1.5
GV-DKOL-15	15	M22 x 1.5
GV-DKOL-18	18	M26 x 1.5
GV-DKOL-22	22	M30 x 2
GV-DKOL-28	28	M36 x 2
GV-DKOL-35	35	M45 x 2
GV-DKOL-42	42	M52 x 2

Tech Sheet 71713

S Series

0291	OD mm	Thread
GV-DKOS-06	6	M14 x 1.5
GV-DKOS-08	8	M16 x 1.5
GV-DKOS-10	10	M18 x 1.5
GV-DKOS-12	12	M20 x 1.5
GV-DKOS-14	14	M22 x 1.5
GV-DKOS-16	16	M24 x 1.5
GV-DKOS-20	20	M30 x 2
GV-DKOS-25	25	M36 x 2
GV-DKOS-30	30	M42 x 2
GV-DKOS-38	38	M52 x 2

Tech Sheet 71713

Straight Swivel Reducers - DKO



L/L Series

0291	OD mm	OD mm
GVR-DKO-08L/06L	8	6
GVR-DKO-10L/06L	10	6
GVR-DKO-10L/08L	10	8
GVR-DKO-12L/06L	12	6
GVR-DKO-12L/08L	12	8
GVR-DKO-12L/10L	12	10
GVR-DKO-15L/08L	15	8
GVR-DKO-15L/10L	15	10
GVR-DKO-15L/12L	15	12
GVR-DKO-18L/10L	18	10
GVR-DKO-18L/12L	18	12
GVR-DKO-18L/15L	18	15
GVR-DKO-22L/12L	22	12
GVR-DKO-22L/15L	22	15
GVR-DKO-22L/18L	22	18
GVR-DKO-28L/15L	28	15
GVR-DKO-28L/18L	28	18
GVR-DKO-28L/22L	28	22
GVR-DKO-35L/18L	35	18
GVR-DKO-35L/22L	35	22
GVR-DKO-35L/28L	35	28
GVR-DKO-42L/22L	42	22
GVR-DKO-42L/28L	42	28
GVR-DKO-42L/35L	42	35

Tech Sheet 71714

S/S Series

0291	OD mm	OD mm
GVR-DKO-08S/06S	8	6
GVR-DKO-10S/06S	10	6
GVR-DKO-10S/08S	10	8
GVR-DKO-12S/06S	12	6
GVR-DKO-12S/08S	12	8
GVR-DKO-12S/10S	12	10
GVR-DKO-16S/10S	16	10
GVR-DKO-16S/12S	16	12
GVR-DKO-16S/14S	16	14
GVR-DKO-20S/12S	20	12
GVR-DKO-20S/14S	20	14
GVR-DKO-20S/16S	20	16
GVR-DKO-25S/16S	25	16
GVR-DKO-25S/20S	25	20
GVR-DKO-30S/16S	30	16
GVR-DKO-30S/20S	30	20
GVR-DKO-30S/25S	30	25
GVR-DKO-38S/20S	38	20
GVR-DKO-38S/25S	38	25
GVR-DKO-38S/30S	38	30

Tech Sheet 71714

L/S Series

0291	OD mm	OD mm
GVR-DKO-06L/06S	6	6
GVR-DKO-08L/06S	8	6
GVR-DKO-08L/08S	8	8
GVR-DKO-10L/10S	10	10
GVR-DKO-12L/10S	12	10
GVR-DKO-12L/12S	12	12
GVR-DKO-15L/12S	15	12
GVR-DKO-15L/14S	15	14
GVR-DKO-18L/16S	18	16
GVR-DKO-22L/20S	22	20
GVR-DKO-28L/25S	28	25
GVR-DKO-35L/30S	35	30
GVR-DKO-42L/38S	42	38

Tech Sheet 71715

S/L Series

0291	OD mm	OD mm
GVR-DKO-10S/08L	10	8
GVR-DKO-12S/08L	12	8
GVR-DKO-12S/10L	12	10
GVR-DKO-16S/10L	16	10
GVR-DKO-16S/12L	16	12
GVR-DKO-16S/15L	16	15
GVR-DKO-20S/18L	20	18
GVR-DKO-25S/18L	25	18
GVR-DKO-25S/22L	25	22
GVR-DKO-30S/28L	30	28
GVR-DKO-38S/35L	38	35

Tech Sheet 71715

316 STAINLESS STEEL DIN EN ISO 8434-1 TUBE FITTINGS (FORMERLY DIN 2353)

stainless
steel



° Stainless Steel 1.4571 Working Temperature:
-60°C to +400°C (DIN 17 440, AD W 10)
Seal Working Temperature:
-20°C to +200°C (FPM/Viton)

Adjustable Elbows - DKO



L Series, Metric, Female Thread

0291	OD mm	Thread
EW-DKOL-06	6	M12 x 1,5
EW-DKOL-08	8	M14 x 1,5
EW-DKOL-10	10	M16 x 1,5
EW-DKOL-12	12	M18 x 1,5
EW-DKOL-15	15	M22 x 1,5
EW-DKOL-18	18	M26 x 1,5
EW-DKOL-22	22	M30 x 2
EW-DKOL-28	28	M36 x 2
EW-DKOL-35	35	M45 x 2
EW-DKOL-42	42	M52 x 2

Tech Sheet 71716

S Series, Metric, Female Thread

0291	OD mm	Thread
EW-DKOS-06	6	M14 x 1,5
EW-DKOS-08	8	M16 x 1,5
EW-DKOS-10	10	M18 x 1,5
EW-DKOS-12	12	M20 x 1,5
EW-DKOS-14	14	M22 x 1,5
EW-DKOS-16	16	M24 x 1,5
EW-DKOS-20	20	M30 x 2
EW-DKOS-25	25	M36 x 2
EW-DKOS-30	30	M42 x 2
EW-DKOS-38	38	M52 x 2

Tech Sheet 71716

Adjustable Branch Tees - DKO



L Series, Metric, Female Thread

0291	OD mm	Thread
ET-DKOL-06	6	M12 x 1,5
ET-DKOL-08	8	M14 x 1,5
ET-DKOL-10	10	M16 x 1,5
ET-DKOL-12	12	M18 x 1,5
ET-DKOL-15	15	M22 x 1,5
ET-DKOL-18	18	M26 x 1,5
ET-DKOL-22	22	M30 x 2
ET-DKOL-28	28	M36 x 2
ET-DKOL-35	35	M45 x 2
ET-DKOL-42	42	M52 x 2

Tech Sheet 71717

S Series, Metric, Female Thread

0291	OD mm	OD mm
ET-DKOS-06	6	M14 x 1,5
ET-DKOS-08	8	M16 x 1,5
ET-DKOS-10	10	M18 x 1,5
ET-DKOS-12	12	M20 x 1,5
ET-DKOS-14	14	M22 x 1,5
ET-DKOS-16	16	M24 x 1,5
ET-DKOS-20	20	M30 x 2
ET-DKOS-25	25	M36 x 2
ET-DKOS-30	30	M42 x 2
ET-DKOS-38	38	M52 x 2

Tech Sheet 71717

Adjustable Run Tees - DKO



L Series, Metric, Female Thread

0291	OD mm	Thread
EL-DKOL-06	6	M12 x 1,5
EL-DKOL-08	8	M14 x 1,5
EL-DKOL-10	10	M16 x 1,5
EL-DKOL-12	12	M18 x 1,5
EL-DKOL-15	15	M22 x 1,5
EL-DKOL-18	18	M26 x 1,5
EL-DKOL-22	22	M30 x 2
EL-DKOL-28	28	M36 x 2
EL-DKOL-35	35	M45 x 2
EL-DKOL-42	42	M52 x 2

Tech Sheet 71718


S Series, Metric, Female Thread

0291	OD mm	Thread
EL-DKOS-06	6	M14 x 1,5
EL-DKOS-08	8	M16 x 1,5
EL-DKOS-10	10	M18 x 1,5
EL-DKOS-12	12	M20 x 1,5
EL-DKOS-14	14	M22 x 1,5
EL-DKOS-16	16	M24 x 1,5
EL-DKOS-20	20	M30 x 2
EL-DKOS-25	25	M36 x 2
EL-DKOS-30	30	M42 x 2
EL-DKOS-38	38	M52 x 2

Tech Sheet 71718

stainless
steel

For **Stainless Steel Hydraulic Ball Valves**
see page 242



316 STAINLESS STEEL DIN EN ISO 8434-1 TUBE FITTINGS (FORMERLY DIN 2353)

 **Stainless Steel 1.4571 Working Temperature:**
-60°C to +400°C (DIN 17 440, AD W 10)

Seal Working Temperature:
-20°C to +200°C (FPM/Viton)

Reducing Couplings - DKO



L Series

0291	OD mm	OD mm
RED-DKOL-08/06	8	6
RED-DKOL-10/06	10	6
RED-DKOL-10/08	10	8
RED-DKOL-12/06	12	6
RED-DKOL-12/08	12	8
RED-DKOL-12/10	12	10
RED-DKOL-15/06	15	6
RED-DKOL-15/08	15	8
RED-DKOL-15/10	15	10
RED-DKOL-15/12	15	12
RED-DKOL-18/06	18	6
RED-DKOL-18/08	18	8
RED-DKOL-18/10	18	10
RED-DKOL-18/12	18	12
RED-DKOL-18/15	18	15
RED-DKOL-22/06	22	6
RED-DKOL-22/08	22	8
RED-DKOL-22/10	22	10
RED-DKOL-22/12	22	12
RED-DKOL-22/15	22	15
RED-DKOL-22/18	22	18
RED-DKOL-28/06	28	6
RED-DKOL-28/08	28	8
RED-DKOL-28/10	28	10
RED-DKOL-28/12	28	12
RED-DKOL-28/15	28	15
RED-DKOL-28/18	28	18
RED-DKOL-28/22	28	22
RED-DKOL-35/06	35	6
RED-DKOL-35/08	35	8
RED-DKOL-35/10	35	10
RED-DKOL-35/12	35	12
RED-DKOL-35/15	35	15
RED-DKOL-35/18	35	18
RED-DKOL-35/22	35	22
RED-DKOL-35/28	35	28
RED-DKOL-42/06	42	6
RED-DKOL-42/08	42	8
RED-DKOL-42/10	42	10
RED-DKOL-42/12	42	12
RED-DKOL-42/15	42	15
RED-DKOL-42/18	42	18
RED-DKOL-42/22	42	22
RED-DKOL-42/28	42	28
RED-DKOL-42/35	42	35

Tech Sheet 71719

S Series

0291	OD mm	OD mm
RED-DKOS-08/06	8	6
RED-DKOS-10/06	10	6
RED-DKOS-10/08	10	8
RED-DKOS-12/06	12	6
RED-DKOS-12/08	12	8
RED-DKOS-12/10	12	10
RED-DKOS-14/06	14	6
RED-DKOS-14/08	14	8
RED-DKOS-14/10	14	10
RED-DKOS-14/12	14	12
RED-DKOS-16/06	16	6
RED-DKOS-16/08	16	8
RED-DKOS-16/10	16	10
RED-DKOS-16/12	16	12
RED-DKOS-16/14	16	14
RED-DKOS-20/06	20	6
RED-DKOS-20/08	20	8
RED-DKOS-20/10	20	10
RED-DKOS-20/12	20	12
RED-DKOS-20/14	20	14
RED-DKOS-20/16	20	16
RED-DKOS-25/06	25	6
RED-DKOS-25/08	25	8
RED-DKOS-25/10	25	10
RED-DKOS-25/12	25	12
RED-DKOS-25/14	25	14
RED-DKOS-25/16	25	16
RED-DKOS-25/20	25	20
RED-DKOS-30/06	30	6
RED-DKOS-30/08	30	8
RED-DKOS-30/10	30	10
RED-DKOS-30/12	30	12
RED-DKOS-30/14	30	14
RED-DKOS-30/16	30	16
RED-DKOS-30/20	30	20
RED-DKOS-30/25	30	25
RED-DKOS-38/06	38	6
RED-DKOS-38/08	38	8
RED-DKOS-38/10	38	10
RED-DKOS-38/12	38	12
RED-DKOS-38/14	38	14
RED-DKOS-38/16	38	16
RED-DKOS-38/20	38	20
RED-DKOS-38/25	38	25
RED-DKOS-38/30	38	30

Tech Sheet 71720

stainless
steel



Swivel Female - Male, Connectors - DKO



L Series

0291	OD mm	Thread BSPP
EGE-DKO-06L-2EO	6	1/8"
EGE-DKO-06L-4EO	6	1/4"
EGE-DKO-06L-6EO	6	3/8"
EGE-DKO-08L-2EO	8	1/8"
EGE-DKO-08L-4EO	8	1/4"
EGE-DKO-08L-6EO	8	3/8"
EGE-DKO-08L-8EO	8	1/2"
EGE-DKO-10L-2EO	10	1/8"
EGE-DKO-10L-4EO	10	1/4"
EGE-DKO-10L-6EO	10	3/8"
EGE-DKO-10L-8EO	10	1/2"
EGE-DKO-12L-2EO	12	1/8"
EGE-DKO-12L-4EO	12	1/4"
EGE-DKO-12L-6EO	12	3/8"
EGE-DKO-12L-8EO	12	1/2"
EGE-DKO-15L-6EO	15	3/8"
EGE-DKO-15L-8EO	15	1/2"
EGE-DKO-15L-12EO	15	3/4"
EGE-DKO-18L-6EO	18	3/8"
EGE-DKO-18L-8EO	18	1/2"
EGE-DKO-18L-12EO	18	3/4"
EGE-DKO-22L-8EO	22	1/2"
EGE-DKO-22L-12EO	22	3/4"
EGE-DKO-22L-16EO	22	1"
EGE-DKO-28L-12EO	28	3/4"
EGE-DKO-28L-16EO	28	1"
EGE-DKO-35L-20EO	35	1.1/4"
EGE-DKO-42L-20EO	42	1.1/4"
EGE-DKO-42L-24EO	42	1.1/2"

Tech Sheet 71721

S Series

0291	OD mm	Thread BSPP
EGE-DKO-06S-4EO	6	1/4"
EGE-DKO-08S-4EO	8	1/4"
EGE-DKO-08S-6EO	8	3/8"
EGE-DKO-10S-4EO	10	1/4"
EGE-DKO-10S-6EO	10	3/8"
EGE-DKO-10S-8EO	10	1/2"
EGE-DKO-12S-4EO	12	1/4"
EGE-DKO-12S-6EO	12	3/8"
EGE-DKO-12S-8EO	12	1/2"
EGE-DKO-14S-8EO	14	1/2"
EGE-DKO-16S-6EO	16	3/8"
EGE-DKO-16S-8EO	16	1/2"
EGE-DKO-16S-12EO	16	3/4"
EGE-DKO-20S-8EO	20	1/2"
EGE-DKO-20S-12EO	20	3/4"
EGE-DKO-20S-16EO	20	1"
EGE-DKO-25S-12EO	25	3/4"
EGE-DKO-25S-16EO	25	1"
EGE-DKO-30S-16EO	30	1"
EGE-DKO-30S-20EO	30	1.1/4"
EGE-DKO-38S-24EO	38	1.1/2"

Tech Sheet 71721

316 STAINLESS STEEL DIN EN ISO 8434-1 TUBE FITTINGS (FORMERLY DIN 2353)

stainless
steel



° Stainless Steel 1.4571 Working Temperature:
-60°C to +400°C (DIN 17 440, AD W 10)
Seal Working Temperature:
-20°C to +200°C (FPM/Viton)

Banjo Elbows



LL Series, BSPP, WDS, Standard

0291	OD mm	Thread BSPP
WHV-4LL-2EO-WDS	4	1/8"
WHV-6LL-2EO-WDS	6	1/8"
WHV-8LL-2EO-WDS	8	1/8"

Tech Sheet 71722

L Series, BSPP, WDS, Standard

0291	OD mm	Thread BSPP
WHV-06L-2EO-WDS	6	1/8"
WHV-08L-4EO-WDS	8	1/4"
WHV-10L-4EO-WDS	10	1/4"
WHV-10L-6EO-WDS	10	3/8"
WHV-12L-4EO-WDS	12	1/4"
WHV-12L-6EO-WDS	12	3/8"
WHV-12L-8EO-WDS	12	1/2"
WHV-15L-8EO-WDS	15	1/2"
WHV-18L-8EO-WDS	18	1/2"
WHV-22L-12EO-WDS	22	3/4"
WHV-28L-16EO-WDS	28	1"
WHV-35L-20EO-WDS	35	1.1/4"
WHV-42L-24EO-WDS	42	1.1/2"

Tech Sheet 71722

S Series, BSPP, WDS, Standard

0291	OD mm	Thread BSPP
WHV-06S-4EO-WDS	6	1/4"
WHV-08S-4EO-WDS	8	1/4"
WHV-10S-4EO-WDS	10	1/4"
WHV-10S-6EO-WDS	10	3/8"
WHV-12S-6EO-WDS	12	3/8"
WHV-14S-8EO-WDS	14	1/2"
WHV-16S-8EO-WDS	16	1/2"
WHV-20S-12EO-WDS	20	3/4"
WHV-25S-16EO-WDS	25	1"
WHV-30S-20EO-WDS	30	1.1/4"
WHV-38S-24EO-WDS	38	1.1/2"

Tech Sheet 71722

Banjo Tees



LL Series, BSPP, WDS, Standard

0291	OD mm	Thread BSPP
THV-4LL-2EO-WDS	4	1/8"
THV-6LL-2EO-WDS	6	1/8"
THV-8LL-2EO-WDS	8	1/8"

Tech Sheet 71723

L Series, BSPP, WDS, Standard

0291	OD mm	Thread BSPP
THV-06L-2EO-WDS	6	1/8"
THV-08L-4EO-WDS	8	1/4"
THV-10L-4EO-WDS	10	1/4"
THV-12L-4EO-WDS	12	1/4"
THV-12L-6EO-WDS	12	3/8"
THV-15L-8EO-WDS	15	1/2"
THV-18L-8EO-WDS	18	1/2"
THV-22L-12EO-WDS	22	3/4"
THV-28L-16EO-WDS	28	1"
THV-35L-20EO-WDS	35	1.1/4"
THV-42L-24EO-WDS	42	1.1/2"

Tech Sheet 71723

S Series, BSPP, WDS, Standard

0291	OD mm	Thread BSPP
THV-06S-4EO-WDS	6	1/4"
THV-08S-4EO-WDS	8	1/4"
THV-10S-4EO-WDS	10	1/4"
THV-10S-6EO-WDS	10	3/8"
THV-12S-6EO-WDS	12	3/8"
THV-14S-8EO-WDS	14	1/2"
THV-16S-8EO-WDS	16	1/2"
THV-20S-12EO-WDS	20	3/4"
THV-25S-16EO-WDS	25	1"
THV-30S-20EO-WDS	30	1.1/4"
THV-38S-24EO-WDS	38	1.1/2"

Tech Sheet 71723

One-Bite Cutting Rings - SPH Finish



LL Series Sealing Ring with SPH Finish

0291	OD mm
SR-LL-04/1 K-SPH	4
SR-LL-06/1 K-SPH	6
SR-LL-08/1 K-SPH	8

Tech Sheet 71724

Double-Bite Cutting Rings - SPH Finish



L Series Sealing Ring with SPH Finish

0291	OD mm
SR-L-06/2 K-SPH	6
SR-L-08/2 K-SPH	8
SR-L-10/2 K-SPH	10
SR-L-12/2 K-SPH	12
SR-L-15/2 K-SPH	15
SR-L-18/2 K-SPH	18
SR-L-22/2 K-SPH	22
SR-L-28/2 K-SPH	28
SR-L-35/2 K-SPH	35
SR-L-42/2 K-SPH	42

Tech Sheet 71724

S Series Sealing Ring with SPH Finish

0291	OD mm
SR-S-06/2 K-SPH	6
SR-S-08/2 K-SPH	8
SR-S-10/2 K-SPH	10
SR-S-12/2 K-SPH	12
SR-S-16/2 K-SPH	16
SR-S-20/2 K-SPH	20
SR-S-25/2 K-SPH	25
SR-S-30/2 K-SPH	30
SR-S-38/2 K-SPH	38

Tech Sheet 71724

STAINLESS STEEL COMPONENT PARTS

stainless
steel



Silver Plated Stainless Steel Nuts (AGP)

There is a high risk for cold welding (gripping) at the threads without silver-coating.

Together with ABF-grease easy assembly due to reduction in tightening torque by up to 70%.

Reduced torsion load to the coupling body.

Applications: Marine industry.



Light-duty

0294	Thread	OD mm
M18L-1.4571AGP	M26 x 1.5	18
M22L-1.4571AGP	M30 x 2	22
M28L-1.4571AGP	M36 x 2	28
M35L-1.4571AGP	M45 x 2	35

Heavy-duty

0294	Thread	OD mm
M20S-1.4571AGP	M30 x 2	20
M25S-1.4571AGP	M36 x 2	25
M30S-1.4571AGP	M42 x 2	30
M38S-1.4571AGP	M52 x 2	38

ABF Anti Bloc Grease

Special grease for the installation of stainless couplings, material 1.4571.

Applications: Marine industry.

To avoid gripping and reduce the coefficient of friction.



1000g Can

0294	Grams
ANTI-BLOC 1KG	1000



100g Tube

0294	Grams
ANTI-BLOC 100G	100

stainless
steel

For **Stainless Steel Tubing**
see page **183**



INTRODUCING TWIN FERRULE TUBE COMPRESSION FITTINGS



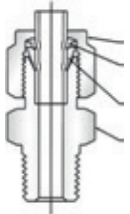
Panam Instrumentation tube fittings provide a zero leak proof seal which will withstand high pressure, impulse, vibration and temperature. These features offer high safety and maintenance free smooth working. Each component is precision machined to the most accurate tolerance; maintain TQM practices throughout manufacturing process.

The fittings are manufactured in accordance with ISO9001 quality standards and CE marking requirements with complete traceability records available upon request.

Available in 316 SS, Brass, CS, Monel materials in a variety of end connections. Straight fittings are machined from bar stock and shaped bodies are machined from forgings.

The fittings are used on instrumentation process control systems, analysers and environmental equipment in oil and gas, Petro-chemical, Power generation, Pulp and Paper industry and many more.

Functions



- Compression nut Threads are silver plated which prevents galling.
- Back Ferrule locks together the fittings and tube forms a primary Seal which absorbs the pressure pulses and vibration.
- Front Ferrule Forms a secondary seal which connects tube and fitting and guarantees a bubble tight Zero Leak Sealing.
- Rugged body construction, high precision machined surface and standardised tolerances provides maximum trouble free service life in severe working conditions.

The above illustrates sealing action of a Tube Fitting assembly which takes place after the assembly is fully tightened

Assembly Instructions

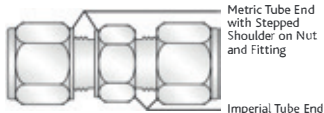
SIZE M6 thru M25 (6mm-25mm) SIZE M3 thru M4 (3mm-4mm)



- 1-1/4 Turns from Finger Tight
- Only 3/4 Turn from Finger Tight is necessary to seal and will result in additional remakes of the fitting

- 1 Insert the tubing in to the Tube Fitting until it comes up to the tube stop.
- 2 Ensure that the nut is finger tight and tighten the nut 1-1/4 turns as shown in figure.
- 3 For 1/8" and 3/16 Fittings only 3/4 turns as shown in Fig-3.

Identification of Twin Ferrule Fittings



The Metric size of the Fittings have extra stepped shoulder on the body and nut to distinguish them from imperial size.
All Dimensions are in mm unless otherwise stated. Dimensions are for reference only, subject to change.

Material Standards

Material	Bar Stock a	Forging b	Tubing
316 Stainless Steel	ASTM A276 ASME SA479	ASTM A182 ASME SA182	ASME-SA-213 / ASTM-A-213/ ASTM-A-249 / ASTM-A-269 / MIL T-88504 / MIL T-8506
Brass	ASTM B16	ASTM B283	ASTM-B75 / ASME-SB75 (TEMPER "O")
Alloy 400	ASTM B164 ASME SB164	ASTM B564 ASME SB564	
Alloy 600	ASTM B166 ASME SB166	ASTM B564 ASME SB564	ASTM-B-163
Alloy C-276	ASTM B574	ASTM SB564	ASTM-B-622 / ASTM-B-626
Carbon Steel	ASTM A108		SAE J524b / SAE J525b / ASTM-A-179
PTFE	ASTM D1710	ASTM D3293	

A includes straight configuration **B** includes all elbows, crosses and tees

Stress Values based on ASME B31.3 Code for Process Piping

Material	Allowable Stress Value		Design Factor	Ultimate Tensile Strength	
	Psig	bar		Psig	bar
316SS	20000	1378	3.75:1	75000	5170
Brass	10000	689	4:1	40000	2760
Steel	20000	1378	3:1	60000	4140

Pipe End Pressure Ratings

Calculations based on ASME B31.3 code for Process Piping

NPT/ISO Pipe Size Inches	316 SS and Carbon Steel				Brass			
	Male		Female		Male		Female	
	Psig	bar	Psig	bar	Psig	bar	Psig	bar
1/16	11000	760	6700	460	5500	380	3300	230
1/8	10000	690	6500	440	5000	340	3200	220
1/4	8000	550	6600	450	4000	270	3300	220
3/8	7800	540	5300	360	3900	270	2600	180
1/2	7700	530	4900	330	3800	260	2400	160
3/4	7300	500	4600	320	3600	250	2300	160
1	5300	370	4400	300	2600	180	2200	150
1.1/4	6000	410	5000	350	3000	200	2500	170
1.1/2	5000	340	4600	310	2500	170	2300	150
2	3900	270	3900	270	1900	130	1900	130

To determine working pressure ratings in accordance with ASME B31.1 Power Piping For 316 stainless steel, multiply psig by 0.94; for carbon steel multiply psig by 0.75; Brass ratings remain the same. To determine working pressure kPa multiply psig by 6.89

SAE Pressure Ratings

Pressure Ratings are from SAE J1926/3

SAE/MS Thread Size	316 SS and Carbon Steel			
	(Nonpositionable)		(Positionable)	
	Psig	bar	Psig	bar
5/16-24				
7/16-20			4568	315
1/2-20	4568	315		
9/16-18			3626	250
3/4-16				
7/8-14	3626	250	2900	200
1.1/16-12				
1.3/16-12	2900	200	2320	160
1.5/16-12				
1.5/8-12	2320	160	1813	125
1.7/8-12				
1.1/2-12	1813	125	1450	100

316 STAINLESS STEEL TWIN FERRULE IMPERIAL TUBE FITTINGS

stainless
steel



Male Connectors



Male Thread, NPT

0292	OD	Thread
MC-125-125N	1/8"	1/8"
MC-125-250N	1/8"	1/4"
MC-125-375N	1/8"	3/8"
MC-125-500N	1/8"	1/2"
MC-187-125N	3/16"	1/8"
MC-187-250N	3/16"	1/4"
MC-250-125N	1/4"	1/8"
MC-250-250N	1/4"	1/4"
MC-250-375N	1/4"	3/8"
MC-250-500N	1/4"	1/2"
MC-250-750N	1/4"	3/4"
MC-312-125N	5/16"	1/8"
MC-312-250N	5/16"	1/4"
MC-312-375N	5/16"	3/8"
MC-312-500N	5/16"	1/2"
MC-375-125N	5/16"	1/8"
MC-375-250N	3/8"	1/4"
MC-375-375N	3/8"	3/8"
MC-375-500N	3/8"	1/2"
MC-375-750N	3/8"	3/4"
MC-500-125N	1/2"	1/8"
MC-500-250N	1/2"	1/4"
MC-500-375N	1/2"	3/8"
MC-500-500N	1/2"	1/2"
MC-500-750N	1/2"	3/4"
MC-500-1000N	1/2"	1"
MC-625-375N	5/8"	3/8"
MC-625-500N	5/8"	1/2"
MC-625-750N	5/8"	3/4"
MC-750-500N	3/4"	1/2"
MC-750-750N	3/4"	3/4"
MC-750-1000N	3/4"	1"
MC-875-750N	7/8"	3/4"
MC-875-1000N	7/8"	1"
MC-1000-500N	1"	1/2"
MC-1000-750N	1"	3/4"
MC-1000-1000N	1"	1"

Tech Sheet 20234



Male Thread, BSPT

0292	OD	Thread
MC-125-125RT	1/8"	1/8"
MC-125-250RT	1/8"	1/4"
MC-250-125RT	1/4"	1/8"
MC-250-250RT	1/4"	1/4"
MC-250-375RT	1/4"	3/8"
MC-250-500RT	1/4"	1/2"
MC-312-125RT	5/16"	1/8"
MC-312-250RT	5/16"	1/4"
MC-375-125RT	3/8"	1/8"
MC-375-250RT	3/8"	1/4"
MC-375-375RT	3/8"	3/8"
MC-375-500RT	3/8"	1/2"
MC-500-250RT	1/2"	1/4"
MC-500-375RT	1/2"	3/8"
MC-500-500RT	1/2"	1/2"
MC-500-750RT	1/2"	3/4"
MC-750-750RT	3/4"	3/4"
MC-1000-1000RT	1"	1"

Tech Sheet 20233



Male Thread, SAE/MS

0292	OD	Thread
MC-125-312SE	1/8"	5/16"-24
MC-125-562SE	1/8"	9/16"-18
MC-250-437SE	1/4"	7/16"-20
MC-250-750SE	1/4"	3/4"-16
MC-250-875SE	1/4"	7/8"-14
MC-312-500SE	5/16"	1/2"-20
MC-375-437SE	3/8"	7/16"-20
MC-375-562SE	3/8"	9/16"-18
MC-375-750SE	3/8"	3/4"-16
MC-375-875SE	3/8"	7/8"-14
MC-500-562SE	1/2"	9/16"-18
MC-500-750SE	1/2"	3/4"-16
MC-500-875SE	1/2"	7/8"-14
MC-500-1062SE	1/2"	1.1/16"-12
MC-625-750SE	5/8"	3/4"-16
MC-625-875SE	5/8"	7/8"-14
MC-750-750SE	3/4"	3/4"-16
MC-750-1062SE	3/4"	1.1/16"-12
MC-875-1187SE	7/8"	1.3/16"-12
MC-1000-1062SE	1"	1.1/16"-12
MC-1000-1312SE	1"	1.5/16"-12

Tech Sheet 20807



Male Thread, SAE/MS (Long)

0292	OD	Thread
LMC-250-437SE	1/4"	7/16"-20
LMC-312-500SE	5/16"	1/2"-20
LMC-375-562SE	3/8"	9/16"-18
LMC-500-750SE	1/2"	3/4"-16
LMC-625-875SE	5/8"	7/8"-14
LMC-750-1062SE	3/4"	1.1/16"-12
LMC-875-1187SE	7/8"	1.3/16"-12
LMC-1000-1312SE	1"	1.5/16"-12

Tech Sheet 20808



Male Thread, SAE/MS (Captive Seal)

0292	OD	Thread
OMC-125-312SE	1/8"	5/16"-24
OMC-187-375SE	3/16"	3/8"-24
OMC-250-437SE	1/4"	7/16"-20
OMC-312-500SE	5/16"	1/2"-20
OMC-375-562SE	3/8"	9/16"-18
OMC-500-750SE	1/2"	3/4"-16
OMC-750-1062SE	3/4"	1.1/16"-12
OMC-1000-1312SE	1"	1.5/16"-12

Tech Sheet 20809

Male Thread, BSPP (Captive Seal)

0292	OD	Thread
OMC-250-250EO	1/4"	1/4"
OMC-250-500EO	1/4"	1/2"
OMC-375-375EO	3/8"	3/8"
OMC-500-250EO	1/2"	1/4"
OMC-500-375EO	1/2"	3/8"
OMC-500-500EO	1/2"	1/2"
OMC-750-750EO	3/4"	3/4"

Tech Sheet 20809

316 STAINLESS STEEL TWIN FERRULE IMPERIAL TUBE FITTINGS

stainless
steel



Male Connectors

Stainless steel washer with a Viton inner ring.



Male Thread-RS, BSPP

0292	OD	Thread
MC-125-125RS	1/8"	1/8"
MC-125-250RS	1/8"	1/4"
MC-125-375RS	1/8"	3/8"
MC-250-125RS	1/4"	1/8"
MC-250-250RS	1/4"	1/4"
MC-250-375RS	1/4"	3/8"
MC-250-500RS	1/4"	1/2"
MC-375-250RS	3/8"	1/4"
MC-375-375RS	3/8"	3/8"
MC-375-500RS	3/8"	1/2"
MC-500-250RS	1/2"	1/4"
MC-500-375RS	1/2"	3/8"
MC-500-500RS	1/2"	1/2"
MC-750-500RS	3/4"	1/2"
MC-750-750RS	3/4"	3/4"
MC-1000-500RS	1"	1/2"
MC-1000-1000RS	1"	1"

Tech Sheet 20810

Female Connectors



Female Thread, NPT

0292	OD	Thread
FC-125-125N	1/8"	1/8"
FC-125-250N	1/8"	1/4"
FC-187-125N	3/16"	1/8"
FC-250-125N	1/4"	1/8"
FC-250-250N	1/4"	1/4"
FC-250-375N	1/4"	3/8"
FC-250-500N	1/4"	1/2"
FC-312-125N	5/16"	1/8"
FC-312-250N	5/16"	1/4"
FC-312-375N	5/16"	3/8"
FC-375-125N	3/8"	1/8"
FC-375-250N	3/8"	1/4"
FC-375-375N	3/8"	3/8"
FC-375-500N	3/8"	1/2"
FC-375-750N	3/8"	3/4"
FC-500-250N	1/2"	1/4"
FC-500-375N	1/2"	3/8"
FC-500-500N	1/2"	1/2"
FC-500-750N	1/2"	3/4"
FC-625-375N	5/8"	3/8"
FC-625-500N	5/8"	1/2"
FC-625-750N	5/8"	3/4"
FC-750-500N	3/4"	1/2"
FC-750-750N	3/4"	3/4"
FC-875-750N	7/8"	3/4"
FC-1000-750N	1"	3/4"
FC-1000-1000N	1"	1"

Tech Sheet 20235

Female Thread, BSPT

0292	OD	Thread
FC-250-125RT	1/4"	1/8"
FC-250-250RT	1/4"	1/4"
FC-250-375RT	1/4"	3/8"
FC-250-500RT	1/4"	1/2"
FC-375-250RT	3/8"	1/4"
FC-375-375RT	3/8"	3/8"
FC-375-500RT	3/8"	1/2"
FC-500-250RT	1/2"	1/4"
FC-500-375RT	1/2"	3/8"
FC-500-500RT	1/2"	1/2"

Tech Sheet 20237

Female Thread, BSPP

0292	OD	Thread
FC-250-250RG	1/4"	1/4"
FC-250-375RG	1/4"	3/8"
FC-250-500RG	1/4"	1/2"
FC-312-250RG	5/16"	1/4"
FC-312-500RG	5/16"	1/2"
FC-375-250RG	3/8"	1/4"
FC-375-375RG	3/8"	3/8"
FC-375-500RG	3/8"	1/2"
FC-500-375RG	1/2"	3/8"
FC-500-500RG	1/2"	1/2"

Tech Sheet 20236

Bulkhead Male Connectors




Male Thread, NPT

0292	OD	Thread
BMC-125-125N	1/8"	1/8"
BMC-187-125N	3/16"	1/8"
BMC-250-125N	1/4"	1/8"
BMC-250-250N	1/4"	1/4"
BMC-250-375N	1/4"	3/8"
BMC-250-500N	1/4"	1/2"
BMC-312-125N	5/16"	1/8"
BMC-312-250N	5/16"	1/4"
BMC-375-125N	3/8"	1/8"
BMC-375-250N	3/8"	1/4"
BMC-375-375N	3/8"	3/8"
BMC-500-250N	1/2"	1/4"
BMC-500-375N	1/2"	3/8"
BMC-500-500N	1/2"	1/2"
BMC-500-750N	1/2"	3/4"
BMC-625-375N	5/8"	3/8"
BMC-625-500N	5/8"	1/2"
BMC-750-500N	3/4"	1/2"
BMC-750-750N	3/4"	3/4"
BMC-875-750N	7/8"	3/4"
BMC-1000-750N	1"	3/4"

Tech Sheet 20814

Bulkhead Female Connectors



Female Thread, NPT

0292	OD	Thread
BFC-125-125N	1/8"	1/8"
BFC-187-125N	3/16"	1/8"
BFC-250-125N	1/4"	1/8"
BFC-250-250N	1/4"	1/4"
BFC-312-125N	5/16"	1/8"
BFC-375-250N	3/8"	1/4"
BFC-500-375N	1/2"	3/8"
BFC-500-500N	1/2"	1/2"
BFC-625-500N	5/8"	1/2"
BFC-750-750N	3/4"	3/4"
BFC-875-750N	7/8"	3/4"
BFC-1000-1000N	1"	1"

Tech Sheet 20815

LOCTITE



For Threadlockers
see page 1584

316 STAINLESS STEEL TWIN FERRULE IMPERIAL TUBE FITTINGS

stainless
steel



Unions



Tube x Tube

0292	OD
U-125	1/8"
U-187	3/16"
U-250	1/4"
U-312	5/16"
U-375	3/8"
U-500	1/2"
U-625	5/8"
U-750	3/4"
U-875	7/8"
U-1000	1"

Tech Sheet 20297



Metric Tube x Imperial Tube

0292	OD mm	OD
U-3-125	3	1/8"
U-4-125	4	1/8"
U-4-250	4	1/4"
U-6-125	6	1/8"
U-6-250	6	1/4"
U-6-312	6	5/16"
U-8-250	8	1/4"
U-8-375	8	3/8"
U-10-125	10	1/8"
U-10-250	10	1/4"
U-10-312	10	5/16"
U-10-375	10	3/8"
U-12-312	12	5/16"
U-12-375	12	3/8"
U-12-500	12	1/2"
U-15-500	15	1/2"
U-18-750	18	3/4"
U-20-500	20	1/2"
U-20-1000	20	1"
U-25-1000	25	1"

Tech Sheet 20817

Reducing Unions



Tube x Tube

0292	OD	OD
RU-187-125	3/16"	1/8"
RU-250-125	1/4"	1/8"
RU-250-187	1/4"	3/16"
RU-312-125	5/16"	1/8"
RU-312-250	5/16"	1/4"
RU-375-125	3/8"	1/8"
RU-375-250	3/8"	1/4"
RU-375-312	3/8"	5/16"
RU-500-125	1/2"	1/8"
RU-500-250	1/2"	1/4"
RU-500-375	1/2"	3/8"
RU-625-375	5/8"	3/8"
RU-625-500	5/8"	1/2"
RU-750-250	3/4"	1/4"
RU-750-375	3/4"	3/8"
RU-750-500	3/4"	1/2"
RU-750-625	3/4"	5/8"
RU-1000-500	1"	1/2"
RU-1000-750	1"	3/4"

Tech Sheet 20298

Bulkhead Unions



Tube x Tube

0292	OD
BU-125	1/8"
BU-187	3/16"
BU-250	1/4"
BU-312	5/16"
BU-375	3/8"
BU-500	1/2"
BU-625	5/8"
BU-750	3/4"
BU-1000	1"

Tech Sheet 20238

Male Branch Tees



Male Thread, NPT

0292	OD	Thread
MBT-125-125N	1/8"	1/8"
MBT-125-250N	1/8"	1/4"
MBT-187-125N	3/16"	1/8"
MBT-250-125N	1/4"	1/8"
MBT-250-250N	1/4"	1/4"
MBT-312-125N	5/16"	1/8"
MBT-375-250N	3/8"	1/4"
MBT-375-375N	3/8"	3/8"
MBT-500-375N	1/2"	3/8"
MBT-500-500N	1/2"	1/2"
MBT-625-500N	5/8"	1/2"
MBT-750-750N	3/4"	3/4"

Tech Sheet 20240

Male Positionable Branch Tees



Male Thread, SAE/MS

0292	OD	Thread
MBTP-250-437SE	1/4"	7/16"-20
MBTP-375-562SE	3/8"	9/16"-18
MBTP-500-750SE	1/2"	3/4"-16
MBTP-750-1062SE	3/4"	1.1/16"-12
MBTP-1000-1312SE	1"	1.5/16"-12

Tech Sheet 20821

Male Thread, BSPP

0292	OD	Thread
MBTP-250-125PR	1/4"	1/8"
MBTP-250-250PR	1/4"	1/4"
MBTP-375-250PR	3/8"	1/4"
MBTP-500-375PR	1/2"	3/8"
MBTP-500-500PR	1/2"	1/2"
MBTP-625-500PR	5/8"	1/2"
MBTP-750-500PR	3/4"	1/2"
MBTP-750-750PR	3/4"	3/4"
MBTP-1000-1000PR	1"	1"

Tech Sheet 20822

Male Run Tees



Male Thread, NPT

0292	OD	Thread
MRT-125-125N	1/8"	1/8"
MRT-125-250N	1/8"	1/4"
MRT-187-125N	3/16"	1/8"
MRT-250-125N	1/4"	1/8"
MRT-250-250N	1/4"	1/4"
MRT-312-125N	5/16"	1/8"
MRT-375-250N	3/8"	1/4"
MRT-375-375N	3/8"	3/8"
MRT-500-375N	1/2"	3/8"
MRT-500-500N	1/2"	1/2"
MRT-625-500N	5/8"	1/2"
MRT-750-750N	3/4"	3/4"

Tech Sheet 20299

316 STAINLESS STEEL TWIN FERRULE IMPERIAL TUBE FITTINGS

stainless
steel



Male Positionable Run Tees



Male Thread, SAE/MS

0292	OD	Thread
MRTP-250-437SE	1/4"	7/16"-20
MRTP-375-562SE	3/8"	9/16"-18
MRTP-500-750SE	1/2"	3/4"-16
MRTP-750-1062SE	3/4"	1.1/16"-12
MRTP-1000-1312SE	1"	1.5/16"-12

Tech Sheet 20824

Male Thread, BSPP

0292	OD	Thread
MRTP-250-125PR	1/4"	1/8"
MRTP-250-250PR	1/4"	1/4"
MRTP-375-250PR	3/8"	1/4"
MRTP-500-375PR	1/2"	3/8"
MRTP-500-500PR	1/2"	1/2"
MRTP-625-500PR	5/8"	1/2"
MRTP-750-500PR	3/4"	1/2"
MRTP-750-750PR	3/4"	3/4"
MRTP-1000-1000PR	1"	1"

Tech Sheet 20825

Female Branch Tees



Female Thread, NPT

0292	OD	Thread
FBT-125-125N	1/8"	1/8"
FBT-250-125N	1/4"	1/8"
FBT-250-250N	1/4"	1/4"
FBT-375-250N	3/8"	1/4"
FBT-375-375N	3/8"	3/8"
FBT-375-500N	3/8"	1/2"
FBT-500-250N	1/2"	1/4"
FBT-500-375N	1/2"	3/8"
FBT-500-500N	1/2"	1/2"
FBT-625-500N	5/8"	1/2"
FBT-750-750N	3/4"	3/4"
FBT-1000-750N	1"	3/4"
FBT-1000-1000N	1"	1"

Tech Sheet 20826

Female Run Tees



Female Thread, NPT

0292	OD	Thread
FRT-125-125N	1/8"	1/8"
FRT-250-125N	1/4"	1/8"
FRT-250-250N	1/4"	1/4"
FRT-375-250N	3/8"	1/4"
FRT-500-375N	1/2"	3/8"
FRT-500-500N	1/2"	1/2"
FRT-750-750N	3/4"	3/4"
FRT-1000-750N	1"	3/4"
FRT-1000-1000N	1"	1"

Tech Sheet 20239

Male Elbows



Male Thread, NPT

0292	OD	Thread
ME-125-125N	1/8"	1/8"
ME-125-250N	1/8"	1/4"
ME-187-125N	3/16"	1/8"
ME-187-250N	3/16"	1/4"
ME-250-125N	1/4"	1/8"
ME-250-250N	1/4"	1/4"
ME-250-375N	1/4"	3/8"
ME-250-500N	1/4"	1/2"
ME-312-125N	5/16"	1/8"
ME-312-250N	5/16"	1/4"
ME-312-375N	5/16"	3/8"
ME-375-125N	3/8"	1/8"
ME-375-250N	3/8"	1/4"
ME-375-375N	3/8"	3/8"
ME-375-500N	3/8"	1/2"
ME-375-750N	3/8"	3/4"
ME-500-250N	1/2"	1/4"
ME-500-375N	1/2"	3/8"
ME-500-500N	1/2"	1/2"
ME-500-750N	1/2"	3/4"
ME-625-375N	5/8"	3/8"
ME-625-500N	5/8"	1/2"
ME-625-750N	5/8"	3/4"
ME-750-500N	3/4"	1/2"
ME-750-750N	3/4"	3/4"
ME-875-750N	7/8"	3/4"
ME-1000-750N	1"	3/4"
ME-1000-1000N	1"	1"

Tech Sheet 20295

Male Thread, BSPT

0292	OD	Thread
MEP-250-125RT	1/4"	1/8"
MEP-250-250RT	1/4"	1/4"
MEP-250-375RT	1/4"	3/8"
MEP-250-500RT	1/4"	1/2"
MEP-312-250RT	5/16"	1/4"
MEP-375-250RT	3/8"	1/4"
MEP-375-375RT	3/8"	3/8"

Tech Sheet 20294

Female Elbows



Female Thread, NPT

0292	OD	Thread
FE-125-125N	1/8"	1/8"
FE-125-250N	1/8"	1/4"
FE-187-125N	3/16"	1/8"
FE-250-125N	1/4"	1/8"
FE-250-250N	1/4"	1/4"
FE-250-375N	1/4"	3/8"
FE-250-500N	1/4"	1/2"
FE-312-125N	5/16"	1/8"
FE-312-250N	5/16"	1/4"
FE-375-125N	3/8"	1/8"
FE-375-250N	3/8"	1/4"
FE-375-375N	3/8"	3/8"
FE-375-500N	3/8"	1/2"
FE-500-250N	1/2"	1/4"
FE-500-375N	1/2"	3/8"
FE-500-500N	1/2"	1/2"
FE-625-375N	5/8"	3/8"
FE-625-500N	5/8"	1/2"
FE-750-500N	3/4"	1/2"
FE-750-750N	3/4"	3/4"
FE-875-750N	7/8"	3/4"
FE-1000-750N	1"	3/4"
FE-1000-1000N	1"	1"

Tech Sheet 20296

Positionable Elbows



Male Thread, SAE/MS

0292	OD	Thread
MEP-250-437SE	1/4"	7/16"-20
MEP-250-562SE	1/4"	9/16"-18
MEP-312-500SE	5/16"	1/2"-20
MEP-375-562SE	3/8"	9/16"-18
MEP-375-750SE	3/8"	3/4"-16
MEP-500-750SE	1/2"	3/4"-16
MEP-625-875SE	5/8"	7/8"-14
MEP-750-1062SE	3/4"	1.1/16"-12
MEP-875-1187SE	7/8"	1.3/16"-12
MEP-1000-1312SE	1"	1.5/16"-12

Tech Sheet 20831

Male Thread, BSPP

0292	OD	Thread
MEP-250-125PR	1/4"	1/8"
MEP-250-250PR	1/4"	1/4"
MEP-375-250PR	3/8"	1/4"
MEP-375-375PR	3/8"	3/8"
MEP-500-250PR	1/2"	1/4"
MEP-500-375PR	1/2"	3/8"
MEP-500-500PR	1/2"	1/2"
MEP-625-500PR	5/8"	1/2"
MEP-750-500PR	3/4"	1/2"
MEP-750-750PR	3/4"	3/4"
MEP-1000-750PR	1"	3/4"
MEP-1000-1000PR	1"	1"

Tech Sheet 20832

316 STAINLESS STEEL TWIN FERRULE IMPERIAL TUBE FITTINGS

stainless
steel



Bulkhead Reducing Unions



Tube x Tube

0292	OD	OD
RBU-250-125	1/4"	1/8"
RBU-375-250	3/8"	1/4"
RBU-500-250	1/2"	1/4"

Tech Sheet 20833

Union Elbows



Tube x Tube

0292	OD
UE-125	1/8"
UE-187	3/16"
UE-250	1/4"
UE-312	5/16"
UE-375	3/8"
UE-500	1/2"
UE-625	5/8"
UE-750	3/4"
UE-875	7/8"
UE-1000	1"

Tech Sheet 20289

Reducing Union Elbows



Tube x Tube

0292	OD	OD
RUE-187-125	3/16"	1/8"
RUE-250-125	1/4"	1/8"
RUE-312-125	5/16"	1/8"
RUE-312-250	5/16"	1/4"
RUE-375-125	3/8"	1/8"
RUE-375-250	3/8"	1/4"
RUE-375-312	3/8"	5/16"
RUE-500-250	1/2"	1/4"
RUE-500-312	1/2"	5/16"
RUE-500-375	1/2"	3/8"
RUE-625-375	5/8"	3/8"
RUE-625-500	5/8"	1/2"
RUE-750-250	3/4"	1/4"
RUE-750-375	3/4"	3/8"
RUE-750-500	3/4"	1/2"
RUE-875-250	7/8"	1/4"
RUE-1000-500	1"	1/2"
RUE-1000-750	1"	3/4"

Tech Sheet 20835

Union Tees



Tube x Tube

0292	OD
UT-125	1/8"
UT-187	3/16"
UT-250	1/4"
UT-312	5/16"
UT-375	3/8"
UT-500	1/2"
UT-625	5/8"
UT-750	3/4"
UT-875	7/8"
UT-1000	1"

Tech Sheet 20288

Reducing Branch, Union Tees



Tube x Tube

0292	OD	OD
RUT-375-250	3/8"	1/4"
RUT-500-250	1/2"	1/4"
RUT-500-375	1/2"	3/8"
RUT-625-375	5/8"	3/8"
RUT-750-375	3/4"	3/8"
RUT-750-500	3/4"	1/2"
RUT-1000-375	1"	3/8"
RUT-1000-500	1"	1/2"
RUT-1000-750	1"	3/4"

Tech Sheet 20837

Union Crosses



Tube x Tube

0292	OD
UC-125	1/8"
UC-250	1/4"
UC-312	5/16"
UC-375	3/8"
UC-500	1/2"
UC-750	3/4"
UC-1000	1"

Tech Sheet 20290

AN Unions



Male Thread, AN

0292	OD	Thread
NU-125-125AN	1/8"	5/16"
NU-125-250AN	1/8"	7/16"
NU-250-250AN	1/4"	7/16"
NU-312-312AN	5/16"	1/2"
NU-375-250AN	3/8"	7/16"
NU-375-375AN	3/8"	9/16"
NU-500-500AN	1/2"	3/4"
NU-750-750AN	3/4"	1.1/16"
NU-1000-1000AN	1"	1.5/16"

Tech Sheet 20839

AN Bulkhead Unions



Male Thread, AN

0292	OD	Thread
ABU-250-250AN	1/4"	7/16"
ABU-375-375AN	3/8"	9/16"
ABU-500-500AN	1/2"	3/4"
ABU-750-750AN	3/4"	1.1/16"
ABU-1000-1000AN	1"	1.5/16"

Tech Sheet 20840

Weld Union, Sockets



Tube x Tube

0292	OD
SWU-125	1/8"
SWU-250	1/4"
SWU-375	3/8"
SWU-500	1/2"
SWU-750	3/4"
SWU-1000	1"

Tech Sheet 20841

Weld Elbow, Sockets



Tube x Tube

0292	OD
SWE-250	1/4"
SWE-375	3/8"
SWE-500	1/2"
SWE-750	3/4"
SWE-1000	1"

Tech Sheet 20842

316 STAINLESS STEEL TWIN FERRULE IMPERIAL TUBE FITTINGS

stainless
steel



Weld Union, Connectors



Tube x Tube

0292	OD	Stem OD
MWC-125-125	1/8"	1/8"
MWC-187-125	3/16"	1/8"
MWC-250-125	1/4"	1/8"
MWC-250-250	1/4"	1/4"
MWC-312-125	5/16"	1/8"
MWC-312-250	5/16"	1/4"
MWC-375-250	3/8"	1/4"
MWC-375-375	3/8"	3/8"
MWC-375-500	3/8"	1/2"
MWC-375-750	3/8"	3/4"
MWC-500-375	1/2"	3/8"
MWC-500-500	1/2"	1/2"
MWC-500-750	1/2"	3/4"
MWC-625-500	5/8"	1/2"
MWC-750-750	3/4"	3/4"
MWC-1000-1000	1"	1"

Tech Sheet 20843

Weld Elbow, Connectors



Tube x Tube

0292	OD	Stem OD
MWE-250-125	1/4"	1/8"
MWE-250-250	1/4"	1/4"
MWE-375-250	3/8"	1/4"
MWE-500-500	1/2"	1/2"
MWE-750-750	3/4"	3/4"

Tech Sheet 20844

Bulkhead Reducers



Tube x Tube

0292	OD
BR-125	1/8"
BR-250	1/4"
BR-375	3/8"
BR-500	1/2"
BR-625	5/8"
BR-1000	1"

Tech Sheet 20287

Reducers



Tube x Tube

0292	OD	Stem OD
R-125-125	1/8"	1/8"
R-125-187	1/8"	3/16"
R-125-250	1/8"	1/4"
R-125-375	1/8"	3/8"
R-125-500	1/8"	1/2"
R-187-125	3/16"	1/8"
R-187-250	3/16"	1/4"
R-250-125	1/4"	1/8"
R-250-187	1/4"	3/16"
R-250-250	1/4"	1/4"
R-250-312	1/4"	5/16"
R-250-375	1/4"	3/8"
R-250-500	1/4"	1/2"
R-250-625	1/4"	5/8"
R-250-750	1/4"	3/4"
R-312-375	5/16"	3/8"
R-312-500	5/16"	1/2"
R-375-250	3/8"	1/4"
R-375-375	3/8"	3/8"
R-375-500	3/8"	1/2"
R-375-625	3/8"	5/8"
R-375-750	3/8"	3/4"
R-500-250	1/2"	1/4"
R-500-375	1/2"	3/8"
R-500-500	1/2"	1/2"
R-500-625	1/2"	5/8"
R-500-750	1/2"	3/4"
R-500-1000	1/2"	1"
R-625-750	5/8"	3/4"
R-625-875	5/8"	7/8"
R-625-1000	5/8"	1"
R-750-500	3/4"	1/2"
R-750-1000	3/4"	1"

Tech Sheet 20286

Port Connectors



Tube x Tube

0292	OD
PC-125	1/8"
PC-250	1/4"
PC-312	5/16"
PC-375	3/8"
PC-500	1/2"
PC-750	3/4"
PC-1000	1"

Tech Sheet 20378

Reducing Port Connectors



Tube x Tube

0292	OD	Stem OD
RPC-250-125	1/4"	1/8"
RPC-375-125	3/8"	1/8"
RPC-375-250	3/8"	1/4"
RPC-500-250	1/2"	1/4"
RPC-750-500	3/4"	1/2"
RPC-1000-500	1"	1/2"
RPC-1000-750	1"	3/4"

Tech Sheet 20849

316 STAINLESS STEEL TWIN FERRULE IMPERIAL TUBE FITTINGS

stainless
steel



Caps



Tube

0292	OD
C-125-FT	1/8"
C-187	3/16"
C-250	1/4"
C-312	5/16"
C-375	3/8"
C-500	1/2"
C-625	5/8"
C-750	3/4"
C-875	7/8"
C-1000	1"

Tech Sheet 20284

Nuts



Tube

0292	OD
N-125-FT	1/8"
N-187	3/16"
N-250	1/4"
N-312	5/16"
N-375	3/8"
N-500	1/2"
N-625	5/8"
N-750	3/4"
N-875	7/8"
N-1000	1"

Tech Sheet 20283

Front Ferrules



Tube

0292	OD
FF-125	1/8"
FF-187	3/16"
FF-250	1/4"
FF-312	5/16"
FF-375	3/8"
FF-500	1/2"
FF-625	5/8"
FF-750	3/4"
FF-875	7/8"
FF-1000	1"

Tech Sheet 20854

Plugs



Tube

0292	OD
P-125	1/8"
P-187	3/16"
P-250	1/4"
P-312	5/16"
P-375	3/8"
P-500	1/2"
P-625	5/8"
P-750	3/4"
P-875	7/8"
P-1000	1"

Tech Sheet 20282

Back Ferrules



Tube

0292	OD
BF-125	1/8"
BF-187	3/16"
BF-250	1/4"
BF-312	5/16"
BF-375	3/8"
BF-500	1/2"
BF-625	5/8"
BF-750	3/4"
BF-875	7/8"
BF-1000	1"

Tech Sheet 20285

Lock Nuts



To suit Bulkheads

0292	OD
BLN-125	1/8"
BLN-187	3/16"
BLN-250	1/4"
BLN-312	5/16"
BLN-375	3/8"
BLN-500	1/2"
BLN-625	5/8"
BLN-750	3/4"
BLN-875	7/8"
BLN-1000	1"

Tech Sheet 20855



For Jubilee® Workshop Pack
see page 1520



316 STAINLESS STEEL TWIN FERRULE METRIC TUBE FITTINGS

stainless
steel



Male Connectors



Male Thread, NPT

0292	OD mm	Thread
MC-3-125N	3	1/8"
MC-3-250N	3	1/4"
MC-4-125N	4	1/8"
MC-4-250N	4	1/4"
MC-6-125N	6	1/8"
MC-6-250N	6	1/4"
MC-6-375N	6	3/8"
MC-6-500N	6	1/2"
MC-8-125N	8	1/8"
MC-8-250N	8	1/4"
MC-8-375N	8	3/8"
MC-8-500N	8	1/2"
MC-10-125N	10	1/8"
MC-10-250N	10	1/4"
MC-10-375N	10	3/8"
MC-10-500N	10	1/2"
MC-10-750N	10	3/4"
MC-12-125N	12	1/8"
MC-12-250N	12	1/4"
MC-12-375N	12	3/8"
MC-12-500N	12	1/2"
MC-12-750N	12	3/4"
MC-14-250N	14	1/4"
MC-14-375N	14	3/8"
MC-14-500N	14	1/2"
MC-15-500N	15	1/2"
MC-16-375N	16	3/8"
MC-16-500N	16	1/2"
MC-16-750N	16	3/4"
MC-18-500N	18	1/2"
MC-18-750N	18	3/4"
MC-20-500N	20	1/2"
MC-20-750N	20	3/4"
MC-22-750N	22	3/4"
MC-22-1000N	22	1"
MC-25-500N	25	1/2"
MC-25-750N	25	3/4"
MC-25-1000N	25	1"

Tech Sheet 20281



Male Thread, BSPT

0292	OD mm	Thread
MC-3-125RT	3	1/8"
MC-3-250RT	3	1/4"
MC-4-125RT	4	1/8"
MC-4-250RT	4	1/4"
MC-6-125RT	6	1/8"
MC-6-250RT	6	1/4"
MC-6-375RT	6	3/8"
MC-6-500RT	6	1/2"
MC-8-125RT	8	1/8"
MC-8-250RT	8	1/4"
MC-8-375RT	8	3/8"
MC-8-500RT	8	1/2"
MC-10-125RT	10	1/8"
MC-10-250RT	10	1/4"
MC-10-375RT	10	3/8"
MC-10-500RT	10	1/2"
MC-12-125RT	12	1/8"
MC-12-250RT	12	1/4"
MC-12-375RT	12	3/8"
MC-12-500RT	12	1/2"
MC-12-750RT	12	3/4"
MC-15-500RT	15	1/2"
MC-16-250RT	16	1/4"
MC-16-375RT	16	3/8"
MC-16-500RT	16	1/2"
MC-16-750RT	16	3/4"
MC-18-500RT	18	1/2"
MC-18-750RT	18	3/4"
MC-20-500RT	20	1/2"
MC-20-750RT	20	3/4"
MC-22-750RT	22	3/4"
MC-22-1000RT	22	1"
MC-25-750RT	25	3/4"
MC-25-1000RT	25	1"

Tech Sheet 20278



Male Thread, BSPP (Captive Seal)

0292	OD mm	Thread
OMC-6-125EO	6	1/8"
OMC-6-250EO	6	1/4"
OMC-6-375EO	6	3/8"
OMC-6-500EO	6	1/2"
OMC-10-250EO	10	1/4"
OMC-10-375EO	10	3/8"
OMC-10-500EO	10	1/2"
OMC-12-250EO	12	1/4"
OMC-12-375EO	12	3/8"
OMC-12-500EO	12	1/2"

Tech Sheet 20856



Male Thread-RS, BSPP

0292	OD mm	Thread
MC-3-125RS	3	1/8"
MC-3-250RS	3	1/4"
MC-4-125RS	4	1/8"
MC-6-125RS	6	1/8"
MC-6-250RS	6	1/4"
MC-6-375RS	6	3/8"
MC-6-500RS	6	1/2"
MC-8-125RS	8	1/8"
MC-8-250RS	8	1/4"
MC-8-375RS	8	3/8"
MC-8-500RS	8	1/2"
MC-10-250RS	10	1/4"
MC-10-375RS	10	3/8"
MC-10-500RS	10	1/2"
MC-12-250RS	12	1/4"
MC-12-375RS	12	3/8"
MC-12-500RS	12	1/2"
MC-12-750RS	12	3/4"
MC-16-375RS	16	3/8"
MC-16-500RS	16	1/2"
MC-18-500RS	18	1/2"
MC-18-750RS	18	3/4"
MC-20-500RS	20	1/2"
MC-20-750RS	20	3/4"
MC-22-750RS	22	3/4"
MC-22-1000RS	22	1"
MC-25-750RS	25	3/4"
MC-25-1000RS	25	1"

Tech Sheet 20279

stainless
steel



You might also need
Stainless Steel Tubing
see page 183

316 STAINLESS STEEL TWIN FERRULE METRIC TUBE FITTINGS

stainless
steel



Female Connectors



Female Thread, NPT

0292	OD mm	Thread
FC-3-125N	3	1/8"
FC-3-250N	3	1/4"
FC-4-125N	4	1/8"
FC-6-125N	6	1/8"
FC-6-250N	6	1/4"
FC-6-375N	6	3/8"
FC-6-500N	6	1/2"
FC-8-125N	8	1/8"
FC-8-250N	8	1/4"
FC-8-375N	8	3/8"
FC-8-500N	8	1/2"
FC-10-250N	10	1/4"
FC-10-375N	10	3/8"
FC-10-500N	10	1/2"
FC-12-250N	12	1/4"
FC-12-375N	12	3/8"
FC-12-500N	12	1/2"
FC-15-500N	15	1/2"
FC-16-500N	16	1/2"
FC-20-500N	20	1/2"
FC-20-750N	20	3/4"
FC-22-750N	22	3/4"
FC-22-1000N	22	1"
FC-25-750N	25	3/4"
FC-25-1000N	25	1"

Tech Sheet 20275

Female Thread, BSPT

0292	OD mm	Thread
FC-3-125RT	3	1/8"
FC-6-125RT	6	1/8"
FC-6-250RT	6	1/4"
FC-6-375RT	6	3/8"
FC-6-500RT	6	1/2"
FC-8-125RT	8	1/8"
FC-8-250RT	8	1/4"
FC-8-375RT	8	3/8"
FC-8-500RT	8	1/2"
FC-10-125RT	10	1/8"
FC-10-250RT	10	1/4"
FC-10-375RT	10	3/8"
FC-10-500RT	10	1/2"
FC-12-125RT	12	1/8"
FC-12-250RT	12	1/4"
FC-12-375RT	12	3/8"
FC-12-500RT	12	1/2"
FC-12-750RT	12	3/4"
FC-15-375RT	15	3/8"
FC-15-500RT	15	1/2"
FC-20-500RT	20	1/2"
FC-20-750RT	20	3/4"
FC-22-750RT	22	3/4"
FC-22-1000RT	22	1"
FC-25-750RT	25	3/4"
FC-25-1000RT	25	1"

Tech Sheet 20274



Female Thread, BSPP

0292	OD mm	Thread
FC-3-250RG	3	1/4"
FC-6-250RG	6	1/4"
FC-6-375RG	6	3/8"
FC-6-500RG	6	1/2"
FC-8-250RG	8	1/4"
FC-8-375RG	8	3/8"
FC-8-500RG	8	1/2"
FC-10-250RG	10	1/4"
FC-10-375RG	10	3/8"
FC-10-500RG	10	1/2"
FC-12-250RG	12	1/4"
FC-12-375RG	12	3/8"
FC-12-500RG	12	1/2"
FC-20-500RG	20	1/2"
FC-22-500RG	22	1/2"

Tech Sheet 20273

Bulkhead Male Connectors



Male Thread, NPT

0292	OD mm	Thread
BMC-6-125N	6	1/8"
BMC-6-250N	6	1/4"
BMC-8-125N	8	1/8"
BMC-8-250N	8	1/4"
BMC-8-375N	10	1/4"
BMC-10-250N	10	3/8"
BMC-10-500N	10	1/2"
BMC-12-250N	12	1/4"
BMC-12-375N	12	3/8"
BMC-12-500N	12	1/2"

Tech Sheet 20276

Bulkhead Female Connectors



Female Thread, NPT

0292	OD mm	Thread
BFC-6-125N	6	1/8"
BFC-6-250N	6	1/4"
BFC-8-125N	8	1/8"
BFC-10-250N	10	1/4"
BFC-12-375N	12	3/8"
BFC-12-500N	12	1/2"

Tech Sheet 20277

For PTFE Tape
see page 1391



316 STAINLESS STEEL TWIN FERRULE METRIC TUBE FITTINGS

stainless
steel



Unions



Tube x Tube

0292	OD mm
U-3	3
U-4	4
U-6	6
U-8	8
U-10	10
U-12	12
U-15	15
U-16	16
U-18	18
U-20-FT	20
U-22	22
U-25	25

Tech Sheet 20266

Reducing Unions



Tube x Tube

0292	OD mm	OD mm
RU-6-3	6	3
RU-6-4	6	4
RU-8-6	8	6
RU-10-6	10	6
RU-10-8	10	8
RU-12-6	12	6
RU-12-8	12	8
RU-12-10	12	10
RU-16-10	16	10
RU-16-12	16	12
RU-18-12	18	12
RU-25-18	25	18
RU-25-20	25	20

Tech Sheet 20267

Bulkhead Unions



Tube x Tube

0292	OD mm
BU-3-FT	3
BU-4	4
BU-6	6
BU-8	8
BU-10	10
BU-12-FT	12
BU-14	14
BU-15	15
BU-16	16
BU-18	18
BU-20	20

Tech Sheet 20272

Male Branch Tees



Male Thread, NPT

0292	OD mm	Thread
MBT-6-125N	6	1/8"
MBT-6-250N	6	1/4"
MBT-8-125N	8	1/8"
MBT-8-250N	8	1/4"
MBT-10-250N	10	1/4"
MBT-12-250N	12	1/4"
MBT-12-375N	12	3/8"
MBT-12-500N	12	1/2"
MBT-16-500N	16	1/2"

Tech Sheet 20269

Male Positionable Branch Tees



Male Thread, BSPP

0292	OD mm	Thread
MBTP-6-125PR	6	1/8"
MBTP-6-250PR	6	1/4"
MBTP-8-125PR	8	1/8"
MBTP-8-250PR	8	1/4"
MBTP-10-250PR	10	1/4"
MBTP-12-375PR	12	3/8"
MBTP-12-500PR	12	1/2"

Tech Sheet 20861

Male Run Tees



Male Thread, NPT

0292	OD mm	Thread
MRT-6-125N	6	1/8"
MRT-6-250N	6	1/4"
MRT-8-250N	8	1/4"
MRT-12-250N	12	1/4"
MRT-12-375N	12	3/8"
MRT-12-500N	12	1/2"
MRT-16-500N	16	1/2"

Tech Sheet 20268

Male Positionable Run Tees



Male Thread, BSPP

0292	OD mm	Thread
MRTP-6-125PR	6	1/8"
MRTP-6-250PR	6	1/4"
MRTP-8-125PR	8	1/8"
MRTP-8-250PR	8	1/4"
MRTP-10-250PR	10	1/4"
MRTP-12-375PR	12	3/8"
MRTP-12-500PR	12	1/2"

Tech Sheet 20863

Female Branch Tees



Female Thread, NPT

0292	OD mm	Thread
FBT-6-125N	6	1/8"
FBT-6-250N	6	1/4"
FBT-8-125N	8	1/8"
FBT-8-250N	8	1/4"
FBT-10-250N	10	1/4"
FBT-12-250N	12	1/4"
FBT-12-375N	12	3/8"
FBT-16-500N	16	1/2"

Tech Sheet 20271

Female Run Tees



Female Thread, NPT

0292	OD mm	Thread
FRT-6-125N	6	1/8"
FRT-6-250N	6	1/4"
FRT-8-125N	8	1/8"
FRT-8-250N	8	1/4"
FRT-10-250N	10	1/4"
FRT-12-250N	12	1/4"
FRT-12-375N	12	3/8"
FRT-16-500N	16	1/2"

Tech Sheet 20270

316 STAINLESS STEEL TWIN FERRULE METRIC TUBE FITTINGS

stainless
steel



Male Elbows



Male Thread, NPT

0292	OD mm	Thread
ME-3-250N	3	1/4"
ME-4-125N	4	1/8"
ME-4-250N	4	1/4"
ME-6-125N	6	1/8"
ME-6-250N	6	1/4"
ME-6-375N	6	3/8"
ME-6-500N	6	1/2"
ME-8-125N	8	1/8"
ME-8-250N	8	1/4"
ME-8-375N	8	3/8"
ME-8-500N	8	1/2"
ME-10-250N	10	1/4"
ME-10-375N	10	3/8"
ME-10-500N	10	1/2"
ME-12-250N	12	1/4"
ME-12-375N	12	3/8"
ME-12-500N	12	1/2"
ME-12-750N	12	3/4"
ME-15-500N	15	1/2"
ME-16-375N	16	3/8"
ME-16-500N	16	1/2"
ME-16-750N	16	3/4"
ME-18-500N	18	1/2"
ME-18-750N	18	3/4"
ME-20-500N	20	1/2"
ME-22-750N	22	3/4"
ME-22-1000N	22	1"
ME-25-750N	25	3/4"
ME-25-1000N	25	1"

Tech Sheet 20264



Male Thread, BSPT

0292	OD mm	Thread
ME-3-125RT	3	1/8"
ME-3-250RT	3	1/4"
ME-4-125RT	4	1/8"
ME-4-250RT	4	1/4"
ME-6-125RT	6	1/8"
ME-6-250RT	6	1/4"
ME-6-375RT	6	3/8"
ME-6-500RT	6	1/2"
ME-8-125RT	8	1/8"
ME-8-250RT	8	1/4"
ME-8-375RT	8	3/8"
ME-8-500RT	8	1/2"
ME-10-250RT	10	1/4"
ME-10-375RT	10	3/8"
ME-10-500RT	10	1/2"
ME-12-250RT	12	1/4"
ME-12-375RT	12	3/8"
ME-12-500RT	12	1/2"
ME-12-750RT	12	3/4"
ME-16-375RT	16	3/8"
ME-16-500RT	16	1/2"
ME-18-500RT	18	1/2"
ME-18-750RT	18	3/4"
ME-20-500RT	20	1/2"
ME-20-750RT	20	3/4"
ME-22-750RT	22	3/4"
ME-22-1000RT	22	1"
ME-25-750RT	25	3/4"
ME-25-1000RT	25	1"

Tech Sheet 20263

Female Elbows



Female Thread, NPT

0292	OD mm	Thread
FE-6-125N	6	1/8"
FE-6-250N	6	1/4"
FE-6-500N	6	1/2"
FE-8-250N	8	1/4"
FE-10-125N	10	1/8"
FE-10-250N	10	1/4"
FE-12-250N	12	1/4"
FE-12-375N	12	3/8"
FE-12-500N	12	1/2"
FE-16-500N	16	1/2"

Tech Sheet 20265



Male Thread, BSPP

0292	OD mm	Thread
MEP-6-125PR	6	1/8"
MEP-6-250PR	6	1/4"
MEP-8-125PR	8	1/8"
MEP-8-250PR	8	1/4"
MEP-10-250PR	10	1/4"
MEP-10-375PR	10	3/8"
MEP-12-250PR	12	1/4"
MEP-12-375PR	12	3/8"
MEP-12-500PR	12	1/2"
MEP-12-750PR	12	3/4"

Tech Sheet 20265

Positionable Elbows

Union Elbows



Tube x Tube

0292	OD mm
UE-3	3
UE-4	4
UE-6	6
UE-8	8
UE-10	10
UE-12	12
UE-14	14
UE-15	15
UE-16	16
UE-18	18
UE-20	20
UE-22	22
UE-25	25

Tech Sheet 20261

Union Tees



Tube x Tube

0292	OD mm
UT-3	3
UT-4	4
UT-6	6
UT-8	8
UT-10	10
UT-12	12
UT-14	14
UT-15	15
UT-16	16
UT-18	18
UT-20	20
UT-22	22
UT-25	25

Tech Sheet 20260

Union Crosses



Tube x Tube

0292	OD mm
UC-3	3
UC-6	6
UC-8	8
UC-10	10
UC-12	12
UC-16	16
UC-18	18
UC-20	20
UC-25	25

Tech Sheet 20262

316 STAINLESS STEEL TWIN FERRULE METRIC TUBE FITTINGS

stainless
steel



Weld Union, Connectors



Tube x Tube

0292	OD mm	Stem OD
MWC-3-125	3	1/8"
MWC-4-125	4	1/8"
MWC-6-125	6	1/8"
MWC-6-250	6	1/4"
MWC-8-125	8	1/8"
MWC-8-250	8	1/4"
MWC-8-500	8	1/2"
MWC-10-250	10	1/4"
MWC-10-500	10	1/2"
MWC-12-250	12	1/4"
MWC-12-375	12	3/8"
MWC-12-500	12	1/2"
MWC-14-375	14	3/8"
MWC-15-500	15	1/2"
MWC-16-500	16	1/2"
MWC-18-500	18	1/2"

Tech Sheet 20873

Port Connectors



Tube x Tube

0292	OD mm
PC-3	3
PC-6	6
PC-8	8
PC-10	10
PC-12-FT	12
PC-15-FT	15
PC-16	16
PC-18-FT	18
PC-20	20
PC-25	25

Tech Sheet 20874

Reducing Port Connectors



Tube x Tube

0292	OD mm	Stem OD mm
RPC-6-3	6	3
RPC-8-6	8	6
RPC-10-6	10	6
RPC-10-8	10	8
RPC-12-6	12	6
RPC-12-8	12	8
RPC-12-10	12	10
RPC-16-12	16	12

Tech Sheet 20875

Reducers



Tube x Tube

0292	OD mm	Stem OD mm
R-3-4	3	4
R-3-6	3	6
R-3-10	3	10
R-4-6	4	6
R-6-3	6	3
R-6-8	6	8
R-6-10	6	10
R-6-12	6	12
R-6-18	6	18
R-8-6	8	6
R-8-10	8	10
R-8-12	8	12
R-10-6	10	6
R-10-12	10	12
R-10-15	10	15
R-10-18	10	18
R-12-6	12	6
R-12-8	12	8
R-12-10	12	10
R-12-16	12	16
R-12-18	12	18
R-12-20	12	20
R-12-22	12	22
R-12-25	12	25
R-16-12	16	12
R-18-12	18	12
R-18-16	18	16
R-18-20	18	20
R-18-22	18	22
R-18-25	18	25
R-20-16	20	16
R-20-22	20	22
R-20-25	20	25
R-22-18	22	18
R-22-20	22	20
R-22-25	22	25
R-25-18	25	18
R-25-20	25	20

Tech Sheet 20258



Metric Tube x Imperial Tube

0292	OD mm	Stem OD
R-3-125	3	1/8"
R-3-250	3	1/4"
R-4-250	4	1/4"
R-6-125	6	1/8"
R-6-250	6	1/4"
R-6-312	6	5/16"
R-6-375	6	3/8"
R-6-500	6	1/2"
R-8-375	8	3/8"
R-8-500	8	1/2"
R-10-375	10	3/8"
R-10-500	10	1/2"
R-12-500	12	1/2"
R-12-750	12	3/4"
R-18-750	18	3/4"
R-25-1000	25	1"

Tech Sheet 20877

Caps



Tube

0292	OD mm
C-3	3
C-4	4
C-6	6
C-8	8
C-10	10
C-12	12
C-14	14
C-15	15
C-16	16
C-18	18
C-20	20
C-22	22
C-25	25

Tech Sheet 20259

316 STAINLESS STEEL TWIN FERRULE METRIC TUBE FITTINGS

stainless
steel



Plugs



Tube

0292	OD mm
P-3-FT	3
P-4	4
P-6-FT	6
P-8	8
P-10	10
P-12	12
P-15	15
P-16	16
P-18	18
P-20	20
P-22	22
P-25	25

Tech Sheet 20254

Nuts



Tube

0292	OD mm
N-3	3
N-4	4
N-6	6
N-8	8
N-10	10
N-12	12
N-15	15
N-16	16
N-18	18
N-20	20
N-25	25

Tech Sheet 20255

Back Ferrules



Tube

0292	OD mm
BF-3	3
BF-4	4
BF-6	6
BF-8	8
BF-10	10
BF-12	12
BF-14	14
BF-15	15
BF-16	16
BF-18	18
BF-20	20
BF-22	22
BF-25	25

Tech Sheet 20257

Front Ferrules



Tube

0292	OD mm
FF-3	3
FF-4	4
FF-6	6
FF-8	8
FF-10	10
FF-12	12
FF-14	14
FF-15	15
FF-16	16
FF-18	18
FF-20	20
FF-22	22
FF-25	25

Tech Sheet 20256

Lock Nuts



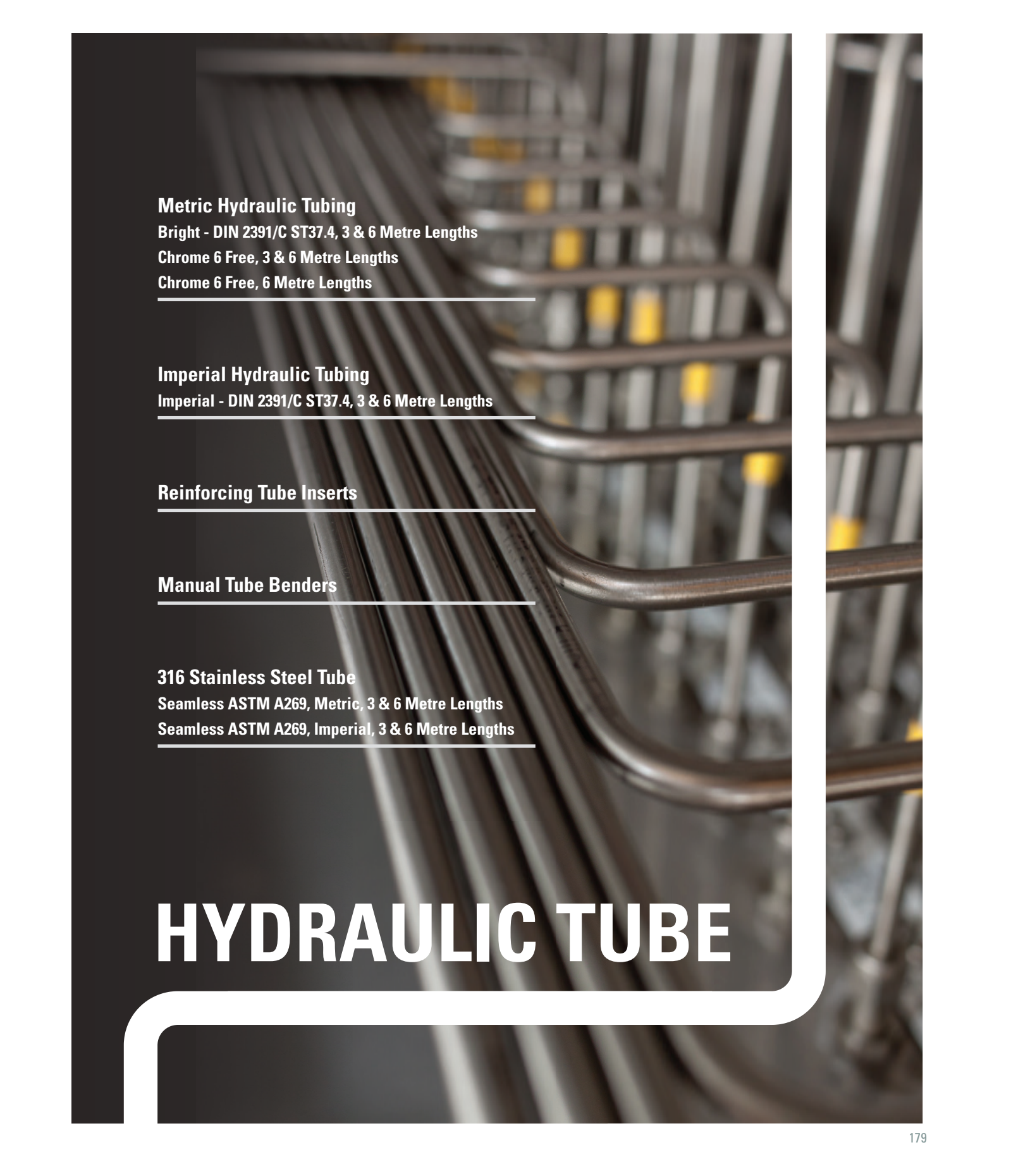
To suit Bulkheads

0292	OD mm
BLN-3	3
BLN-4	4
BLN-6	6
BLN-8	8
BLN-10-FT	10
BLN-12-FT	12
BLN-14	14
BLN-16-FT	16
BLN-18	18
BLN-20-FT	20

Tech Sheet 20883



For Needle Valves
see pages 982-983



Metric Hydraulic Tubing

Bright - DIN 2391/C ST37.4, 3 & 6 Metre Lengths

Chrome 6 Free, 3 & 6 Metre Lengths

Chrome 6 Free, 6 Metre Lengths

Imperial Hydraulic Tubing

Imperial - DIN 2391/C ST37.4, 3 & 6 Metre Lengths

Reinforcing Tube Inserts

Manual Tube Benders

316 Stainless Steel Tube

Seamless ASTM A269, Metric, 3 & 6 Metre Lengths

Seamless ASTM A269, Imperial, 3 & 6 Metre Lengths

HYDRAULIC TUBE

METRIC HYDRAULIC TUBING



Hydraulic Tubing

Maximum working pressure has been determined according to DIN 2413 scope of application 1, for primarily static load at temperatures up to 120°C.

3 metre lengths next day.

6 metre lengths may take up to 3 working days to be delivered, dependant on weight and delivery address location. Additional carriage charges may apply.

For full details please contact our Business Development Team.

Minimum of 10 Lengths is advised up to 8mm to prevent damage in transit.



Bright - DIN 2391/C ST37.4, 3 Metre Lengths

0201	OD mm	Wall Thickness mm	Pressure Kg/cm ²
HST4X1.0	4	1.0	624
HST6X1.0	6	1.0	365
HST6X1.5	6	1.5	624
HST6X2.0	6	2.0	989
HST8X2.0	8	2.0	624
HST12X2.5	12	2.5	485
HST14X1.5	14	1.5	217
HST14X2.0	14	2.0	303
HST16X2.5	16	2.5	337
HST18X2.0	18	2.0	226
HST18X2.5	18	2.5	300
HST20X2.5	20	2.5	259
HST20X3.0	20	3.0	321
HST20X3.5	20	3.5	388
HST22X1.5	22	1.5	132
HST22X2.0	22	2.0	181
HST25X1.5	25	1.5	115
HST25X2.0	25	2.0	157
HST25X2.5	25	2.5	201
HST25X3.0	25	3.0	257
HST28X1.5	28	1.5	102
HST28X2.5	28	2.5	177
HST28X3.0	28	3.0	217
HST30X2.5	30	2.5	164
HST30X4.0	30	4.0	279
HST35X2.0	35	2.0	109
HST35X2.5	35	2.5	139
HST35X3.0	35	3.0	169
HST35X5.0	35	5.0	303
HST38X3.0	38	3.0	155
HST38X5.0	38	5.0	275
HST42X3.0	42	3.0	139
HST42X4.0	42	4.0	190

Bright - DIN 2391/C ST37.4, 6 Metre Lengths

0201	OD mm	Wall Thickness mm	Pressure Kg/cm ²
HST4X1.0-6M	4	1.0	624
HST6X1.0-6M	6	1.0	365
HST6X1.5-6M	6	1.5	624
HST6X2.0-6M	6	2.0	989
HST8X2.0-6M	8	2.0	624
HST12X2.5-6M	12	2.5	485
HST14X1.5-6M	14	1.5	217
HST14X2.0-6M	14	2.0	303
HST16X2.5-6M	16	2.5	337
HST18X2.0-6M	18	2.0	226
HST18X2.5-6M	18	2.5	300
HST20X2.5-6M	20	2.5	259
HST20X3.0-6M	20	3.0	321
HST20X3.5-6M	20	3.5	388
HST22X1.5-6M	22	1.5	132
HST22X2.0-6M	22	2.0	181
HST25X1.5-6M	25	1.5	115
HST25X2.0-6M	25	2.0	157
HST25X2.5-6M	25	2.5	201
HST25X3.0-6M	25	3.0	247
HST28X1.5-6M	28	1.5	102
HST28X2.5-6M	28	2.5	177
HST28X3.0-6M	28	3.0	217
HST30X2.5-6M	30	2.5	164
HST30X4.0-6M	30	4.0	279
HST35X2.0-6M	35	2.0	109
HST35X2.5-6M	35	2.5	139
HST35X3.0-6M	35	3	169
HST35X5.0-6M	35	5	303
HST38X3.0-6M	38	3.0	155
HST38X5.0-6M	38	5.0	275
HST42X3.0-6M	42	3.0	139
HST42X4.0-6M	42	4	190

See page 181 for chrome 6 free tube

Hydraulic Tubing

3 metre lengths next day.

6 metre lengths may take up to 3 working days to be delivered, dependant on weight and delivery address location. Additional carriage charges may apply.

Chrome 6 Free, 3 Metre Lengths

0201	OD mm	Wall Thickness mm	Pressure Kg/cm ²
HST4X1.0-C6F	4	1	624
HST6X1.0-C6F	6	1	365
HST6X1.5-C6F	6	1.5	624
HST6X2.0-C6F	6	2	989
HST8X1.0-C6F	8	1	259
HST8X1.5-C6F	8	1.5	423
HST8X2.0-C6F	8	2	624
HST10X1.0-C6F	10	1	201
HST10X1.5-C6F	10	1.5	321
HST10X2.0-C6F	10	2	460
HST12X1.0-C6F	12	1	164
HST12X1.5-C6F	12	1.5	259
HST12X2.0-C6F	12	2	365
HST14X1.5-C6F	14	1.5	217
HST14X2.0-C6F	14	2	303
HST15X1.5-C6F	15	1.5	201
HST15X2.0-C6F	15	2	279
HST16X1.5-C6F	16	1.5	187
HST16X2.0-C6F	16	2	259
HST16X2.5-C6F	16	2.5	337
HST16X3.0-C6F	16	3	423
HST18X1.5-C6F	18	1.5	164
HST18X2.0-C6F	18	2	226
HST18X2.5-C6F	18	2.5	300
HST20X2.0-C6F	20	2	201
HST20X2.5-C6F	20	2.5	259
HST20X3.0-C6F	20	3	321
HST20X3.5-C6F	20	3.5	388
HST20X4.0-C6F	20	4	460
HST22X1.5-C6F	22	1.5	132
HST22X2.0-C6F	22	2	181
HST22X2.5-C6F	22	2.5	232
HST25X1.5-C6F	25	1.5	115
HST25X2.0-C6F	25	2	157
HST25X2.5-C6F	25	2.5	201
HST25X3.0-C6F	25	3	247
HST25X4.0-C6F	25	4	347
HST28X1.5-C6F	28	1.5	102
HST28X2.0-C6F	28	2	139
HST28X2.5-C6F	28	2.5	177
HST28X3.0-C6F	28	3	217
HST30X2.5-C6F	30	2.5	164
HST30X3.0-C6F	30	3	201
HST30X4.0-C6F	30	4	279
HST35X2.0-C6F	35	2	109
HST35X2.5-C6F	35	2.5	139
HST35X3.0-C6F	35	3	169
HST35X5.0-C6F	35	5	303
HST38X3.0-C6F	38	3	155
HST38X4.0-C6F	38	4	213
HST42X3.0-C6F	42	3	139
HST42X4.0-C6F	42	4	190
HST50X3.0-C6F	50	3	115
HST50X5.0-C6F	50	5	201
HST50X6.0-C6F	50	6	247

For full details please contact our Business Development Team.

Minimum of 10 Lengths is advised up to 8mm to prevent damage in transit.



Chrome 6 Free, 6 Metre Lengths


0201	OD mm	Wall Thickness mm	Pressure Kg/cm ²
HST10X1.0-C6F-6M	10	1	201
HST10X1.5-C6F-6M	10	1.5	321
HST10X2.0-C6F-6M	10	2	460
HST12X1.0-C6F-6M	12	1	164
HST12X1.5-C6F-6M	12	1.5	259
HST12X2.0-C6F-6M	12	2	365
HST14X1.5-C6F-6M	14	1.5	217
HST14X2.0-C6F-6M	14	2	303
HST15X1.5-C6F-6M	15	1.5	201
HST15X2.0-C6F-6M	15	2	279
HST16X1.5-C6F-6M	16	1.5	187
HST16X2.0-C6F-6M	16	2	259
HST16X2.5-C6F-6M	16	2.5	337
HST16X3.0-C6F-6M	16	3	423
HST18X1.5-C6F-6M	18	1.5	164
HST18X2.0-C6F-6M	18	2	226
HST18X2.5-C6F-6M	18	2.5	392
HST20X2.0-C6F-6M	20	2	201
HST20X2.5-C6F-6M	20	2.5	259
HST20X3.0-C6F-6M	20	3	321
HST20X3.5-C6F-6M	20	3.5	388
HST20X4.0-C6F-6M	20	4	460
HST22X1.5-C6F-6M	22	1.5	132
HST22X2.0-C6F-6M	22	2	181
HST22X2.5-C6F-6M	22	2.5	232
HST25X1.5-C6F-6M	25	1.5	115
HST25X2.0-C6F-6M	25	2	157
HST25X2.5-C6F-6M	25	2.5	232
HST25X3.0-C6F-6M	25	3	247
HST25X4.0-C6F-6M	25	4	347
HST28X1.5-C6F-6M	28	1.5	102
HST28X2.0-C6F-6M	28	2	139
HST28X2.5-C6F-6M	28	2.5	177
HST28X3.0-C6F-6M	28	3	217
HST30X2.5-C6F-6M	30	2.5	164
HST30X3.0-C6F-6M	30	3	201
HST30X4.0-C6F-6M	30	4	279
HST35X2.0-C6F-6M	35	2	109
HST35X2.5-C6F-6M	35	2.5	139
HST35X3.0-C6F-6M	35	3	169
HST35X5.0-C6F-6M	35	5	303
HST38X3.0-C6F-6M	38	3	155
HST38X4.0-C6F-6M	38	4	213
HST42X3.0-C6F-6M	42	3	139
HST42X4.0-C6F-6M	42	4	190
HST50X3.0-C6F-6M	50	3	115
HST50X5.0-C6F-6M	50	5	201
HST50X6.0-C6F-6M	50	6	247

Chrome 6 Free, 6 Metre Lengths, Bundles of 10

0201	OD mm	Wall Thickness mm	Pressure Kg/cm ²
HST4X1.0-C6F-6M	4	1	624
HST6X1.0-C6F-6M	6	1	365
HST6X1.5-C6F-6M	6	1.5	624
HST6X2.0-C6F-6M	6	2	989
HST8X1.0-C6F-6M	8	1	259
HST8X1.5-C6F-6M	8	1.5	423
HST8X2.0-C6F-6M	8	2	624



Hydraulic Fittings
see pages 115-136



Hydraulic Tube Clamps
see pages 184-200

IMPERIAL HYDRAULIC TUBING



Hydraulic Tubing


Maximum working pressure has been determined according to DIN 2413 scope of application 1, for primarily static load at temperatures up to 120°C.

3 metre lengths next day.

6 metre lengths may take up to 3 working days to be delivered, dependant on weight and delivery address location. Additional carriage charges may apply.

For full details please contact our Business Development Team.

Other gauges available on request.



Imperial - DIN 2391/C ST37.4, 3 Metre Lengths

0201	OD	SWG	Max Pressure Bar
HST1/4X16G-3M	1/4"	16	648
HST3/8X16G-3M	3/8"	16	377
HST1/2X16G-3M	1/2"	16	267
HST5/8X16G-3M	5/8"	16	207
HST3/4X16G-3M	3/4"	16	169
HST1X16G-3M	1"	16	124
HST1.1/4X16G-3M	1.1/4"	16	98
HST1.1/2X16G-3M	1.1/2"	16	81

Imperial - DIN 2391/C ST37.4, 6 Metre Lengths

0201	OD	SWG	Max Pressure Bar
HST1/4X16G-6M	1/4"	16	648
HST3/8X16G-6M	3/8"	16	377
HST1/2X16G-6M	1/2"	16	267
HST5/8X16G-6M	5/8"	16	207
HST3/4X16G-6M	3/4"	16	169
HST1X16G-6M	1"	16	124
HST1.1/4X16G-6M	1.1/4"	16	98
HST1.1/2X16G-6M	1.1/2"	16	81

IMPERIAL HYDRAULIC TUBING



Reinforcing Tube Inserts



For use with Thin Wall Hydraulic Steel Tube

0350	To Fit Tube Size mm	ID mm
EH4MS	6 x 1	4
EH5MS	6 x 0.5	5
EH6MS	8 x 1	6
EH7MS	10 x 1.5	7
EH8MS	10 x 1	8
EH9MS	12 x 1.5	9
EH10MS	12 x 1	10
EH12MS	14 x 1 & 15 x 1.5	12
EH13MS	15 x 1	13
EH15MS	18 x 1.5	15
EH16MS	18 x 1	16
EH18MS	20 x 1	18
EH19MS	22 x 1.5	19
EH20MS	22 x 1	20
EH24MS	28 x 2	24
EH25MS	28 x 1.5	25

Tech Sheet 1715

Manual Tube Benders

The tube bender is for use in manual vice.
The kit contains 3 bending dies.

Die 1: 6mm and 8mm tube
Die 2: 10mm tube
Die 3: 12mm tube

Tube Size Bend Radius

6mm 19.5mm
8mm 20.5mm
10mm 25.5mm
12mm 26.5mm
Tolerance +/-2mm



To suit Tube O.D. 6mm-12mm

0027
SBVO-612

The tube bender is for use in manual vice. The kit contains 6 bending dies with O.D. 6mm to 18mm, (1/8" to 3/8").

Die 1: 6mm and 8mm tube

Die 2: 10mm tube
Die 3: 12mm tube
Die 4: 14mm tube
Die 5: 16mm tube
Die 6: 18mm tube



To suit Tube O.D. 6mm-18mm

0027
SBVO-618

316 Stainless Steel Tube

3 metre lengths next day.

6 metre lengths may take up to 3 working days to be delivered, dependant on weight and delivery address location. Additional carriage charges may apply.

For full details please contact our Business Development Team.

Minimum of 10 lengths is advised up to 8mm to prevent damage in transit.



Seamless ASTM A269, Metric, 6 Metre Lengths

0214	OD mm	Wall Thickness mm	Max Pressure Bar
765-0610-6M	6	1	428
765-6X1.5-6M	6	1.5	627
765-0810-6M	8	1	321
765-8X1.5-6M	8	1.5	472
765-1013-6M	10	1	257
765-10X1.5-6M	10	1.5	385
765-12X1.5-6M	12	1.5	321
765-1515-6M	15	1.5	257
765-16X1.5-6M	16	1.5	235
765-1602-6M	16	2	321
765-20X2-6M	20	2	257
765-25X2.5-6M	25	2.5	210
765-30X3-6M	30	3	257

Tech Sheet 831

Seamless ASTM A269, Metric, 3 Metre Lengths, Random

0214	OD mm	Wall Thickness mm	Max Pressure Bar
765-0610	6	1	428
765-6X1.5	6	1.5	627
765-6X2	6	2	942
765-0813	8	1	321
765-8X1.5	8	1.5	472
765-8X2	8	2	706
765-1013	10	1	257
765-10X1.5	10	1.5	385
765-10X2	10	2	564
765-1213	12	1	210
765-12X1.5	12	1.5	321
765-12X2	12	2	420
765-1513	15	1	200
765-15X1.5	15	1.5	257
765-15X2	15	2	376
765-16X1.5	16	1.5	235
765-16X2	16	2	321
765-18X1.5	18	1.5	235
765-18X2	18	2	314
765-20X1.5	20	1.5	212
765-20X2	20	2	257
765-20X3	20	3	424
765-22X1.5	22	1.5	193
765-22X2	22	2	256
765-25X1.5	25	1.5	169
765-25X2	25	2	226
765-25X2.5	25	2.5	210
765-25X3	25	3	339
765-28X2	28	2	201
765-30X3	30	3	257
765-35X3	35	3	242
765-42X3	42	3	201

Tech Sheet 831

Seamless ASTM A269, Imperial, 3 Metre Lengths, Random

0214	OD	SWG	Max Pressure Bar
2020-1372	1/8"	20	718
2020-1380	1/4"	20	360
2020-1406	3/8"	20	240
2020-1414	1/2"	20	180
2020-1422	3/4"	20	120
2020-1430	1"	20	90

Tech Sheet 831

Seamless ASTM A269, Imperial, 6 Metre Lengths, Random

0214	OD	SWG	Max Pressure Bar
2020-1372-6M	1/8"	20	750
2020-1380-6M	1/4"	20	360
2020-1406-6M	3/8"	20	240
2020-1414-6M	1/2"	20	180
2020-1422-6M	3/4"	20	120
2020-1430-6M	1"	20	90

Tech Sheet 831



You might also need...
Stainless Steel Fittings
see pages 165-178

Hydraulic Tube Clamps

Our quality range of Hydraulic Tube Clamps have been manufactured to the highest specifications using quality materials and conforms to DIN 3015 and DIN 3570 Standards.



The vast range includes:

Light, heavy and double units in sizes ranging from 6mm to 168.3mm. Body materials of polypropylene, polyamide, rubber and aluminium, also with plates and bolts in steel (zinc plated) and stainless steel offering anti-corrosion and fire retardant options. U bolts, pipe saddles, steel clamps and O clamps are available.

The range is tried, tested and used extensively throughout the world's manufacturing facilities and in the mobile plant industry.

Applications:

- Hydraulics
- Construction
- Agriculture
- Mining
- OEM Machine Building
- Offshore
- Marine
- Automotive Technology
- Machine Tool
- Lubrication Systems

If you have any requirements for sizes or types of clamps not shown in the catalogue, please contact a member of our sales team.

For tubing
see pages **179-183**






RSB clamps
according to
DIN 3015 are
DNV certified



HYDRAULIC TUBE CLAMPS



Series A Light-duty Complete Clamps



Single Polypropylene Clamps with Hex Head Bolts

0162	OD mm	Group
RAPR3-006	6	0
RAPR3-006.4	6.4	0
RAPR3-008	8	0
RAPR3-009.5	9.5	0
RAPR3-010	10	0
RAPR3-012	12	0
RAPR3-106	6	1
RAPR3-106.4	6.4	1
RAPR3-108	8	1
RAPR3-109.5	9.5	1
RAPR3-110	10	1
RAPR3-112	12	1
RAPR3-212.7	12.7	2
RAPR3-213.5	13.5	2
RAPR3-214	14	2
RAPR3-215	15	2
RAPR3-216	16	2
RAPR3-217.2	17.2	2
RAPR3-218	18	2
RAPR3-319	19	3
RAPR3-320	20	3
RAPR3-321.3	21.3	3
RAPR3-322	22	3
RAPR3-323	23	3
RAPR3-325	25	3
RAPR3-426.9	26.9	4
RAPR3-428	28	4
RAPR3-430	30	4
RAPR3-532	32	5
RAPR3-533.7	33.7	5
RAPR3-535	35	5
RAPR3-538	38	5
RAPR3-540	40	5
RAPR3-542	42	5
RAPR3-644.5	44.5	6
RAPR3-645	45	6
RAPR3-648	48	6
RAPR3-650	50	6
RAPR3-650.8	50.8	6
RAPR3-652	52	6
RAPR3-655	55	6
RAPR3-657	57	6

Series B Standard-duty Complete Clamps



Double Polypropylene Clamps with Hex Head Bolts

0162	OD mm	Group
RBPR1-106	6	1
RBPR1-106.4	6.4	1
RBPR1-108	8	1
RBPR1-109.5	9.5	1
RBPR1-110	10	1
RBPR1-112	12	1
RBPR1-212.7	12.7	2
RBPR1-213.5	13.5	2
RBPR1-214	14	2
RBPR1-215	15	2
RBPR1-216	16	2
RBPR1-217.2	17.2	2
RBPR1-218	18	2
RBPR1-319	19	3
RBPR1-320	20	3
RBPR1-321.3	21.3	3
RBPR1-322	22	3
RBPR1-325	25	3
RBPR1-426.9	26.9	4
RBPR1-428	28	4
RBPR1-430	30	4
RBPR1-532	32	5
RBPR1-533.7	33.7	5
RBPR1-535	35	5
RBPR1-538	38	5
RBPR1-540	40	5
RBPR1-542	42	5


Series C Heavy-duty Complete Clamps



Single Polypropylene Clamps with Hex Head Bolts


0162	OD mm	Group
RCPR3-106	6	1
RCPR3-108	8	1
RCPR3-110	10	1
RCPR3-112	12	1
RCPR3-112.7	12.7	1
RCPR3-113.5	13.5	1
RCPR3-114	14	1
RCPR3-115	15	1
RCPR3-116	16	1
RCPR3-117.2	17.2	1
RCPR3-118	18	1
RCPR3-219	19	2
RCPR3-220	20	2
RCPR3-221.3	21.3	2
RCPR3-222	22	2
RCPR3-223	23	2
RCPR3-225	25	2
RCPR3-226.9	26.9	2
RCPR3-228	28	2
RCPR3-230	30	2
RCPR3-330	30	3
RCPR3-332	32	3
RCPR3-333.7	33.7	3
RCPR3-335	35	3
RCPR3-338	38	3
RCPR3-340	40	3
RCPR3-342	42	3
RCPR3-438	38	4
RCPR3-440	40	4
RCPR3-442	42	4
RCPR3-445	45	4
RCPR3-448.3	48.3	4
RCPR3-450	50	4
RCPR3-451	51	4
RCPR3-452	52	4
RCPR3-455	55	4
RCPR3-457	57	4
RCPR3-460.3	60.3	4
RCPR3-463	63	4
RCPR3-465	65	4
RCPR3-470	70	4
RCPR3-570	70	5
RCPR3-573	73	5
RCPR3-575	75	5
RCPR3-576.1	76.1	5
RCPR3-580	80	5
RCPR3-582.5	82.5	5
RCPR3-588.9	88.9	5
RCPR3-590	90	5
RCPR3-6101.6	101.6	6
RCPR3-6114.3	114.3	6
RCPR3-6127	127	6
RCPR3-7130	130	7
RCPR3-7140	140	7
RCPR3-7168.3	168.3	7

HYDRAULIC TUBE CLAMPS



Series A Light-duty Noise Protection Clamp Body

Supplied in pairs




Polypropylene

0162	OD mm	Group
RAPE-4	10	4
RAPE-5	10-12	5
RAPE-6	10-20	6
RAPAE-6	18-30	6

Tech Sheet 10133

Series C Heavy-duty Noise Protection Clamp Body

Other sizes and materials available on request
Supplied in pairs



Polypropylene

0162	OD mm	Group
RCPE-2	10	2
RCPE-3	10-20	3
RCPE-4	22-35	4
RCPE-5	35-60.3	5

Tech Sheet 10133

The clamp system for vibration dampening and structure borne noise insulation. Select relevant insert for your tube size and appropriate sized body, for use with all regular plates bolts, etc.

Noise Protection Insert

Other sizes and materials available on request



Group 2 Heavy, Group 4 Light

0162	OD mm	Group
EE-206/406	6	2/4
EE-208/408	8	2/4
EE-210/410	10	2/4
EE-212/412	12	2/4
EE-212.7/412.7	12.7	2/4
EE-214/414	14	2/4
EE-215/415	15	2/4
EE-216/416	16	2/4
EE-217.2/417.2	17.2	2/4
EE-218/418	18	2/4
EE-219/419	19	2/4

Tech Sheet 10133

Group 3 Heavy, Group 6 Light

0162	OD mm	Group
EE-320/620	20	3/6
EE-321.3/621.3	21.3	3/6
EE-322/622	22	3/6
EE-323/623	23	3/6
EE-325/625	25	3/6
EE-326.9/626.9	26.9	3/6
EE-328/628	28	3/6
EE-330/630	30	3/6
EE-332/632	32	3/6

Tech Sheet 10133

Group 4 Heavy

0162	OD mm	Group
EE-432	32	4
EE-433.7	33.7	4
EE-435	35	4
EE-438	38	4
EE-440	40	4
EE-442	42	4
EE-445	45	4
EE-448	48	4
EE-451	51	4
EE-453.4	53.4	4
EE-456.4	56.4	4

Tech Sheet 10133



Noise Protection & Anti-vibration Inserts



Group 2 Heavy, Group 4 Light

0162	OD mm	Group
EFA-410/210	10	2/4

Tech Sheet 10133

Group 3 Heavy, Group 6 Light

0162	OD mm	Group
EFA-610/310	10	3/6
EFA-612/312	12	3/6
EFA-615/315	15	3/6
EFA-618/318	18	3/6
EFA-620/320	20	3/6

Tech Sheet 10133

Group 4 Heavy

0162	OD mm	Group
EFA-422	22	4
EFA-425	25	4
EFA-428	28	4
EFA-430	30	4
EFA-435	35	4

Tech Sheet 10133

Group 5 Light

0162	OD mm	Group
EFA-510	10	5
EFA-512	12	5
EFA-515	15	5

Tech Sheet 10133

Group 5 Heavy

0162	OD mm	Group
EFA-535	35	5
EFA-538	38	5
EFA-542	42	5
EFA-548.3	48.3	5
EFA-560.3	60.3	5

Tech Sheet 10133

Group 6 Light

0162	OD mm	Group
EFA-618	18	6
EFA-620	20	6
EFA-622	22	6
EFA-625	25	6
EFA-628	28	6
EFA-630	30	6

Tech Sheet 10133

HYDRAULIC TUBE CLAMPS

We have simplified the selection of this clamp range by making it self selection.

Select in the following order.

1. Clamp body by material, series, group and tube size.
2. Weld plate by series and group.
3. Top plate by series and group (not required with slotted head and socket head bolts as they countersink into body).
4. Bolts by series and group.

As a regular feature of Series A and B clamps, screws, rail nuts and cover plates are zinc coated, welding plates phosphatized and support rails uncoated.

As a regular feature of Series C clamps, all steel parts are uncoated.

Please order the **same series** to make complete clamp, i.e. **Series A** clamp, **Series A** top plate and **Series A** bottom plate and **Series A** screws or bolts.




**High Pressure
Tube Couplings**
see pages 138-140



Series A Light-duty Clamp Halves

Supplied in pairs



Single Polypropylene

0162	OD mm	Group
RAPR-006	6	0
RAPR-006.4	6.4	0
RAPR-008	8	0
RAPR-009.5	9.5	0
RAPR-010	10	0
RAPR-012	12	0
RAPR-106	6	1
RAPR-106.4	6.4	1
RAPR-108	8	1
RAPR-109.5	9.5	1
RAPR-110	10	1
RAPR-112	12	1
RAPR-212.7	12.7	2
RAPR-213.5	13.5	2
RAPR-214	14	2
RAPR-215	15	2
RAPR-216	16	2
RAPR-217.2	17.2	2
RAPR-218	18	2
RAPR-319	19	3
RAPR-320	20	3
RAPR-321.3	21.3	3
RAPR-322	22	3
RAPR-323	23	3
RAPR-325	25	3
RAPR-426.9	26.9	4
RAPR-428	28	4
RAPR-430	30	4
RAPR-532	32	5
RAPR-533.7	33.7	5
RAPR-535	35	5
RAPR-538	38	5
RAPR-540	40	5
RAPR-542	42	5
RAPR-644.5	44.5	6
RAPR-645	45	6
RAPR-648	48	6
RAPR-650	50	6
RAPR-650.8	50.8	6
RAPR-652	52	6
RAPR-655	55	6
RAPR-657	57	6

Tech Sheet 811

Supplied in pairs



Single Polypropylene Inside Smooth

0162	OD mm	Group
RAPG-106	6	1
RAPG-106.4	6.4	1
RAPG-108	8	1
RAPG-109.5	9.5	1
RAPG-110	10	1
RAPG-112	12	1
RAPG-212.7	12.7	2
RAPG-213.5	13.5	2
RAPG-214	14	2
RAPG-215	15	2
RAPG-216	16	2
RAPG-217.2	17.2	2
RAPG-218	18	2
RAPG-319	19	3
RAPG-320	20	3
RAPG-321.3	21.3	3
RAPG-322	22	3
RAPG-323	23	3
RAPG-325	25	3
RAPG-426.9	26.9	4
RAPG-428	28	4
RAPG-430	30	4
RAPG-532	32	5
RAPG-533.7	33.7	5
RAPG-535	35	5
RAPG-538	38	5
RAPG-540	40	5
RAPG-542	42	5
RAPG-644.5	44.5	6
RAPG-645	45	6
RAPG-648	48	6
RAPG-650	50	6
RAPG-650.8	50.8	6
RAPG-652	52	6
RAPG-655	55	6
RAPG-657	57	6

Tech Sheet 811

HYDRAULIC TUBE CLAMPS



Series A Light-duty Clamp Halves

Supplied in pairs



Single Polyamide 6 Inside Smooth

0162	OD mm	Group
RANG-106	6	1
RANG-106.4	6.4	1
RANG-108	8	1
RANG-109.5	9.5	1
RANG-110	10	1
RANG-112	12	1
RANG-212.7	12.7	2
RANG-213.5	13.5	2
RANG-214	14	2
RANG-215	15	2
RANG-216	16	2
RANG-217.2	17.2	2
RANG-218	18	2
RANG-319	19	3
RANG-320	20	3
RANG-321.3	21.3	3
RANG-322	22	3
RANG-323	23	3
RANG-325	25	3
RANG-426.9	26.9	4
RANG-428	28	4
RANG-430	30	4
RANG-532	32	5
RANG-533.7	33.7	5
RANG-535	35	5
RANG-538	38	5
RANG-540	40	5
RANG-542	42	5
RANG-644.5	44.5	6
RANG-645	45	6
RANG-648	48	6
RANG-650	50	6
RANG-650.8	50.8	6
RANG-652	52	6
RANG-655	55	6
RANG-657	57	6

Tech Sheet 811

Supplied in pairs



Single Rubber

0162	OD mm	Group
RAVG-106	6	1
RAVG-108	8	1
RAVG-109.5	9.5	1
RAVG-110	10	1
RAVG-112	12	1
RAVG-212.7	12.7	2
RAVG-213.5	13.5	2
RAVG-214	14	2
RAVG-215	15	2
RAVG-216	16	2
RAVG-217.2	17.2	2
RAVG-218	18	2
RAVG-319	19	3
RAVG-320	20	3
RAVG-321.3	21.3	3
RAVG-322	22	3
RAVG-323	23	3
RAVG-325	25	3
RAVG-426.9	26.9	4
RAVG-428	28	4
RAVG-430	30	4
RAVG-532	32	5
RAVG-533.7	33.7	5
RAVG-535	35	5
RAVG-538	38	5
RAVG-540	40	5
RAVG-542	42	5
RAVG-644.5	44.5	6
RAVG-645	45	6
RAVG-648	48	6
RAVG-650	50	6
RAVG-650.8	50.8	6
RAVG-652	52	6
RAVG-655	55	6
RAVG-657	57	6

Tech Sheet 811

Supplied in pairs



Single Polyamide 6 (Fire Retardant)

0162	OD mm	Group
RANR-006	6	0
RANR-008	8	0
RANR-009.5	9.5	0
RANR-012	12	0
RANR-106	6	1
RANR-106.4	6.4	1
RANR-110	10	1
RANR-112	12	1
RANR-212.7	12.7	2
RANR-214	14	2
RANR-215	15	2
RANR-216	16	2
RANR-217.2	17.2	2
RANR-218	18	2
RANR-320	20	3
RANR-321.3	21.3	3
RANR-325	25	3
RANR-426.9	26.9	4
RANR-532	32	5
RANR-533.7	33.7	5
RANR-538	38	5
RANR-540	40	5
RANR-542	42	5
RANR-644.5	44.5	6
RANR-650.8	50.8	6

Tech Sheet 811

Supplied in pairs

Single Aluminium

0162	OD mm	Group
RAAR-106	6	1
RAAR-106.4	6.4	1
RAAR-108	8	1
RAAR-109.5	9.5	1
RAAR-110	10	1
RAAR-112	12	1
RAAR-212.7	12.7	2
RAAR-213.5	13.5	2
RAAR-214	14	2
RAAR-215	15	2

0162	OD mm	Group
RAAR-216	16	2
RAAR-217.2	17.2	2
RAAR-218	18	2
RAAR-319	19	3
RAAR-320	20	3
RAAR-321.3	21.3	3
RAAR-322	22	3
RAAR-323	23	3
RAAR-325	25	3
RAAR-426.9	26.9	4

0162	OD mm	Group
RAAR-430	30	4
RAAR-532	32	5
RAAR-533.7	33.7	5
RAAR-535	35	5
RAAR-538	38	5
RAAR-540	40	5
RAAR-542	42	5
RAAR-648	48	6
RAAR-650	50	6

Tech Sheet 811



HYDRAULIC TUBE CLAMPS



Tube Identification System

Tube labelling/identification system
Complete with plastic cover and galvanised steel strap.



Universal Holder

0162	To Suit
UNH	Up to 2.1/2" OD


Tube labelling/identification system
Complete with plastic cover and 100mm welding pin.



Welding Holder

0162	To Suit
SWH	100mm Welding Pin


Clamping Rails



Series A, B & C, Steel

0162	Series	Length Metres	Depth mm
TS11-A/B1	A & B	1	11
TS11-A/B2	A & B	2	11
TS14-A/B1	A & B	1	14
TS14-A/B2	A & B	2	14
TS-C1	C	1	22
TS-C2	C	2	22

Tech Sheet 1640



Series A, B & C, Stainless Steel

0162	Series	Length Metres	Depth mm
TS11-A/B1-SS	A & B	1	11
TS11-A/B2-SS	A & B	2	11
TS14-A/B1-SS	A & B	1	14
TS14-A/B2-SS	A & B	2	14
TS-C1-SS	C	1	22
TS-C2-SS	C	2	22

Tech Sheet 1640

Clamping Nuts



Series A, B & C, Chromium VI-Free

0162	Group	Series
TM-A	All A & B1	A & B1
TM-B2	2-5	B
TM-C1	1-3	C
TM-C4	4	C

Tech Sheet 1640



Series A, B & C, Stainless Steel

0162	Group	Series
TM-A/B1	All A & B1	A & B1
TM-B2-SS	2-5	B
TM-C1-SS	1-3	B
TM-C4-SS	4	C

Tech Sheet 1640

Special Clamps

Fixing Clamps for 40 x 40mm square cased sensors built to EN 50 025 and 50 037.

The sensors can be adjusted axially and laterally when mounted on support rails.
Accessory materials are Series A, Group 5.



Series A Sensor Clamps

0162	Material
RAPS-540	Polypropylene
RANS-540	Polyamide 6

Tech Sheet 814

You might also need a
RIDGID® StrutSlayr
see page 1744



HYDRAULIC TUBE CLAMPS



Series A Weld Plates



Short Weld Plate, Stainless Steel

stainless steel

0162	Group
APK-A0-SS	0
APK-A1-SS	1
APK-A2-SS	2
APK-A3-SS	3
APK-A4-SS	4
APK-A5-SS	5
APK-A6-SS	6
APK-A7-SS	7
APK-A8-SS	8

Tech Sheet 811



Short Weld Plate, Steel

0162	Group
APK-A0	0
APK-A1	1
APK-A2	2
APK-A3	3
APK-A4	4
APK-A5	5
APK-A6	6

Tech Sheet 811



Multiple Weld Plate, Steel

0162	Group	Centres mm
APR-A0	0	-
APR-A1	1	20
APR-A1	1	20
APR-A2	2	26
APR-A2	2	26
APR-A3	3	33
APR-A3	3	33
APR-A4	4	40
APR-A5	5	52
APR-A6	6	66

Tech Sheet 812



Weld/Screw Plate, Steel

0162	Group
APL-A0	0
APL-A1	1
APL-A2	2
APL-A3	3
APL-A4	4
APL-A5	5
APL-A6	6

Tech Sheet 812

Weld/Screw Plate, Stainless Steel

stainless steel

0162	Group
APL-A1-SS	1
APL-A2-SS	2
APL-A3-SS	3
APL-A4-SS	4
APL-A5-SS	5
APL-A6-SS	6

Tech Sheet 812



Twin Weld Plate, Steel

0162	Group	Centres mm
APD-A0	0	-
APD-A1	1	20
APDL-A1	1	20
APD-A2	2	26
APDL-A2	2	26
APD-A3	3	33
APDL-A3	3	33
APD-A5	5	52
APD-A6	6	66

Tech Sheet 812



You might also need
Hydraulic Tubing
see pages 179-183

Series A Cover Plates



Single, Steel

0162	Group
DP-A0	0
DP-A1	1
DP-A2	2
DP-A3	3
DP-A4	4
DP-A5	5
DP-A6	6

Tech Sheet 813

Single, Stainless Steel

stainless steel

0162	Group
DP-A0-SS	0
DP-A1-SS	1
DP-A2-SS	2
DP-A3-SS	3
DP-A4-SS	4
DP-A5-SS	5
DP-A6-SS	6
DP-A7-SS	7
DP-A8-SS	8

Tech Sheet 813

Series A Locking Plates



Steel

0162	Group
SBR-A	0-6


Tech Sheet 1391

Stainless Steel

stainless steel

0162	Group
SBR-A-SS	0-6

Tech Sheet 1391



You might also need
Hydraulic Fittings
see pages 115-135

HYDRAULIC TUBE CLAMPS

Series A Fixing Bolts



Slotted Head, Steel

0162	Group
SL-A0/A1	0 & 1
SL-A2	2
SL-A3	3
SL-A4	4
SL-A5	5
SL-A6	6
Tech Sheet 813	



Socket Head, Steel

0162	Group
IS-A0/A1	0 & 1
IS-A2	2
IS-A3	3
IS-A4	4
IS-A5	5
IS-A6	6
Tech Sheet 813	



Stacking Head, Steel

0162	Group
AS-A0/A1	0 & 1
AS-A2	2
AS-A3	3
AS-A4	4
AS-A5	5
AS-A6	6
Tech Sheet 1391	

Stacking Head, Stainless Steel

stainless steel

0162	Group
AS-A0/A1-SS	0 & 1
AS-A2-SS	2
AS-A3-SS	3
AS-A4-SS	4
AS-A5-SS	5
AS-A6-SS	6
Tech Sheet 1391	



Hexagon Head, Steel

0162	Group
SSL-A0/A1	0 & 1
SSL-A2	2
SSL-A3	3
SSL-A4	4
SSL-A5	5
SSL-A6	6
SSL-A7	7
Tech Sheet 813	

Hexagon Head, Stainless Steel

stainless steel

0162	Group
SSL-A0/A1-SS	0 & 1
SSL-A2-SS	2
SSL-A3-SS	3
SSL-A4-SS	4
SSL-A5-SS	5
SSL-A6-SS	6
Tech Sheet 813	



Visitec Clamping Nuts, Light Series

The rail nut with loss protection.

The larger flange area prevents the rail nut falling into the rail during installation which is a problem inherent to the traditional design. The new design has a vibration and sound installation function.

The rubber cap has an integrated screw locking device. Fast and easy to install, easy to adjust, especially for vertical installations.

Advantages:

- Vibration and sound insulating function
- Designed especially for vertical installations
- Fast and easy to install
- 40% time savings for installers



Series A, Chromium VI-Free

0162	Group	Series
TM-A/B1VISITEC	All A & B1	A & B1
Tech Sheet 1981		

Series A, Stainless Steel

stainless steel

0162	Group	Series
TM-A/B1SSVISITEC	All A & B1	A & B1
Tech Sheet 1981		

Locking Washers



Series A & B

0162	Group
US-A	1
US-B2	2-5
Tech Sheet 1391	


HYDRAULIC TUBE CLAMPS



Please order the same series to make complete clamp, i.e. **Series B** clamp and **Series B** top plate and **Series B** bottom plate and **Series B** screws or bolts.

Series B Clamp Halves

Supplied in pairs




Double Polypropylene

0162	OD mm	Group
RBPR-106	6	1
RBPR-106.4	6.4	1
RBPR-108	8	1
RBPR-109.5	9.5	1
RBPR-110	10	1
RBPR-112	12	1
RBPR-212.7	12.7	2
RBPR-213.5	13.5	2
RBPR-214	14	2
RBPR-215	15	2
RBPR-216	16	2
RBPR-217.2	17.2	2
RBPR-218	18	2
RBPR-319	19	3
RBPR-320	20	3
RBPR-321.3	21.3	3
RBPR-322	22	3
RBPR-325	25	3
RBPR-426.9	26.9	4
RBPR-428	28	4
RBPR-430	30	4
RBPR-532	32	5
RBPR-533.7	33.7	5
RBPR-535	35	5
RBPR-538	38	5
RBPR-540	40	5
RBPR-542	42	5

Tech Sheet 1641

Supplied in pairs



Double Polypropylene Inside Smooth

0162	OD mm	Group
RBPG-106	6	1
RBPG-106.4	6.4	1
RBPG-108	8	1
RBPG-109.5	9.5	1
RBPG-110	10	1
RBPG-112	12	1
RBPG-212.7	12.7	2
RBPG-213.5	13.5	2
RBPG-214	14	2
RBPG-215	15	2
RBPG-216	16	2
RBPG-217.2	17.2	2
RBPG-218	18	2
RBPG-319	19	3
RBPG-320	20	3
RBPG-321.3	21.3	3
RBPG-322	22	3
RBPG-325	25	3
RBPG-426.9	26.9	3
RBPG-428	28	4
RBPG-430	30	4
RBPG-532	32	4
RBPG-533.7	33.7	5
RBPG-535	35	5
RBPG-538	38	5
RBPG-540	40	5
RBPG-542	42	5

Tech Sheet 1641

Supplied in pairs



Double Polyamide 6 (Fire Retardant)

0162	OD mm	Group
RBNR-106.4	6.4	1
RBNR-109.5	9.5	1
RBNR-212.7	12.7	2
RBNR-213.5	13.5	2
RBNR-214	14	2
RBNR-215	15	2
RBNR-218	18	2
RBNR-320	20	3
RBNR-322	22	3
RBNR-325	25	3
RBNR-428	28	4
RBNR-533.7	33.7	5
RBNR-535	35	5

Tech Sheet 1641

Supplied in pairs



Double Polyamide 6 Inside Smooth

0162	OD mm	Group
RBNG-106	6	1
RBNG-106.4	6.4	1
RBNG-108	8	1
RBNG-109.5	9.5	1
RBNG-110	10	1
RBNG-112	12	1
RBNG-212.7	12.7	2
RBNG-213.5	13.5	2
RBNG-214	14	2
RBNG-215	15	2
RBNG-216	16	2
RBNG-217.2	17.2	2
RBNG-218	18	2
RBNG-319	19	3
RBNG-320	20	3
RBNG-321.3	21.3	3
RBNG-322	22	3
RBNG-325	25	3
RBNG-426.9	26.9	3
RBNG-428	28	4
RBNG-430	30	4
RBNG-532	32	4
RBNG-533.7	33.7	5
RBNG-535	35	5
RBNG-538	38	5
RBNG-542	42	5

Tech Sheet 1641



You might also need
Hydraulic Tubing
see pages 179-183



You might also need
Hydraulic Fittings
see pages 115-135

HYDRAULIC TUBE CLAMPS

Series B Clamp Halves

Supplied in pairs




Double Rubber

0162	OD mm	Group
RBVG-106	6	1
RBVG-106.4	6.4	1
RBVG-108	8	1
RBVG-109.5	9.5	1
RBVG-110	10	1
RBVG-112	12	1
RBVG-212.7	12.7	2
RBVG-213.5	13.5	2
RBVG-214	14	2
RBVG-215	15	2
RBVG-216	16	2
RBVG-217.2	17.2	2
RBVG-218	18	2
RBVG-319	19	3
RBVG-320	20	3
RBVG-321.3	21.3	3
RBVG-322	22	3
RBVG-325	25	3
RBVG-426.9	26.9	4
RBVG-428	28	4
RBVG-430	30	4
RBVG-532	32	5
RBVG-533.7	33.7	5
RBVG-535	35	5
RBVG-538	38	5
RBVG-542	42	5

Tech Sheet 1641

Series B Weld Plates



Short Weld Plate, Steel

0162	Group
AP-B1	1
AP-B2	2
AP-B3	3
AP-B4	4
AP-B5	5

Tech Sheet 1641

Short Weld Plate, Stainless Steel

0162	Group
AP-B1-SS	1
AP-B2-SS	2
AP-B3-SS	3
AP-B4-SS	4
AP-B5-SS	5

Tech Sheet 1641

For illustration purposes only




Multiple Weld Plate, Steel

0162	Group	Centres mm
APR-B1	1	40
APR-B2	2	58
APR-B3	3	72
APR-B4	4	90
APR-B5	5	112

Tech Sheet 1642

Series B Cover Plates



Double, Steel

0162	Group
DP-B1	1
DP-B2	2
DP-B3	3
DP-B4	4
DP-B5	5


Tech Sheet 1643

Double, Stainless Steel

0162	Group
DP-B1-SS	1
DP-B2-SS	2
DP-B3-SS	3
DP-B4-SS	4
DP-B5-SS	5

Tech Sheet 1643

Series B Locking Plates



Steel

0162	Group
SB-B1	1
SB-B2	2-5

Tech Sheet 1644

Series B Fixing Bolts



Socket Head, Steel

0162	Group
IS-B1	1
IS-B2	2
IS-B3	3
IS-B5	5

Tech Sheet 1644



Stacking Head, Steel

0162	Group
AS-B1	1
AS-B2	2
AS-B3	3
AS-B4	4
AS-B5	5

Tech Sheet 1644

Stacking Head, Stainless Steel

stainless steel

0162	Group
AS-B1-SS	1
AS-B2-SS	2
AS-B3-SS	3
AS-B4-SS	4
AS-B5-SS	5

Tech Sheet 1644



Hexagon Head, Steel

0162	Group
SS-B1	1
SS-B2	2
SS-B3	3
SS-B4	4
SS-B5	5

Tech Sheet 1643

Hexagon Head, Stainless Steel

stainless steel

0162	Group
SS-B1-SS	1
SS-B2-SS	2
SS-B3-SS	3


Tech Sheet 1643

HYDRAULIC TUBE CLAMPS



Series C Heavy-duty Clamp Halves

Supplied in pairs



Single Polypropylene

0162	OD mm	Group
RCPR-106	6	1
RCPR-108	8	1
RCPR-110	10	1
RCPR-112	12	1
RCPR-112.7	12.7	1
RCPR-113.5	13.5	1
RCPR-114	14	1
RCPR-115	15	1
RCPR-116	16	1
RCPR-117.2	17.2	1
RCPR-118	18	1
RCPR-219	19	2
RCPR-220	20	2
RCPR-221.3	21.3	2
RCPR-222	22	2
RCPR-223	23	2
RCPR-225	25	2
RCPR-226.9	26.9	2
RCPR-228	28	2
RCPR-230	30	2
RCPR-330	30	3
RCPR-332	32	3
RCPR-333.7	33.7	3
RCPR-335	35	3
RCPR-338	38	3
RCPR-340	40	3
RCPR-342	42	3
RCPR-438	38	4
RCPR-440	40	4
RCPR-442	42	4
RCPR-445	45	4
RCPR-448.3	48.3	4
RCPR-450	50	4
RCPR-451	51	4
RCPR-452	52	4
RCPR-455	55	4
RCPR-457	57	4
RCPR-460.3	60.3	4
RCPR-463	63	4
RCPR-465	65	4
RCPR-470	70	4
RCPR-570	70	5
RCPR-573	73	5
RCPR-575	75	5
RCPR-576.1	76.1	5
RCPR-580	80	5
RCPR-582.5	82.5	5
RCPR-588.9	88.9	5
RCPR-590	90	5
RCPR-6101.6	101.6	6
RCPR-6114.3	114.3	6
RCPR-6127	127	6
RCPR-7130	130	7
RCPR-7140	140	7
RCPR-7168.3	168.3	7

Tech Sheet 1645

Supplied in pairs



Single Polyamide 6 (Fire Retardant)

0162	OD mm	Group
RCNR-106	6	1
RCNR-108	8	1
RCNR-110	10	1
RCNR-112	12	1
RCNR-112.7	12.7	1
RCNR-113.5	13.5	1
RCNR-114	14	1
RCNR-115	15	1
RCNR-116	16	1
RCNR-117.2	17.2	1
RCNR-118	18	1
RCNR-220	20	2
RCNR-221.3	21.3	2
RCNR-222	22	2
RCNR-223	23	2
RCNR-225	25	2
RCNR-226.9	26.9	2
RCNR-228	28	2
RCNR-230	30	2
RCNR-330	30	3
RCNR-332	32	3
RCNR-333.7	33.7	3
RCNR-335	35	3
RCNR-338	38	3
RCNR-340	40	3
RCNR-342	42	3
RCNR-438	38	4
RCNR-440	40	4
RCNR-442	42	4
RCNR-445	45	4
RCNR-448.3	48.3	4
RCNR-450	50	4
RCNR-451	51	4
RCNR-452	52	4
RCNR-455	55	4
RCNR-457	57	4
RCNR-460.3	60.3	4
RCNR-463	63	4
RCNR-465	65	4
RCNR-470	70	4
RCNR-570	70	5
RCNR-573	73	5
RCNR-575	75	5
RCNR-576.1	76.1	5
RCNR-580	80	5
RCNR-582.5	82.5	5
RCNR-588.9	88.9	5
RCNR-590	90	5

Tech Sheet 1645

Supplied in pairs



Single Aluminium

0162	OD mm	Group
RCAR-110	10	1
RCAR-220	20	2
RCAR-221.3	21.3	2
RCAR-222	22	2
RCAR-226.9	26.9	2
RCAR-230	30	2
RCAR-330	30	3
RCAR-332	32	3
RCAR-333.7	33.7	3
RCAR-338	38	3
RCAR-340	40	3
RCAR-448.3	48.3	4
RCAR-450	50	4
RCAR-455	55	4
RCAR-460.3	60.3	4
RCAR-470	70	4

Tech Sheet 1645


Please order the same series to make complete clamp, i.e. Series C Clamp & Series C Top Plate & Series C Bottom Plate & Series C Screws or Bolts.

HYDRAULIC TUBE CLAMPS



Series C Heavy-duty Clamp Halves

Supplied in pairs



Single Polypropylene Inside Smooth

0162	OD mm	Group
RCPG-106	6	1
RCPG-108	8	1
RCPG-110	10	1
RCPG-112	12	1
RCPG-112.7	12.7	1
RCPG-114	14	1
RCPG-115	15	1
RCPG-116	16	1
RCPG-117.2	17.2	1
RCPG-118	18	1
RCPG-219	19	2
RCPG-220	20	2
RCPG-221.3	21.3	2
RCPG-222	22	2
RCPG-225	25	2
RCPG-226.9	26.9	2
RCPG-230	30	2
RCPG-330	30	3
RCPG-332	32	3
RCPG-333.7	33.7	3
RCPG-335	35	3
RCPG-338	38	3
RCPG-340	40	3
RCPG-342	42	3

0162	OD mm	Group
RCPG-438	38	4
RCPG-440	40	4
RCPG-442	42	4
RCPG-445	45	4
RCPG-448.3	48.3	4
RCPG-450	50	4
RCPG-452	52	4
RCPG-455	55	4
RCPG-457	57	4
RCPG-460.3	60.3	4
RCPG-465	65	4
RCPG-470	70	4
RCPG-560.3	60.3	5
RCPG-573	73	5
RCPG-576.1	76.1	5
RCPG-580	80	5
RCPG-588.9	88.9	5
RCPG-6100	100	6
RCPG-6101.6	101.6	6
RCPG-6114.3	114.3	6
RCPG-7108	108	7
RCPG-7168.3	168.3	7
RCPG-8168.3	168.3	8

Tech Sheet 1645

You might also need
Hydraulic Ball Valves
 see pages **238-240**



HYDRAULIC TUBE CLAMPS



Series C Weld Plates



Short Weld Plate, Steel

0162	Group
AP-C1	1
AP-C2	2
AP-C3	3
AP-C4	4
AP-C5	5
AP-C6	6
AP-C7	7

Tech Sheet 1646

Short Weld Plate, Stainless Steel

stainless steel

0162	Group
AP-C1-SS	1
AP-C2-SS	2
AP-C3-SS	3
AP-C4-SS	4
AP-C5-SS	5
AP-C6-SS	6
AP-C7-SS	7
AP-C8-SS	8

Tech Sheet 1646



Weld/Screw Plate, Steel

0162	Group
APL-C1	1
APL-C2	2
APL-C3	3
APL-C4	4
APL-C5	5

Tech Sheet 1646



Short Double Weld Plate, Steel

0162	Group
APD-C1	1
APD-C2	2
APD-C3	3
APD-C5	5

Tech Sheet 1646

Series C Cover Plates



Single, Steel

0162	Group
DP-C1	1
DP-C2	2
DP-C3	3
DP-C4	4
DP-C5	5
DP-C6	6
DP-C7	7

Tech Sheet 1647

Single, Stainless Steel

stainless steel

0162	Group
DP-C1-SS	1
DP-C2-SS	2
DP-C3-SS	3
DP-C4-SS	4
DP-C5-SS	5
DP-C6-SS	6
DP-C7-SS	7
DP-C8-SS	8

Tech Sheet 1647



Double, Steel

0162	Group
DPD-C1	1
DPD-C2	2
DPD-C3	3
DPD-C4	4
DPD-C5	5

Tech Sheet 1647

Series C Locking Plates



Steel

0162	Group
SP-C1	1
SP-C2	2
SP-C3	3
SP-C4	4
SP-C5	5

Tech Sheet 1648

Stainless Steel

stainless steel

0162	Group
SP-C1-SS	1
SP-C2-SS	2
SP-C3-SS	3
SP-C4-SS	4
SP-C5-SS	5
SP-C6-SS	6
SP-C7-SS	7
SP-C8-SS	8

Tech Sheet 1648

Series C Fixing Bolts



Socket Head, Steel

0162	Group
IS-C1	1
IS-C2	2
IS-C3	3
IS-C4	4
IS-C5	5

Tech Sheet 1648



Stacking Head, Steel

0162	Group
AS-C1	1
AS-C2	2
AS-C3	3
AS-C4	4
AS-C5	5

Tech Sheet 1648

Stacking Head, Stainless Steel

stainless steel

0162	Group
AS-C1-SS	1
AS-C2-SS	2
AS-C3-SS	3
AS-C4-SS	4

Tech Sheet 1648

Hexagon Head, Steel



0162	Group
SS-C1	1
SS-C2	2
SS-C3	3
SS-C4	4
SS-C5	5
SS-C6	6
SS-C7	7

Tech Sheet 1647

Hexagon Head, Stainless Steel

stainless steel

0162	Group
SS-C1-SS	1
SS-C2-SS	2
SS-C3-SS	3
SS-C4-SS	4
SS-C5-SS	5

Tech Sheet 1647

HYDRAULIC TUBE CLAMPS



U-Bolt Clamps

DIN 3570



2 Nuts Steel Clamps

0162	Size mm
RUBS-15/24	15-24
RUBS-20/30	20-30
RUBS-25/38	25-38
RUBS-32/46	32-46
RUBS-40/52	40-52
RUBS-50/64	50-64
RUBS-65/82	65-82
RUBS-80/94	80-94
RUBS-100/120	100-120
RUBS-125/148	125-148
RUBS-150/176	150-176

Tech Sheet 1650

DIN 3570

Bolts: Zinc Plated

2 Nuts Zinc Plated Steel Clamps

0162	Size mm
RUBZ-15/24	15-24
RUBZ-20/30	20-30
RUBZ-25/38	25-38
RUBZ-32/46	32-46
RUBZ-40/52	40-52
RUBZ-50/64	50-64
RUBZ-65/82	65-82
RUBZ-80/94	80-94
RUBZ-100/120	100-120
RUBZ-150/176	150-176
RUBZ-175/202	175-202
RUBZ-250/282	250-282

Tech Sheet 1650



4 Nuts Steel Clamps

0162	Size mm
RUBLS-15/24	15-24
RUBLS-20/30	20-30
RUBLS-25/38	25-38
RUBLS-32/46	32-46
RUBLS-50/64	50-64
RUBLS-65/82	65-82
RUBLS-80/94	80-94
RUBLS-100/120	100-120
RUBLS-125/148	125-148

Tech Sheet 1650

Bolts: Zinc Plated

4 Nuts Zinc Plated Steel Clamps

0162	Size mm
RUBLZ-20/30	20-30
RUBLZ-32/46	32-46
RUBLZ-50/64	50-64
RUBLZ-65/82	65-82
RUBLZ-80/94	80-94
RUBLZ-100/120	100-120
RUBLZ-125/148	125-148

Tech Sheet 1650

Cylinder Tube Fastenings




Supports

0162	Group
RLP-16	16
RLP-22	22

Tech Sheet 1649

NOTE: To suit all cylinder tube fastenings.



Adaptor

0162
ADP

Tech Sheet 1649

Pipe Saddles



Long Polypropylene

0162	Size mm
KUPL-15/17.2	15-17.2
KUPL-15/21.3	15-21.3
KUPL-20/25	20-25
KUPL-20/26.9	20-26.9
KUPL-25/30	25-30
KUPL-25/33.7	25-33.7
KUPL-32/38	32-38
KUPL-32/42.4	32-42.4
KUPL-40/44.5	40-44.5
KUPL-40/48.3	40-48.3
KUPL-50/57	50-57
KUPL-50/60.3	50-60.3
KUPL-65/76.1	65-76.1
KUPL-80/88.9	80-88.9
KUPL-100/108	100-108
KUPL-100/114.3	100-114.3

Tech Sheet 1651



Long Polyamide 6 (Fire Retardant)

0162	Size mm
KUNL-20/25	20-25
KUNL-20/26.9	20-26.9
KUNL-25/30	25-30
KUNL-25/33.7	25-33.7
KUNL-32/38	32-38
KUNL-40/44.5	40-44.5
KUNL-40/48.3	40-48.3
KUNL-50/57	50-57
KUNL-50/60.3	50-60.3
KUNL-65/76.1	65-76.1
KUNL-80/88.9	80-88.9
KUNL-100/108	100-108
KUNL-100/114.3	100-114.3

Tech Sheet 1651

HYDRAULIC TUBE CLAMPS



Hydraulic Steel Clamps

The support-block is welded to the machine body or another component either in upend or flat position. The tube clamp is screwed on.



HRS Series Clamps

0162	To Fit Tube Size mm
HSRS-25	25
HSRS-30	30
HSRS-35	35
HSRS-38	38
HSRS-42	42

Tech Sheet 1653

Improved quality as regards noise and vibration reduction. Safe fastening method even for very sensitive tube and hose lines. Only one clamp for different diameters.



Elastomer Inlay

0162	To Fit Tube Size mm
EE25-12	25 x 12
EE25-15	25 x 15
EE30-20	30 x 20
EE35-25	35 x 25
EE42-30	42 x 30

Tech Sheet 1653

Cover to suit Double Clamps



Galvanised Steel

0162	Group
DP-01	1
DP-02	2
DP-03	3
DP-04	4

Tech Sheet 1655

Flat Tube Clamps

DIN 3570



Steel

0162	NB mm
FRDS-20A	20
FRDS-22A	22
FRDS-25A	25
FRDS-27A	27
FRDS-30A	30
FRDS-34A	34
FRDS-38A	38
FRDS-43A	43
FRDS-45A	45
FRDS-49A	49
FRDS-57A	57
FRDS-61A	61
FRDS-77A	77
FRDS-89A	89
FRDS-108A	108
FRDS-115A	115
FRDS-133A	133
FRDS-169A	169

Tech Sheet 1654



Galvanised Steel

0162	NB mm
FRDZ-22A	22
FRDZ-25A	25
FRDZ-30A	30
FRDZ-34A	34
FRDZ-38A	38
FRDZ-43A	43
FRDZ-45A	45
FRDZ-49A	49
FRDZ-57A	57
FRDZ-61A	61
FRDZ-77A	77
FRDZ-89A	89
FRDZ-115A	115
FRDZ-159A	159
FRDZ-169A	169
FRDZ-194A	194
FRDZ-220A	220

Tech Sheet 1654

HYDRAULIC TUBE CLAMPS



Series O Clamps

Areas of Application: Pneumatics, automotive technology, machine tool industry, lubrication and naval technology.



Single Polypropylene

0162	OD mm	Group
ROP-106	6	1
ROP-106.4	6.4	1
ROP-108	8	1
ROP-208	8	2
ROP-209.5	9.5	2
ROP-210	10	2
ROP-212	12	2
ROP-212.7	12.7	2
ROP-310	10	3
ROP-312	12	3
ROP-312.7	12.7	3
ROP-313.5	13.5	3
ROP-314	14	3
ROP-315	15	3
ROP-316	16	3
ROP-415	15	4
ROP-416	16	4
ROP-417.2	17.2	4
ROP-418	18	4
ROP-419	19	4
ROP-420	20	4
ROP-421.3	21.3	4
ROP-422	22	4

Tech Sheet 1655



Double Polypropylene

0162	OD mm	Group
ROPD-106	6	1
ROPD-106.4	6.4	1
ROPD-108	8	1
ROPD-208	8	2
ROPD-209.5	9.5	2
ROPD-210	10	2
ROPD-212	12	2
ROPD-212.7	12.7	2
ROPD-310	10	3
ROPD-312	12	3
ROPD-312.7	12.7	3
ROPD-313.5	13.5	3
ROPD-314	14	3
ROPD-315	15	3
ROPD-316	16	3
ROPD-414	14	4
ROPD-415	15	4
ROPD-416	16	4
ROPD-417.2	17.2	4
ROPD-418	18	4
ROPD-419	19	4
ROPD-420	20	4
ROPD-421.3	21.3	4
ROPD-422	22	4

Tech Sheet 1655



Single Polyamide 6 (Fire Retardant)

0162	OD mm	Group
RON-106	6	1
RON-106.4	6.4	1
RON-108	8	1
RON-208	8	2
RON-209.5	9.5	2
RON-210	10	2
RON-212	12	2
RON-212.7	12.7	2
RON-312	12	3
RON-312.7	12.7	3
RON-313.5	13.5	3
RON-314	14	3
RON-315	15	3
RON-316	16	3
RON-414	14	4
RON-415	15	4
RON-416	16	4
RON-417.2	17.2	4
RON-418	18	4
RON-419	19	4
RON-420	20	4
RON-421.3	21.3	4
RON-422	22	4

Tech Sheet 1655



Double Polyamide 6 (Fire Retardant)

0162	OD mm	Group
ROND-106	6	1
ROND-106.4	6.4	1
ROND-108	8	1
ROND-208	8	2
ROND-209.5	9.5	2
ROND-210	10	2
ROND-212	12	2
ROND-212.7	12.7	2
ROND-310	10	3
ROND-312	12	3
ROND-312.7	12.7	3
ROND-313.5	13.5	3
ROND-314	14	3
ROND-315	15	3
ROND-316	16	3
ROND-414	14	4
ROND-415	15	4
ROND-416	16	4
ROND-417.2	17.2	4
ROND-418	18	4
ROND-419	19	4
ROND-420	20	4
ROND-421.3	21.3	4
ROND-422	22	4

Tech Sheet 1655


MULTICLAMP




Multiclamp is a system of components, each one engineered to a high standard, that together build to provide effective, all purpose pipe work clamping. Available in a single, double and multiple hole clamps across 3 sizes, each with a range of split bushes allowing the clamping of hose or pipe with diameters from 6mm up to 50mm.

Features

- High quality pipe clamping system in 3 ranges Series 10, 16, 32
- Covers a range from 6mm up to 50mm
- 26 different diameter, high quality split rubber bushes
- Plated steel construction with anti-corrosive, full passivate
- Stainless steel option available upon request



Series 10



Steel Clamp Body

0045	Type	Box Quantity
MC101	Single Clamp	10
MC102	Double Clamp	10
MC1016	16 Bay Clamp	1
Tech Sheet 10178		


Split Bushes

0045	OD mm	OD	Box Quantity
MCG105	8	5/16"	10
MCG106	10	3/8"	10
MCG108	12-14	1/2"	10
MCG1010	15-16	5/8"	10
MCG1012	18-20	3/4"	10
Tech Sheet 10178			

Clamp Components

0045	Type	Box Quantity
MCN10	Stacking Nut	50
MCS10	Stacking Stud	50
MCWP10	Weld Plate	10
MCSB10	Standard Bolt	50
Tech Sheet 10178		

Series 16



Steel Clamp Body

0045	Type	Box Quantity
MC161	Single Clamp	10
MC162	Double Clamp	10
MC1612	12 Bay Clamp	1
Tech Sheet 10178		


Split Bushes

0045	OD mm	OD	Box Quantity
MCG164	6	1/4"	10
MCG166	10	3/8"	10
MCG168	12-14	1/2"	10
MCG1610	15-16	5/8"	10
MCG1612	18-20	3/4"	10
MCG1614	22	7/8"	10
MCG1616	25	1"	10
MCG1618	28	-	10
Tech Sheet 10178			

Clamp Components

0045	Type	Box Quantity
MCN16	Stacking Nut	50
MCS10	Stacking Stud	50
MCWP10	Weld Plate	10
MCSB10	Standard Bolt	50
Tech Sheet 10178		

Series 32



Steel Clamp Body

0045	Type	Box Quantity
MC321	Single Clamp	10
MC322	Double Clamp	10
MC3216	16 Bay Clamp	1
Tech Sheet 10178		


Split Bushes

0045	OD mm	OD	Box Quantity
MCG326	10	3/8"	10
MCG328	12-14	1/2"	10
MCG3210	15-16	5/8"	10
MCG3212	18-20	3/4"	10
MCG3214	22	7/8"	10
MCG3218	28	-	10
MCG3220	32-34	1.1/4"	10
MCG3224	35-38	1.1/4"	10
MCG3226	42	-	10
MCG3232	50	2"	10
Tech Sheet 10178			

Clamp Components

0045	Type	Box Quantity
MCN32	Stacking Nut	50
MCS32	Stacking Stud	50
MCWP32	Weld Plate	10
MCSB32	Standard Bolt	50
Tech Sheet 10178		

CETOP Directional Control Valves

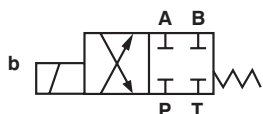


CETOP 3, Single Solenoid

Max Flow Rate: 80 L/min
 Viscosity 2.8-100 mm²/s
 ISO 4401 Size 3
 DIN 24340 Size 6
 IP65

Working Temperature:
 -20°C to +70°C

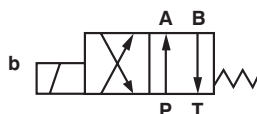
Maximum Working Pressure:
 350 bar



2 Position, All Ports Closed, Spring Offset to Centre

0451	Model	Voltage
1010-1047	ADC 3 2EY/RX14/AC110N9K	110V AC
1010-1046	ADC 3 2EY/RX14/DC24N9K	24V DC

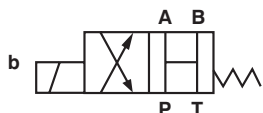
Tech Sheet 10682



2 Position, Spring Offset, Open Transient

0451	Model	Voltage
1010-1045	ADC 3 2CY/RX14/AC110N9K	110V AC
1010-1044	ADC 3 2CY/RX14/DC24N9K	24V DC

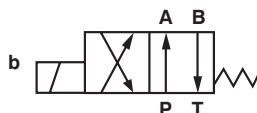
Tech Sheet 10682



2 Position, All Ports Open, Spring Offset to Centre

0451	Model	Voltage
1010-1000	ADC 3 2HY/RX14/AC110N9K	110V AC
1010-1001	ADC 3 2HY/RX14/DC24N9K	24V DC
1010-1059	ADC 3 2HY/RX14/DC12N9K	12V DC

Tech Sheet 10682



2 Position, Spring Offset End to End

0451	Model	Voltage
1010-1002	ADC 3 2DY/RX14/AC110N9K	110V AC
1010-1003	ADC 3 2DY/RX14/DC24N9K	24V DC
1010-1058	ADC 3 2DY/RX14/DC12N9K	12V DC

Tech Sheet 10682



You might also need
CETOP 3 Manifold
 see page 208



CETOP 3, Double Solenoid

Max Flow Rate: 80 L/min

Viscosity 2.8-100 mm²/s


ISO 4401 Size 3

DIN 24340 Size 6

IP65

 **Working Temperature:**
-20°C to +70°C

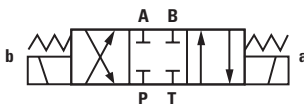
 **Maximum Working Pressure:**
350 bar



3 Position, All Ports Open, Spring Centred

0451	Model	Voltage
1010-1004	ADC 3 3HY/RX14/AC110N9K	110V AC
1010-1006	ADC 3 3HY/RX14/DC24N9K	24V DC
1010-1005	ADC 3 3HY/RX14/DC12N9K	12V DC

Tech Sheet 10682



3 Position, P & T Connected A & B Blocked, Spring Centred

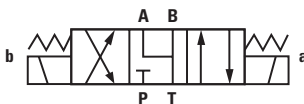
0451	Model	Voltage
1010-1011	ADC 3 3GY/RX14/AC110N9K	110V AC
1010-1012	ADC 3 3GY/RX14/DC24N9K	24V DC
1010-1061	ADC 3 3GY/RX14/DC12N9K	12V DC

Tech Sheet 10682

3 Position, All Ports Closed, Spring Centred

0451	Model	Voltage
1010-1007	ADC 3 3EY/RX14/AC110N9K	110V AC
1010-1008	ADC 3 3EY/RX14/DC24N9K	24V DC
1010-1060	ADC 3 3EY/RX14/DC12N9K	12V DC

Tech Sheet 10682



2 Position, Detent

0451	Model	Voltage
1010-1013	ADC 3 2DD/RX14/AC110N9K	110V AC
1010-1014	ADC 3 2DD/RX14/DC24N9K	24V DC

Tech Sheet 10682

3 Position, A, B & T Connected, Spring Centred

0451	Model	Voltage
1010-1009	ADC 3 3JY/RX14/AC110N9K	110V AC
1010-1010	ADC 3 3JY/RX14/DC24N9K	24V DC
1010-1062	ADC 3 3JY/RX14/DC12N9K	12V DC

Tech Sheet 10682

CETOP 5, Single Solenoid

Max Flow Rate: 120 L/min

Viscosity 2.8-100 mm²/s

ISO 4401 Size 5

DIN 24340 Size 10

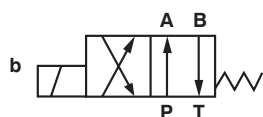
IP65

Working Temperature:

-20°C to +70°C

Maximum Working Pressure:

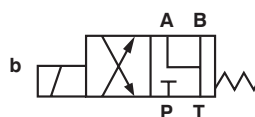
315 bar



2 Position, Spring Offset End to End

0451	Model	Voltage
1010-1015	ADC 5 2DY/RX14/AC110N9K	110V AC
1010-1016	ADC 5 2DY/RX14/DC24N9K	24V DC
1010-1063	ADC 5 2DY/RX14/DC12N9K	12V DC

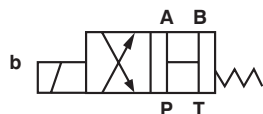
Tech Sheet 10683



2 Position, A, B & T Connected, Spring Return

0451	Model	Voltage
1010-1071	ADC 5 2JY/RX14/DC12N9K	12V DC
1010-1072	ADC 5 2JY/RX14/DC24N9K	24V DC

Tech Sheet 10683



2 Position, All Ports Open, Spring Offset to Centre

0451	Model	Voltage
1010-1069	ADC 5 2HY/RX14/DC24N9K	24V DC
1010-1064	ADC 5 2HY/RX14/DC12N9K	12V DC

Tech Sheet 10683


Replacement Coils



CETOP 3

0451	Voltage
1010-1036	110V AC
1010-1037	220V AC
1010-1038	12V DC
1010-1039	24V DC

Tech Sheet 10683



CETOP 5

0451	Voltage
1010-1040	110V AC
1010-1041	220V AC
1010-1042	12V DC
1010-1043	24V DC


Tech Sheet 10683

CETOP 5, Double Solenoid

Max Flow Rate: 120 L/min
 Viscosity 2.8-100 mm²/s
 ISO 4401 Size 5
 DIN 24340 Size 10
 IP65

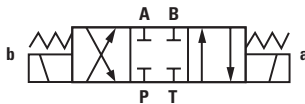
Working Temperature:
 -20°C to +70°C

Maximum Working Pressure:
 315 bar



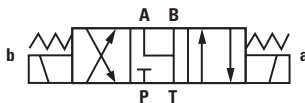
3 Position, All Ports Open, Spring Centred

0451	Model	Voltage
1010-1070	ADC 5 3HY/RX14/DC24N9K	24V DC
1010-1067	ADC 5 3HY/RX14/DC12N9K	12V DC
Tech Sheet 10683		



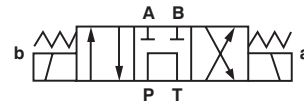
3 Position, All Ports Closed, Spring Centred

0451	Model	Voltage
1010-1017	ADC 5 3EY/RX14/AC110N9K	110V AC
1010-1018	ADC 5 3EY/RX14/DC24N9K	24V DC
1010-1065	ADC 5 3EY/RX14/DC12N9K	12V DC
Tech Sheet 10683		



3 Position, A, B & T Connected, Spring Centred

0451	Model	Voltage
1010-1019	ADC 5 3JY/RX14/AC110N9K	110V AC
1010-1020	ADC 5 3JY/RX14/DC24N9K	24V DC
1010-1068	ADC 5 3JY/RX14/DC12N9K	12V DC
Tech Sheet 10683		



3 Position, P & T Connected A & B Blocked, Spring Centred

0451	Model	Voltage
1010-1056	ADC 5 3GY/RX14/AC110N9K	110V AC
1010-1021	ADC 5 3GY/RX14/DC24N9K	24V DC
1010-1066	ADC 5 3GY/RX14/DC12N9K	12V DC
Tech Sheet 10683		



2 Position, Detented

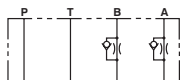
0451	Model	Voltage
1010-1055	ADC 5 2DD/RX14/AC110N9K	110V AC
1010-1054	ADC 5 2DD/RX14/DC24N9K	24V DC
Tech Sheet 10683		

° Working Temperature:
-20°C to +70°C

Maximum Working Pressure:
350 bar

Max Flow Rate: 80 L/min
Viscosity 2.8-100 mm²/s
ISO 4401 Size 3
DIN 24340 Size 6

CETOP 3 Sandwich Valves




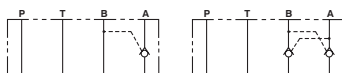
Flow Restrictor

0451	Model	Type
1010-1022	AFR 3 X2/RX14/2Q	A & B Meter In
1010-1023	AFR 3 Y2/RX14/2Q	A & B Meter Out
1010-1053	AFR 3 Z P2/RX14/2Q	P Line
Tech Sheet 10682		



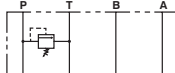
Pressure Reducing

0451	Model	Pressure Range Bar
1010-1026	ARD 3 PP 2/RX14/75	3.5 - 75
1010-1027	ARD 3 PP 2/RX14/150	10 - 150
1010-1028	ARD 3 PP 2/RX14/210	20 - 210
Tech Sheet 10682		



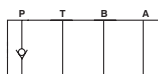
Pilot Operated Check

0451	Model	Type
1010-1024	APOC 3 A1/RX14/N	Single
1010-1025	APOC 3 AB1/RX14/	Double
Tech Sheet 10682		



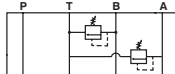
Single Line Pressure Relief

0451	Model	Pressure Range Bar
1010-1050	ASPR 3 PT1/RX14/100	3 - 100
1010-1029	ASPR 3 PT1/RX14/200	10 - 200
1010-1030	ASPR 3 PT1/RX14/315	50 - 315
Tech Sheet 10682		



Direct Operated Check

0451	Model	Cracking Pressure Bar
1010-1052	ADOC 3 PA/RX14/	0.5
Tech Sheet 10682		



Dual Line Pressure Relief

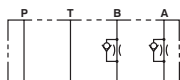
0451	Model	Pressure Range Bar
1010-1051	ADPR 3 AT1 BT1/RX14/200	10 - 200
Tech Sheet 10682		

° Working Temperature:
-20°C to +70°C

Maximum Working Pressure:
315 bar

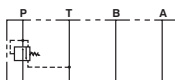
Max Flow Rate; 80 L/min
Viscosity 2.8-100 mm²/s
ISO 4401 Size 5
DIN 24340 Size 10

CETOP 5 Sandwich Valves



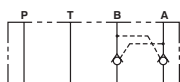
Flow Restrictor

0451	Model	Type
1010-1031	AFR 5 Y2/RX14/2Q	A & B Meter Out
1010-1057	AFR 5 X2/RX14/2Q	A & B Meter In
Tech Sheet 10683		



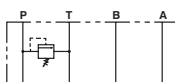
Pressure Reducing

0451	Model	Pressure Range Bar
1010-1033	ARD 5 PP 2/RX14/200	8.5 - 200
1010-1034	ARD 5 PP 2/RX14/315	8.5 - 315
Tech Sheet 10683		



Pilot Operated Check

0451	Model	Type
1010-1032	APOC 5 AB1/RX14	Double
Tech Sheet 10683		



Single Line Pressure Relief

0451	Model	Pressure Range Bar
1010-1035	ASPR 5 PT1/RX14/315	8.5 - 315
Tech Sheet 10683		

CETOP MANIFOLD & AUXILIARY PLATES



CETOP 3, Steel Manifold

Maximum Working Pressure:
345 bar



Ports: P & T 1/2", A & B 3/8" BSPP

0345	No of Stations
CM3-1G	1
CM3-2G	2
CM3-3G	3
CM3-4G	4
CM3-5G	5
CM3-6G	6

Tech Sheet 10041

CETOP 3, Steel Manifold with Pressure Relief Valve

Maximum Working Pressure:
345 bar



Ports: P & T 1/2", A & B 3/8" BSPP,
60-250 bar

0345	No of Stations
CM3-1G-ADJ	1
CM3-2G-ADJ	2
CM3-3G-ADJ	3
CM3-4G-ADJ	4
CM3-5G-ADJ	5
CM3-6G-ADJ	6

Tech Sheet 10041

CETOP 3, Aluminium Manifold

Maximum Working Pressure:
207 bar



Ports: P & T 1/2", A & B 3/8" BSPP

0345	No of Stations
CM3-1G/ALU	1
CM3-2G/ALU	2
CM3-3G/ALU	3
CM3-4G/ALU	4
CM3-5G/ALU	5
CM3-6G/ALU	6

Tech Sheet 10041

CETOP 5, Steel Manifold

Maximum Working Pressure:
345 bar



Ports: P 3/4" & T 1", A & B 1/2" BSPP

0345	No of Stations
CM5-1G	1
CM5-2G	2
CM5-3G	3
CM5-4G	4
CM5-5G	5
CM5-6G	6

Tech Sheet 10130

CETOP 5, Steel Manifold with Pressure Relief Valve

Maximum Working Pressure:
345 bar




Ports: P 3/4" & T 1",
A & B 1/2" BSPP, 60-250 bar

0345	No of Stations
CM5-1G-ADJ	1
CM5-2G-ADJ	2
CM5-3G-ADJ	3
CM5-4G-ADJ	4
CM5-5G-ADJ	5
CM5-6G-ADJ	6

Tech Sheet 10130

CETOP 3, Side Entry Subplate

Maximum Working Pressure:
345 bar



BSPP

0345	Thread
CSP-03	3/8"

Tech Sheet 10041

CETOP 5, Side Entry Subplate



BSPP

0345	Thread
CSP-05	1/2"

Tech Sheet 10130

Auxiliary Plates



CETOP 3

0345	Type
CBP-03	Blanking Plate
CCOP-PA-03	Cross Over Plate P-A
CCOP-PB-03	Cross Over Plate P-B
CTP-AB-03	Tapping Plate A & B
CTP-PT-03	Tapping Plate P & T

Tech Sheet 10041



CETOP 5

0345	Type
CBP-05	Blanking Plate
CCOP-PA-05	Cross Over Plate P-A
CCOP-PB-05	Cross Over Plate P-B
CTP-AB-05	Tapping Plate A & B
CTP-PT-05	Tapping Plate P & T

Tech Sheet 10130

Cetop 3 Valves



Solenoid Operated Directional Valve DG4V-3-60 Design

General Description

Solenoid operated directional control valves are for directing and stopping flow at any point in a hydraulic system.

- Efficient control of greater hydraulic powers without increasing solenoid power consumption.
- Installed cost and space savings from higher power/weight-and-size ratios.
- Installation flexibility resulting from choice of numerous combinations of solenoid connectors and locations.
- Viton seals as standard for multi-fluid capability. Nitrile seals available as a model code option.

- Higher sustained machine productivity and higher uptime because of proven fatigue life and endurance, tested over 20 million cycles.
- Solenoid coils can be changed quickly and easily without leakage from hydraulic system.
- Compact, cost effective system design when used with Vickers SystemStak™ valves and subplates.

DG4V-3 High Performance Valves

- Available with manual overrides for industrial or water-resistant overrides for mobile applications.
- Minimum pressure drop 2.5 Bar at 30 lpm.
- Range of coil voltages.
- Up to 80 lpm at 350 Bar.
- Offers designers the opportunity to select the optimum value package for each application.
- International standard interface. The valve mounting face conforms to ISO 4401, size 03 and is compatible with related international standards.
- Alternative coil voltages and connectors such as Deutsch, Amp and terminal box are available, contact sales office for a quotation.

HYDRAULIC DIRECTIONAL CONTROL VALVES



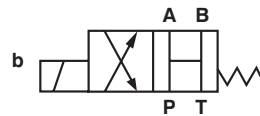
CETOP 3 Single Solenoid Directional Control Valves

Max flow rates up to 80 L/min.
Mounting interface.
ISO 4401 Size 3.
ANSI/B93.7M Size 3.
CETOP RP6SH Size 3.
DIN 24340 (NG6).

Temperature Limits:
Min -20°C (-4°F)
Max +70°C (+150°F)

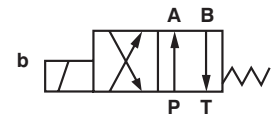
Working Temperature:
-20°C (-4°F) to +70°C (+150°F)

Maximum Working Pressure:
350 bar (5075 psi)



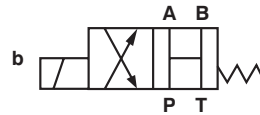
2 Position, All Ports Open, Spring Offset End to Centre

3019	Voltage	Manufacturer's Code
859160	24V DC	DG4V 3 0B M U H7 60
859195	110V AC	DG4V 3 0B M U A6 60
Tech Sheet 3111		



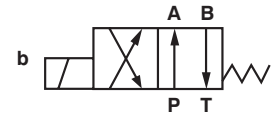
2 Position, Spring Offset End to End

3019	Voltage	Manufacturer's Code
529762	24V DC	DG4V 3 2A M U H7 60
529763	110V AC	DG4V 3 2A M U A6 60
Tech Sheet 3111		



2 Position, All Ports Open, Spring Offset End to Centre, Water Resistant Override

3019	Voltage	Manufacturer's Code
869951	12V DC	DG4V 3 0B H M U G7 60
870804	24V DC	DG4V 3 0B H M U H7 60
Tech Sheet 3111		




2 Position, Spring Offset End to End, Water Resistant Override

3019	Voltage	Manufacturer's Code
869959	12V DC	DG4V 3 2A H M U G7 60
870221	24V DC	DG4V 3 2A H M U H7 60
871358	110/120V 50/60Hz	DG4V 3 2A H M U B6 60
871505	220/240V 50/60Hz	DG4V 3 2A H M U D6 60
Tech Sheet 3111		



For **CETOP Coils**
see page **219**



Other voltages are available. Please contact our Business Development Team for more details.

HYDRAULIC DIRECTIONAL CONTROL VALVES

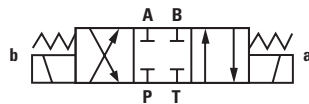
CETOP 3 Double Solenoid Directional Control Valves

Max flow rates up to 80 L/min.
 Mounting interface.
 ISO 4401 Size 3.
 ANSI/B93.7M Size 3.
 CETOP RP6SH Size 3.
 DIN 24340 (NG6).

Temperature Limits:
 Min -20°C (-4°F)
 Max +70°C (+150°F)

Working Temperature:
 -20°C (-4°F) to +70°C (+150°F)

Maximum Working Pressure:
 350 bar (5075 psi)



3 Position, All Ports Closed, Spring Centred

3019	Voltage	Manufacturer's Code
529761	110V AC	DG4V 3 2C M U A6 60

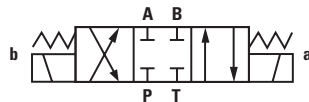
Tech Sheet 3111



3 Position, A, B & T Connected, Spring Centred

3019	Voltage	Manufacturer's Code
565465	24V DC	DG4V 3 6C M U H7 60
859177	110V AC	DG4V 3 6C M U A6 60

Tech Sheet 3111



3 Position, All Ports Closed, Spring Centred, Water Resistant Override

3019	Voltage	Manufacturer's Code
859172	220/240V 50/60Hz	DG4V 3 2C H M U D6 60
870177	24V DC	DG4V 3 2C H M U H7 60
870378	12V DC	DG4V 3 2C H M U G7 60

Tech Sheet 3111



3 Position, A, B & T Connected, Spring Centred, Water Resistant Override

3019	Voltage	Manufacturer's Code
869952	12V DC	DG4V 3 6C H M U G7 60
869953	24V DC	DG4V 3 6C H M U H7 60
02-146111	110/120V 50/60Hz	DG4V 3 6C H M U B6 60

Tech Sheet 3111

For **Hydraulic Quick Release Couplings**
 see pages **289-294**



Other voltages are available. Please contact our Business Development Team for more details.

HYDRAULIC DIRECTIONAL CONTROL VALVES



CETOP 3 Double Solenoid Directional Control Valves

Max flow rates up to 80 L/min.
 Mounting interface.
 ISO 4401 Size 3.
 ANSI/B93.7M Size 3.
 CETOP RP6SH Size 3.
 DIN 24340 (NG6).

Temperature Limits:
 Min -20°C (-4°F)
 Max +70°C (+150°F)

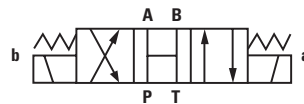
Working Temperature:
 -20°C (-4°F) to +70°C (+150°F)

Maximum Working Pressure:
 350 bar (5075 psi)



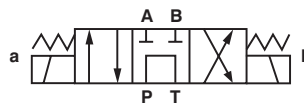
3 Position, All Ports Open, Spring Centred

3019	Voltage	Manufacturer's Code
859197	110V AC	DG4V 3 0C M U A6 60
Tech Sheet 3111		



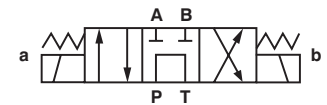
3 Position, All Ports Open, Spring Centred, Water Resistant Override

3019	Voltage	Manufacturer's Code
869960	24V DC	DG4V 3 0C H M U H7 60
870518	12V DC	DG4V 3 0C H M U G7 60
Tech Sheet 3111		



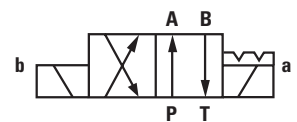
P & T Connected, A & B Blocked, Spring Centred

3019	Voltage	Manufacturer's Code
02-144961	110V AC	DG4V 3 8C VM U A6 61
02-145162	24V DC	DG4V 3 8C VM U H7 61
Tech Sheet 3111		



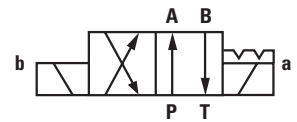
P & T Connected, A & B Blocked, Spring Centred, Water Resistant Override

3019	Voltage	Manufacturer's Code
02-353298	110/120V 50/60Hz	DG4V 3 8C H VM U B6 61
Tech Sheet 3111		



2 Position, Detented

3019	Voltage	Manufacturer's Code
529764	24V DC	DG4V 3 2N M U H7 60
529765	110V AC	DG4V 3 2N M U A6 60
Tech Sheet 3111		



2 Position, Detented, Water Resistant Override

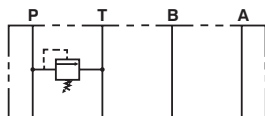
3019	Voltage	Manufacturer's Code
02-139074	24V DC	DG4V 3 2N H M U H7 60
Tech Sheet 3111		

Other voltages are available. Please contact our Business Development Team for more details.

SYSTEM STACK VALVES

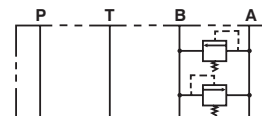


CETOP 3 Modules



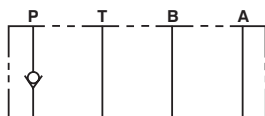
Single Line Relief Valves

3019	Pressure Range Bar	Manufacturer's Code
694419	10-200	DGMC 3 PT CW 41
869641	50-315	DGMC 3 PT GW 41
Tech Sheet 71678		



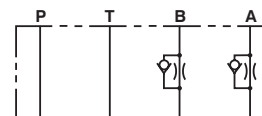
Dual Line Relief Valve

3019	Pressure Range Bar	Manufacturer's Code
869628	10-200	DGMC2 3 AB CW BA CW 41
Tech Sheet 71678		



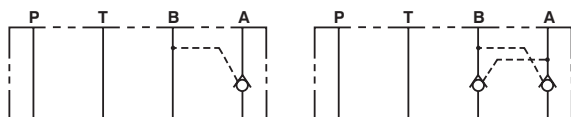
Direct Operated Check Valve

3019	Manufacturer's Code
694415	DGMDC 3 Y PK 41
Tech Sheet 71678	



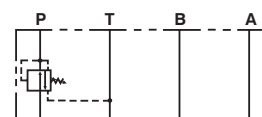
Flow Restrictors

3019	Description	Manufacturer's Code
694414	A & B Meter In	DGMFN 3 X A2W B2W 41
694412	A & B Meter Out	DGMFN 3 Y A2W B2W 41
870043	P Line	DGMFN 3 Z P2W 41
Tech Sheet 71678		



Pilot Operated Check Valves

3019	Description	Manufacturer's Code
870024	Single	DGMPC 3 ABK 41
694400	Double	DGMPC 3 ABK BAK 41
Tech Sheet 71678		



Pressure Reducing Valves

3019	Pressure Range Bar	Manufacturer's Code
870036	3.5-70	DGMX2 3 PP BW B 40
870038	20-250	DGMX2 3 PP FW B 40
Tech Sheet 71678		

Cetop 5 Valves



Solenoid Operated Directional Valve DG4V-5-20/22 Design

General Description

A range of four-port solenoid operated directional control valves with four-land spool design to facilitate provision of smooth, variable valve response speeds.

The range includes:

- AC and DC wet-armature solenoid options with ISO 4400 (DIN 43650) electrical connections and manual overrides and manual overrides for industrial or water-resistant overrides for mobile applications.
- Variable speed changeover potential in all DC models; see "Response Times" section.
- Many spool types; in spring-offset, spring centred and detented arrangements.
- Compact, cost effective system design when used with Vickers® SystemStak™ valves and subplates.

HYDRAULIC DIRECTIONAL CONTROL VALVES

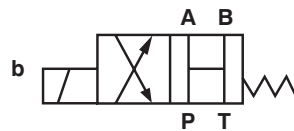
CETOP 5 Single Solenoid Directional Control Valves

Max flow rates up to 120 L/min.
 Mounting interface.
 ISO 4401 Size 5.
 NFPA D02
 DIN 24340 (NG10).

Temperature Limits:
 Min -20°C (-4°F)
 Max +70°C (+150°F)

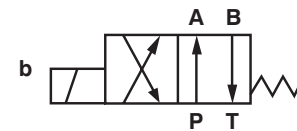
Working Temperature:
 -20°C (-4°F) to +70°C (+150°F)

Maximum Working Pressure:
 350 bar (5075 psi)



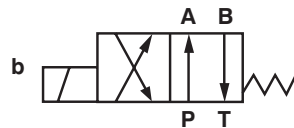
2 Position, All Ports Open, Spring Offset End to Centre

3019	Voltage	Manufacturer's Code
459215	110V AC	DG4V 5 0B M U A6 20
Tech Sheet 3112		



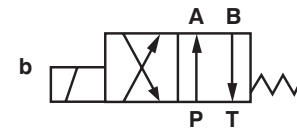
2 Position, Spring Offset End to End, Water Resistant Override

3019	Voltage	Manufacturer's Code
829AN00176A	24V DC	DG4V 5-2AJ H M U H7 22
Tech Sheet 3112		



2 Position, Spring Offset End to End, Notched Spool

3019	Voltage	Manufacturer's Code
829AN00102A	24V DC	DG4V 5 2AJ M U H7 22
Tech Sheet 3112		



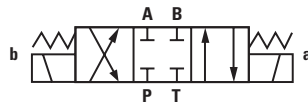

2 Position, Spring Offset End to End

3019	Voltage	Manufacturer's Code
616769	110V AC	DG4V 5 2A M U A6 20
Tech Sheet 3112		

Other voltages are available. Please contact our Business Development Team for more details.

HYDRAULIC DIRECTIONAL CONTROL VALVES

CETOP 5 Double Solenoid Directional Control Valves



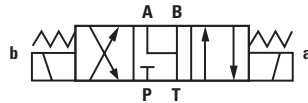
All Ports Closed, Spring Centred

3019	Voltage	Manufacturer's Code
829AN00101A	24V DC	DG4V 5 2CJ M U H7 22
616777	110V AC	DG4V 5 2C M U A6 20
Tech Sheet 3112		



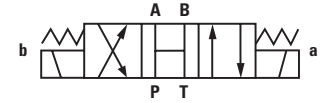
A & B to T, P Blocked, Spring Centred, Water Resistant Override

3019	Voltage	Manufacturer's Code
829AN00158A	24V DC	DG4V 5 6CJ H M U H7 22
Tech Sheet 3112		



A & B to T, P Blocked, Spring Centred

3019	Voltage	Manufacturer's Code
829AN00100A	24V DC	DG4V 5 6CJ M U H7 22
616781	110V AC	DG4V 5 6C M U A6 20
Tech Sheet 3112		




All Ports Open, Spring Centred

3019	Voltage	Manufacturer's Code
829AN00132A	24V DC	DG4V 5 0CJ M H7 22
616789	110V DC	DG4V 5 0C M U A6 20
Tech Sheet 3112		


Roquet
making moves

For Gear Pumps & Motors
see pages 231-236



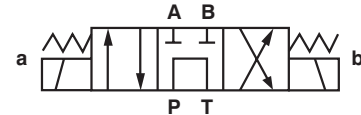
HYDRAULIC DIRECTIONAL CONTROL VALVES

CETOP 5 Double Solenoid Directional Control Valves



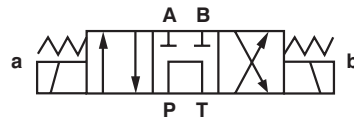
All Ports Open, Spring Centred, Water Resistant Override

3019	Voltage	Manufacturer's Code
829AN00165A	24V DC	DG4V 5 0CJ H M U H7 22
Tech Sheet 3112		



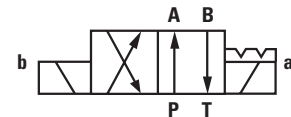
P & T Connected, A & B Blocked, Spring Centred, Water Resistant Override

3019	Voltage	Manufacturer's Code
829AN00221A	24V DC	DG4V 5 8CJ H VM U H7 22
Tech Sheet 3112		



P & T Connected, A & B Blocked, Spring Centred

3019	Voltage	Manufacturer's Code
829AN00103A	24V DC	DG4V 5 8CJ VM U H7 22
616785	110V AC	DG4V 5 8CJ VM U A6 20
Tech Sheet 3112		



2 Position, Detented

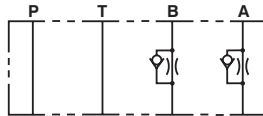
3019	Voltage	Manufacturer's Code
829AN00105A	24V DC	DG4V 5 2NJ M U H7 22
616773	110V AC	DG4V 5 2N M U A6 20
Tech Sheet 3112		

Other voltages are available. Please contact our Business Development Team for more details.

SYSTEM STACK VALVES

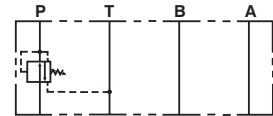


CETOP 5 Modules



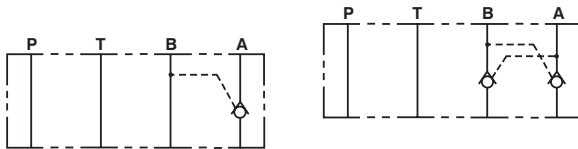
Flow Restrictors

3019	Description	Manufacturer's Code
867332	Meter Out	DGMFN 5 Y A2W B2W 30
867335	Meter In	DGMFN 5 X A2W B2W 30
Tech Sheet 3112		



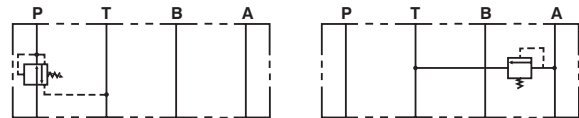
Pressure Reducing Valves

3019	Pressure Range Bar	Manufacturer's Code
868314	8.5-100	DGMX2 5 PP BW B 30
880553	8.5-200	DGMX2 5 PP FW B 30
879046	8.5-315	DGMX2 5 PP GH B 30
Tech Sheet 3112		



Pilot Operated Check Valve, 1 bar Cracking Pressure

3019	Description	Manufacturer's Code
867339	Single A Port	DGMPC 5 ABK 30
867340	Single B Port	DGMPC 5 BAK 30
867364	Double A & B Port	DGMPC 5 ABK BAK 30
Tech Sheet 3112		



Single Line Relief Valves

3019	Pressure Range Bar	Manufacturer's Code
868651	4-100	DGMC 5 AT BW B 30
879342	4-200	DGMC 5 PT FW B 30
868300	4-315	DGMC 5 PT GW B 30
Tech Sheet 3112		

CETOP VALVE COILS



CETOP 3 Coils, 60 Design



DC Coils

3019	Voltage
507847	12V
507848	24V
507855	12V 18W
507852	24V 18W
865882	48V
865637	98V
865884	110V
865638	196V

AC Coils

3019	Voltage
507825	110V 50Hz
507826	220V 50Hz
507833	110V 50Hz / 120V 60Hz
507834	220V 50Hz / 240V 60Hz

CETOP 5 Coils, 20 Design



DC Coils

3019	Voltage
617470	12V
617471	24V
457942	48V
457977	98V
457911	110V
698523	196V

AC Coils

3019	Voltage
617475	110V 50Hz
617476	220V 50Hz
617477	240V 50Hz
617499	115V 60Hz
617500	230V 60Hz

ELECTRICAL CONNECTORS

EN175301-803, DIN43650

PG11

0347	Voltage	Description
GDM2011-G	250V AC/DC	No LED, Grey
GDML2011-GB1-B	250V AC/DC	Bridge-type Rectifier No LED
GDML2011LED-24-B	24V AC/DC	LED No Protection
GDML2011LED-120B	120V AC/DC	LED No Protection
GDML2011LED-230B	230V AC/DC	LED No Protection
GDML2011LED-24HH	24V DC	LED with Diode Protection
GDML2011LED-48HH	48V DC	LED with Diode Protection
Tech Sheet 10132		



HYDRAULIC VALVES PUMPS & MOTORS



Parker Cetop 3 & 5 Valves



**Cetop 3 - 4 Port 3 & 2
Position Solenoid Directional Control Valve - 24-110V**

0484	Coil Voltage	Control Spool	Description
D1VW001CNJW	24V DC	All Blocked	4 Port 3 Pos



**Cetop 5 - 4 Port 3 & 2
Position Solenoid Directional Control Valve - 24-110V**

0484	Coil Voltage	Control Spool	Description
D3VW008CNJW	24V DC	PT Connected	4 Port 3 Pos



**Cetop 3 Modular
Flow Control Valve**

0484	Metering
FM2DDSV	A & B



**Cetop 5 Modular
Flow Control Valve**

0484	Metering
FM3DDSV	A & B



**Cetop 3 Modular
Pilot Operated Check Valve, 1 bar Cracking Pressure**

0484	Cracking Pressure Bar
CPOM2DDV	1.0



**Cetop 5 Modular
Pilot Operated Check Valve, 1 bar Cracking Pressure**

0484	Cracking Pressure Bar
CPOM3DDV	1.0


For **Hydraulic Oils**
see page **283**



Vane & Piston Pumps



Danfoss




Vickers Vane Pumps – V10 and V20

- V10 and V20 balanced vane type construction.
- High performance.
- Enhanced bearing life.
- Low cost.
- High flow, pressure and speed capabilities enable these pumps to meet the hydraulic circuit needs of many types of modern machinery.

Vickers PVQ inline variable displacement pumps.

- Available in five displacements from 10.55cc/rev to 41.00cc/rev.
- Low noise characteristics.
- Choice of pump compensators, high and low-pressure compensator, remote compensator, and load sense compensator.
- Pump stroke adjustment kits available for all sizes.



Vickers Intravane pumps – 25V, 35V and 45V.

- High performance.
- Low noise characteristics.
- The cartridge design offers fast and efficient field serviceability.
- Eleven flow displacements and high operating pressure capabilities provide optimum selection and single source capabilities.

Vickers PVM variable displacement axial piston pumps.

- Available in six displacements from 18cc/rev to 131cc/rev.
- 315 Bar continuous working pressure across all displacements.
- Low noise characteristics.
- Compact size envelope.
- Available as pressure compensated or load sensing.



INDUSTRIAL VANE PUMPS



V10 Series

SAE A 2 Bolt Mounting, Keyed Shaft, BSPP Ports

3017	Displacement cc/rev	Max Pressure Bar	Manufacturer's Code
708371-C	6.60	172	V10 1B2B 1C 20
708784-C	9.80	172	V10 1B3B 1C 20
708785-C	13.10	172	V10 1B4B 1C 20
708219-C	16.40	172	V10 1B5B 1C 20
708786-C	19.50	152	V10 1B6B 1C 20
708787-C	22.80	138	V10 1B7B 1C 20
Tech Sheet 10095			

V20 Series

SAE A 2 Bolt Mounting, Keyed Shaft, BSPP Ports

3017	Displacement cc/rev	Max Pressure Bar	Manufacturer's Code
707277-C	19.5	172	V20 1B6B 1C 11 EN1000
708397-C	22.80	172	V20 1B7B 1C 11 EN1000
706996-C	26.5	172	V20 1B8B 1C 11 EN1000
707278-C	29.7	172	V20 1B9B 1C 11 EN1000
706997-C	36.40	172	V20 1B11B 1C 11 EN1000
708398-C	39.0	152	V20 1B12B 1C 11 EN1000
706998-C	42.4	152	V20 1B13B 1C 11 EN1000
Tech Sheet 10095			

25V Series

SAE B 2 Bolt Mounting, Keyed Shaft, SAE Flanged Ports

3017	Displacement cc/rev	Max Pressure Bar	Manufacturer's Code
02-137109-CR	39	172	25V 12A 1C 22R
02-137110-CR	45	172	25V 14A 1C 22R
02-137113-CR	55	172	25V 17A 1C 22R
02-137117-CR	67	172	25V 21A 1C 22R
Tech Sheet 10097			

35V Series

SAE C 2 Bolt Mounting, Keyed Shaft, SAE Flanged Ports

3017	Displacement cc/rev	Max Pressure Bar	Manufacturer's Code
02-137124-CR	81	172	35V 25A 1C 22R
02-137126-CR	97	172	35V 30A 1C 22R
02-137129-CR	112	172	35V 35A 1C 22R
02-137132-CR	121	172	35V 38A 1C 22R
Tech Sheet 10097			


45V Series

SAE C 2 Bolt Mounting, Keyed Shaft, SAE Flanged Ports

3017	Displacement cc/rev	Max Pressure Bar	Manufacturer's Code
02-137140-CR	138	172	45V 42A 1C 22R
02-137144-CR	162	172	45V 50A 1C 22R
02-137146-CR	193	172	45V 60A 1C 22R
Tech Sheet 10097			

Other options available, contact us with your requirements

Replacement Parts



V10 Cartridge Kits

3017	Displacement cc/rev	To Suit
923471	3.3	V10 1G Cartridge Kit
923470	6.6	V10 2G Cartridge Kit
923496	9.8	V10 3G Cartridge Kit
923469	13.10	V10 4G Cartridge Kit
923468	16.40	V10 5G Cartridge Kit
923497	19.5	V10 6G Cartridge Kit
923498	22.80	V10 7G Cartridge Kit

V20 Cartridge Kits

3017	Displacement cc/rev	To Suit
02-137560	19.5	V20 6G Cartridge Kit
02-137561	22.80	V20 7G Cartridge Kit
02-137562	26.5	V20 8G Cartridge Kit
02-137563	29.7	V20 9G Cartridge Kit
02-137565	36.40	V20 11G Cartridge Kit
02-137566	39.0	V20 12G Cartridge Kit
02-137567	42.4	V20 13G Cartridge Kit

25V Cartridge Kits

3017	Displacement cc/rev	To Suit
02-102532	39	25V 12G Cartridge Kit
02-102533	45	25V 14G Cartridge Kit
02-102534	55	25V 17G Cartridge Kit
02-102535	67	25V 21G Cartridge Kit

35V Cartridge Kits

3017	Displacement cc/rev	To Suit
02-102552	81	35V 25G Cartridge Kit
02-102553	97	35V 30G Cartridge Kit
02-102554	112	35V 35G Cartridge Kit
02-102555	121	35V 38G Cartridge Kit

45V Cartridge Kits

3017	Displacement cc/rev	To Suit
02-102572	138	45V 42G Cartridge Kit
02-102574	162	45V 50G Cartridge Kit
02-102575	193	45V 60G Cartridge Kit



Shafts

3017	To Suit
238929	25V No. 11 Splined Shaft
242287	35V No. 11 Splined Shaft
242885	45V No. 11 Splined Shaft
392669	35V No. 86 HD Keyed Shaft
361760	45V No. 86 HD Keyed Shaft
393536	Key to suit 392669
239751	Key to suit 361760



Seal Kits

3017	To Suit
923548	V10 Standard Seal Kit
919772	V10 F3 Seal Kit
922733	V20 Standard Seal Kit
919805	V20 F3 Seal Kit
922850	25V Standard Seal Kit
919656	25V F3 Seal Kit
922851	35V Standard Seal Kit
919262	35V F3 Seal Kit
919850	45V Standard Seal Kit
919632	45V F3 Seal Kit

Other options available, contact us with your requirements

HYDRAULIC PISTON PUMPS



Q Series Piston Pump

210 bar, SAE A Flange, Keyed Shaft

3017	Displacement cc/rev	Manufacturer's Code
02-341576	10.5	PVQ10 A2R SE1S 20 C21 12
Tech Sheet 10045		

140 bar, SAE A 2 Bolt Flange, Keyed Shaft

3017	Displacement cc/rev	Manufacturer's Code
02-341644	13.8	PVQ13 A2R SE1S 20 C14 12
Tech Sheet 10045		

210 bar, SAE B 2 Bolt Flange, Keyed Shaft

3017	Displacement cc/rev	Manufacturer's Code
02-341552	21.1	PVQ20 B2R SE1S 21 C21 12
Tech Sheet 10045		

140 bar, SAE B 2 Bolt Flange, Keyed Shaft

3017	Displacement cc/rev	Manufacturer's Code
02-341685	32.9	PVQ32 B2R SE1S 21 C14 12
Tech Sheet 10045		

210 bar, SAE B 2 Bolt Flange, Keyed Shaft

3017	Displacement cc/rev	Manufacturer's Code
02-341949	41.0	PVQ40AR01AB01AB10G2100000100100CDDA
Tech Sheet 10045		

Q Series Piston Pump Compensator

Standard Compensator

3017	To Suit
9900224-003	PVQ10, 13, 20, 32
02-348260	PVQ40
Tech Sheet 10045	

CM Low Pressure Compensator

3017	To Suit
9900224-002	PVQ10,13,20,32
02-348259	PVQ40
Tech Sheet 10045	

CG Hydraulic Remote Compensator

3017	To Suit
02-348243	PVQ10,13,20,32,40
Tech Sheet 10045	

C**V**B Load Sensing Compensator

3017	To Suit
02-466861	PVQ10,13,20,32
Tech Sheet 10045	

Q Series Piston Pump Stroke Adjustment Kit

Maximum Stop/Stroke Limiter

3017	To Suit
5986572-001	PVQ10,13
5986574-001	PVQ20,32
5986576-001	PVQ40
Tech Sheet 10045	

Q Series Piston Pump Seal Kits

Standard Buna Material

3017	To Suit
919191	PVQ10,13
919682	PVQ20,32
920227	PVQ40
Tech Sheet 10045	

Other options available, contact us with your requirements

HYDRAULIC PISTON PUMPS



M Series Piston Pump



Pressure Compensate Pump

3017	Displacement cc/rev	Max Pressure Bar	Manufacturer's Code
123AL02399A	18.0	320	PVM018ER02AS02AAA28000001A0A
123AL02398A	45.0	320	PVM045ER06CS02AAA28000001A0A
123AL02054A	57.0	320	PVM057ER09GS02AAA28000001A0A
123AL02062A	74.0	320	PVM074ER09GS02AAA28000001A0A
123AL02070A	98.0	320	PVM098ER09GS02AAA28000001A0A
123AL02090A	131.0	320	PVM131ER09GS02AAA28000001A0A

Tech Sheet 71680

Load Sense Pump

3017	Displacement cc/rev	Max Pressure Bar	Manufacturer's Code
123AL02012A	18.0	320	PVM018ER02AS02AAC28200001A0A
123AL02150A	45.0	320	PVM045ER06CS02AAC28110001A0A
123AL02056A	57.0	320	PVM057ER09GS02AAC28200001A0A
123AL02241A	74.0	320	PVM074ER09GS02AAC28200001A0A
123AL02074A	98.0	320	PVM098ER09GS02AAC28200001A0A
123AL02356A	131.0	320	PVM131ER09GS02AAC28200001A0A

Tech Sheet 71680



For **Roquet Gear Pumps**
see page **231**





Partnership brands available



Hydraulic Accumulators & Accessories

See section 1 pages 227-228



Hydraulic Oil Coolers

See section 1 page 273



Pneumatic Quick Release Couplings

See section 3 pages 330-390



Filters & Drains Air, Water & Vacuum

See section 4 page 430



Plastic Push-in Fittings

See section 6 pages 800-803



Ball & Check Valves

See section 5 page 628



Plastic Push-in Fittings

See section 6 pages 793-807



Metal Push-in Fittings

See section 6 pages 848-851



Ball Valves

See section 7 pages 933-935



Blow Guns

See section 15 page 1596



Aluminium Ring Main Systems

See section 8 pages 1063-1067

ENGINEERING YOUR SUCCESS.

HYDRAULIC ACCUMULATORS & ACCESSORIES



Diaphragm Accumulators

- Low cost non-repairable accumulators
- High reliability gas sealing system, ensures no leakage
- Electron beam welded steel shell
- Parallel threads with bonded seal recess ensures easy connection with no leaks
- **Material:** steel shell electron beam welded. Non repairable
- Nitrile membrane for mineral oil or non aggressive fluid



BSPP


0197	Manufacturer's Code	Thread	Capacity Litres	Temp Range °C	Max Pressure Bar
E007-1515-013611	108492-01125	1/2"	0.075	-10/+80	250
E016-1515-013611	108493-01125	1/2"	0.16	-10/+80	250
E032-1515-013611	109866-01125	1/2"	0.32	-10/+80	210
E050-1515-023611	108495-01125	1/2"	0.50	-20/+80	210
E075-1515-093611	108497-01125	1/2"	0.75	-20/+80	210
E100-1515-123611	109847-01125	1/2"	1.0	-20/+80	210
E140-1515-113511	108502-01125	1/2"	1.4	-20/+80	140
E200-1515-063411	108504-01125	1/2"	2.0	-10/+80	100
E200-1515-063611	110134-01125	3/4"	2.0	-10/+80	250
E280-1515-032611	108879-01125	3/4"	2.8	-10/+80	250
E350-1515-092611	108505-01125	3/4"	3.5	-10/+80	250

Tech Sheet 10553

Safety Blocks

- Carbon steel
- All blocks fully tested
- Nitrile seals as standard, Viton available on request
- Contact technical department
- Pressure relief valve for the protection of accumulator
- Manual dump to tank as standard

Maximum Working Pressure:
360 bar



Carbon Steel

0197	BSPP S	BSPP P	BSPP T	BSPP M	Max Pressure Bar
ECA12-01-L-N	1/2"	1/2"	1/4"	1/4"	360

Tech Sheet 2153

Hydra-Cushions

Hydracushions are a robust non repairable accumulator. They have been specifically designed for high volume, low cost applications, where it is more economical to replace a unit than to refurbish it after a long service life.

- Steel construction
- Nitrile bladder
- 1/4" gas valve

Maximum Working Pressure:
172 bar



BSPP

0197	Thread	Litres
HC0100A-00-17	3/4"	1.0
HC0200A-00-17	1"	2.0
HC0400A-00-17	1.1/4"	4.0

Tech Sheet 10797

Accumulator Bladder Kits

The kit comprises of a bladder assembly, protective cap, anti extrusion ring, O-Ring for the fluid port, back up ring and seal for the bleed plug.



Oil Service

0197	Litres	Description
0B00A-00	0.16	-
0F00A-00	0.6	-
01C00A-00	1.15	-
0300A-00	3	5/8" Stem
03C00A-00	3	7/8" Stem
0400A-00	4	-
1000A-00	10	-
2000A-00	20	-
2800A-00	28	-
3700A-00	37	-
5400A-00	54	-

Tech Sheet 10797

Thermoswitches

For use with the LAC series of air blast coolers.



1/2" BSPP

0197	Temp °C
598262	40
598261	50
598263	60
598264	70
598265	80

HYDRAULIC ACCUMULATORS & ACCESSORIES



Accumulator Charging Kits

For safe pre-charging of accumulators, Fawcett Christie Hydraulics offer a comprehensive range of equipment.



Universal Pre-charged

0197	Description
10597-01	0-25 & 0-250 bar Gauge
10597-02	0-60 & 0-400 bar Gauge
10597-03	0-10 & 0-160 bar Gauge


Accumulator Accessories

Designed to allow quick, easy and safe installation of accumulators. They are fabricated from steel and come complete with rubber cushion mouldings and mounting bolts.



Saddle & Clamps

0197	Bore mm
10958	112-114
10959	165-168
10960	220-230



Support Brackets

0197	To Suit
10961	4-9 Litre FCH Accumulators
10962	10-54 Litre FCH Accumulators



Cushioning Rings

0197	To Suit
48473-A00	10-54 Litre Support Brackets



Gas Valves

0197	Thread
10031-S03	1/4" x 1/4" BSPP
43030	0.302 x 1/2" UNF



For Hydraulic Filtration
see pages 247-251



HYDRAULIC HAND PUMPS

Pumps

Specification

- Cast iron body
- White zinc-plated support lever
- Lever connection OD: 27mm
- White zinc-plated external parts

 **Maximum Working Pressure:**
350 bar



Double Acting Pump with Release Knob, Side Mount

0462	Displacement cm ³	Thread	Max Pressure Bar	Model	To Suit
HHP-01	20	1/2"	350	Wall Mount	Single Acting Cylinder

Tech Sheet 60145

Specification

- Cast iron body
- Piston treated with Niploy
- White zinc-plated support lever
- Lever connection OD: 27mm
- White zinc-plated external parts

 **Maximum Working Pressure:**
280 bar



Double Acting Pump with Release Knob, Bottom Mount

0462	Displacement cm ³	Thread	Max Pressure Bar	Model	To Suit
HHP-02	50	1/2"	280	Wall Mount	Single Acting Cylinder

Tech Sheet 60146

Double acting hand pump for single acting cylinder.

Specification

- Cast iron body
- Piston treated with Niploy
- White zinc-plated support lever
- Lever connection OD: 27mm
- White zinc-plated external parts
- Oil tank mounting kit included
- Pressure relief valve (standard setting): 100 bar

 **Maximum Working Pressure:**
350 bar



Double Acting Pump with Release Knob & Pressure Relief Valve

0462	Displacement cm ³	Thread	Max Pressure Bar	Model	To Suit
HHP-03	25	3/8"	350	Tank Mount	Single Acting Cylinder

Tech Sheet 60147

Double acting hand pump for double acting cylinder.

Specification

- Cast iron body
- Piston treated with Niploy
- White zinc-plated support lever
- Lever connection OD: 27mm
- White zinc-plated external parts

 **Maximum Working Pressure:**
350 bar



Double Acting Pump with 4/3 Diverter Valve & Pressure Relief Valve

0462	Displacement cm ³	Thread	Max Pressure Bar	Model	To Suit
HHP-04	25	3/8"	350	Tank Mount	Double Acting Cylinder

Tech Sheet 60148

HYDRAULIC HAND PUMPS

Pumps

Double acting pump for double acting cylinder.

Specification:

- Cast iron body
- Piston treated with Niploy
- White zinc-plated support lever
- Lever connection OD: 27mm
- White zinc-plated external parts
- Oil tank mounting kit included
- Hydraulic brake to operate under 50 bar
- Pressure relief valve (standard setting): 100 bar

 **Maximum Working Pressure:**
350 bar



Double Acting Pump with 4/3 Diverter Valve, PRV & Dual PO Check Valve

0462	Displacement cm ³	Thread	Max Pressure Bar	Model	To Suit
HHP-05	25	3/8"	350	Tank Mount	Double Acting Cylinder
Tech Sheet 60149					

Single acting pump for single acting cylinder.

Specification:

- White zinc-plated steel body
- Piston treated with Niploy
- White zinc-plated external parts
- Release lever

 **Maximum Working Pressure:**
220 bar



Single Acting Foot Pump with 1.5 Litre Reservoir

0462	Displacement cm ³	Thread	Max Pressure Bar	To Suit
HFP-01	15	1/4"	220	Single Acting Cylinder
Tech Sheet 60150				

Accessories

Specification:

- Black hand grip
- White zinc-plated steel lever



Operating Lever

0462	To Suit	Length mm
HHP-OL	HHP Series	900
Tech Sheet 60152		

Closed centre option available.



3 Way Flow Diverter Valves

0462	Thread	Description	Max Pressure Bar	LPM
HHPDV-06	3/8"	Open Centre	350	60
HHPDV-08	1/2"	Open Centre	350	90
HHPDV-12	3/4"	Open Centre	350	120
Tech Sheet 60153				

Normally open, two position with mechanical control for tipping trucks.

Specification:

- Cast iron body
- Piston treated with Niploy
- White zinc plated external parts

 **Maximum Working Pressure:**
250 bar



End Stroke Valves

0462	Thread	LPM
HESV-06	3/8"	60
HESV-08	1/2"	80

Gear Pump Elbows, BSPP

0347	Group	Thread
GPE1-12	1	1/2"
GPE1-38	1	3/8"
GPE2-12	2	1/2"
GPE2-34	2	3/4"
Tech Sheet 10129		



Steel Tanks

Specification:

- Suction pipe included
- Breather Cap 1/4" BSPP
- Release Cap 1/4" BSPP
- Standard colour black

Steel Oil Tanks for Hand Pumps

0462	Volume Litres	Thread
HHPT-01	1	1/4"
HHPT-02	2	1/4"
HHPT-03	3	1/4"
HHPT-05	5	1/4"
HHPT-07	7	1/4"
Tech Sheet 60151		



Gear Pumps

Roquet is a premium manufacturer of gear pumps and motors ranging from 0.33-150 cm³/rev. As standard, all Roquet gear pumps are manufactured with cast iron front and rear covers; reducing noise and increasing the product's life cycle. This design also enables the unit to accommodate in-built valves for speed control, etc.

Roquet pumps have an anechoic chamber, where engineers have designed the gear profile to reduce noise levels.


Gear Pumps

A gear pump is a positive displacement pump. It contains two identical interlocking gears, supported by separate shafts.

Generally, one gear is driven by a motor, and this in turn drives the other gear (idler gear).

Fixed volumes of fluid are enclosed between the outer gear teeth mechanically using a cyclic pumping action. This delivers a smooth and pulse-free flow, which is proportional to the rotational speed of the gears.

Close tolerances between the gears prevent fluid from transferring back through the centre. Also, close tolerances between the gears and the casing allow the pump to create suction at the inlet, and prevents fluid leaking back from the outlet. (Leakage is more likely with low viscosity liquids)



ALUMINIUM GEAR PUMPS



Roquet
making moves

new
product

Group 1

Series: L0

Body: Aluminium

Displacement: from 1cm³/rev to 6,63cm³/rev

- Pumps with back cover in built valves available.
- Multiple pumps available.



**1:8 Taper Shaft,
4 Bolt European Flange,
BSPP Ports, Clockwise Rotation**

3014	Displacement (cc/rev)	Continuous Max Pressure (bar)	Intermittent Max Pressure (bar)
1L01.5DE10R	1	275	300
1L03DE10R	2	275	300
1L05DE10R	3.3	240	275
1L07.5DE10R	5	185	200
1L010DE10R	6.6	135	150

Tech Sheet 71710

Group 2

Series: G

Body: Aluminium

Displacement: from 4cm³/rev to 26,67cm³/rev

- Pumps with back cover in built valves available.
- Multiple pumps available.

'G' series improvements over previous 'L' series:

- More drive shaft designs are available.
- Shorter multiple pumps.
- Higher torque admissible.
- Higher torque from rear pumps in multiple pumps.



**1:8 Taper Shaft,
4 Bolt European Flange,
BSPP Ports, Clockwise Rotation**

3014	Displacement (cc/rev)	Continuous Max Pressure (bar)	Intermittent Max Pressure (bar)
1G4CDE10R	4	275	300
1G6CDE10R	6	275	300
1G8CDE10R	8	275	300
1G11CDE10R	10.7	275	300
1G12CDE10R	12	275	300
1G15CDE10R	14.7	250	275
1G16CDE10R	16	250	275
1G18CDE10R	18	225	250
1G23CDE10R	23.3	180	200
1G27CDE10R	26.6	170	190

Tech Sheet 71710

**9 Tooth Splined Shaft,
2 Bolt SAE-A Flange,
BSPP Ports, Clockwise Rotation**

3014	Displacement (cc/rev)	Continuous Max Pressure (bar)	Intermittent Max Pressure (bar)
1G4CDG09R	4	275	300
1G6CDG09R	6	275	300
1G8CDG09R	8	275	300
1G11CDG09R	10.7	275	300
1G12CDG09R	12	275	300
1G15CDG09R	14.7	250	275
1G16CDG09R	16	250	275
1G18CDG09R	18	225	250
1G23CDG09R	23.3	180	200
1G27CDG09R	26.6	170	190

Tech Sheet 71710



**1:5 Taper Shaft, 4 Bolt German Flange,
Square Flanged Ports, Clockwise Rotation**

3014	Displacement (cc/rev)	Continuous Max Pressure (bar)	Intermittent Max Pressure (bar)
1G4CDJ23F	4	275	300
1G6CDJ23F	6	275	300
1G8CDJ23F	8	275	300
1G11CDJ23F	10.7	275	300
1G12CDJ23F	12	275	300
1G15CDJ23F	14.7	250	275
1G16CDJ23F	16	250	275
1G18CDJ23F	18	225	250
1G23CDJ23F	23.3	180	200
1G27CDJ23F	26.6	170	190

Tech Sheet 71710



Other shaft, flange, porting or rotation configurations available on request. Also available in cast iron material.

ALUMINIUM GEAR PUMPS



Roquet
making moves



Group 3

Series: PLA

Body: Aluminium

Displacement: from 18cm³/rev to 56cm³/rev


- Pumps with back cover in built valves available.
- Multiple pumps available.



1:8 Taper Shaft, 4 Bolt European Flange, BSPP Ports, Clockwise Rotation

3014	Continuous Max Pressure (bar)	Intermittent Max Pressure (bar)
1PLA27DE10R	250	275
1PLA36DE10R	250	275
1PLA45DE10R	250	275
1PLA54DE10R	225	250
1PLA66DE10R	200	225
1PLA84DE10R	175	200

Tech Sheet 71710



1:5 Taper Shaft, 4 Bolt German Flange, Square Flanged Ports, Clockwise Rotation

3014	Displacement (cc/rev)	Continuous Max Pressure (bar)	Intermittent Max Pressure (bar)
1PLA27DJ23F	18	250	275
1PLA36DJ23F	24	250	275
1PLA45DJ23F	30	250	275
1PLA54DJ23F	36	225	250
1PLA66DJ23F	44	200	225
1PLA84DJ23F	56	175	200

Tech Sheet 71710



9 Tooth Splined Shaft, 2 Bolt SAE-A Flange, BSPP Ports, Clockwise Rotation

3014	Displacement (cc/rev)	Continuous Max Pressure (bar)	Intermittent Max Pressure (bar)
1PLA27DG09R	18	250	275
1PLA36DG09R	24	250	275
1PLA45DG09R	30	250	275
1PLA54DG09R	36	225	250
1PLA66DG09R	44	200	225
1PLA84DG09R	56	175	200

Tech Sheet 71710

Group 3.5

Series: PLC

Body: Aluminium

Displacement: from 53,33cm³/rev to 150cm³/rev

- Pumps with back cover in built valves available.
- Multiple pumps available.



1:8 Taper Shaft, 4 Bolt European Flange, SAE Ports, Clockwise Rotation

3014	Displacement (cc/rev)	Continuous Max Pressure (bar)	Intermittent Max Pressure (bar)
1PLC80DE10M	53.3	225	250
1PLC100DE10M	66.6	225	250
1PLC125DE10M	83.3	225	250
1PLC150DE10M	100	225	250
1PLC175DE10M	116.6	225	250
1PLC200DE10M	133.3	200	225
1PLC225DE10M	150	150	175

Tech Sheet 71710


Group 4

Series: PLC

Body: Aluminium

Displacement: from 53,33cm³/rev to 150cm³/rev

- Pumps with back cover in built valves available.
- Multiple pumps available.



1:8 Taper Shaft, 4 Bolt European Flange, SAE Ports, Clockwise Rotation

3014	Displacement (cc/rev)	Continuous Max Pressure (bar)	Intermittent Max Pressure (bar)
1PLC80DJ23M	53.3	225	250
1PLC100DJ23M	66.6	225	250
1PLC125DJ23M	83.3	225	250
1PLC150DJ23M	100	225	250
1PLC175DJ23M	116.6	225	250
1PLC200DJ23M	133.3	200	225
1PLC225DJ23M	150	150	175

Tech Sheet 71710

Other shaft, flange, porting or rotation configurations available on request. Also available in cast iron material.

Gear Motors

Roquet is a premium manufacturer of gear pumps and motors ranging from 0.33-150 cm³/rev. As standard, all Roquet gear motors are manufactured with cast iron front and rear covers; reducing noise and increasing the product's life cycle. This design also enables the unit to accommodate in-built valves for speed control, etc.

Roquet gear motors have an anechoic chamber where engineers have designed the gear profile to reduce noise levels.

Gear Motors

A gear motor is a mechanical actuator converting hydraulic pressure and flow into shaft rotation and torque. It is the rotary counterpart of the hydraulic cylinder.

Similarly to a gear pump, a gear motor consists of two identical interlocking gears, the driven gear and the idler gear. High-pressure oil enters the inlet side of the motor and flows around the outer periphery of the gear teeth - the gears mesh, which prevents the oil from coming back to the inlet from the outlet side.

For lubrication, a small amount of oil from the pressurised side bleeds through the bearings, and vents to the low pressure side, or through the drain port.



ALUMINIUM GEAR MOTORS



Roquet
making moves



Group 1

Series: L0

Body: Aluminium

Displacement: from 1cm³/rev to 6,63cm³/rev

- Motors with back cover in built valves available.



1:8 Taper Shaft, 4 Bolt European Flange, BSPP Ports, Clockwise Rotation

3014	Displacement (cc/rev)	Continuous Max Pressure (bar)	Intermittent Max Pressure (bar)
1ML01.5DE10R	1	275	300
1ML03DE10R	2	275	300
1ML05DE10R	3.3	240	275
1ML07.5DE10R	5	185	200
1ML010DE10R	6.6	135	150

Tech Sheet 71711

Group 2

Series: G

Body: Aluminium

Displacement: from 4cm³/rev to 26,67cm³/rev

- Motors with back cover in built valves available.

'G' series improvements over previous 'L' series:

- More drive shaft designs are available.
- Shorter multiple pumps.
- Higher torque admissible.
- Higher torque from rear pumps in multiple pumps.



1:8 Taper Shaft, 4 Bolt European Flange, BSPP Ports, Clockwise Rotation

3014	Displacement (cc/rev)	Continuous Max Pressure (bar)	Intermittent Max Pressure (bar)
1MG4CDE10R	4	275	300
1MG6CDE10R	6	275	300
1MG8CDE10R	8	275	300
1MG11CDE10R	10.7	275	300
1MG12CDE10R	12	275	300
1MG15CDE10R	14.7	250	275
1MG16CDE10R	16	250	275
1MG18CDE10R	18	225	250
1MG23CDE10R	23.3	180	200
1MG27CDE10R	26.6	170	190

Tech Sheet 71711

Other shaft, flange, porting or rotation configurations available on request. Also available in cast iron material.

Group 3

Series: PLA

Body: Aluminium

Displacement: from 18cm³/rev to 56cm³/rev

- Motors with back cover in built valves available.



1:8 Taper Shaft, 4 Bolt European Flange, BSPP Ports, Clockwise Rotation

3014	Displacement (cc/rev)	Continuous Max Pressure (bar)	Intermittent Max Pressure (bar)
1MPLA27DE10R	18	250	275
1MPLA36DE10R	24	250	275
1MPLA45DE10R	30	250	275
1MPLA54DE10R	36	225	250
1MPLA66DE10R	44	200	225
1MPLA84DE10R	56	175	200

Tech Sheet 71711

Group 3.5

Series: PLC

Body: Aluminium

Displacement: from 53,33cm³/rev to 150cm³/rev

- Motors with back cover in built valves available.



1:8 Taper Shaft, 4 Bolt European Flange, SAE Ports, Clockwise Rotation

3014	Displacement (cc/rev)	Continuous Max Pressure (bar)	Intermittent Max Pressure (bar)
1MPLC80DE10M	53.3	225	250
1MPLC100DE10M	66.6	225	250
1MPLC125DE10M	83.3	225	250
1MPLC150DE10M	100	225	250
1MPLC175DE10M	116.6	225	250
1MPLC200DE10M	133.3	200	225
1MPLC225DE10M	150	150	175

Tech Sheet 71711

Group 4

Series: PLC

Body: Aluminium

Displacement: from 53,33cm³/rev to 150cm³/rev

- Motors with back cover in built valves available.




1:8 Taper Shaft, 4 Bolt European Flange, SAE Ports, Clockwise Rotation

3014	Displacement (cc/rev)	Continuous Max Pressure (bar)	Intermittent Max Pressure (bar)
1MPLC80DJ23M	53.3	225	250
1MPLC100DJ23M	66.6	225	250
1MPLC125DJ23M	83.3	225	250
1MPLC150DJ23M	100	225	250
1MPLC175DJ23M	116.6	225	250
1MPLC200DJ23M	133.3	200	225
1MPLC225DJ23M	150	150	175

Tech Sheet 71711

Cast Iron Gear Pumps



Group 3

- Series:** PNA
Material: Nodular cast iron
Displacement: from 53,33cm³/rev to 150cm³/rev
 • Pumps with back cover in built valves available.
 • Multiple pumps available.



13 Tooth Splined Shaft, 2 Bolt SAE-B Flange, BSPP Ports, Clockwise Rotation with Ball Bearing & Shaft Seal

3014	Displacement (cc/rev)	Continuous Max Pressure (bar)	Intermittent Max Pressure (bar)
13PNA36DG09R	24	270	300
13PNA45DG09R	30	270	300
13PNA54DG09R	36	260	285
13PNA66DG09R	44	260	285
13PNA84DG09R	56	210	250
13PNA96DG09R	64	180	225
13PNA110DG09R	73.3	160	200

Tech Sheet 71712

Group 3.5

- Series:** PNC
Material: Nodular cast iron
Displacement: from 53,33cm³/rev to 150cm³/rev
 • Pumps with back cover in built valves available.
 • Multiple pumps available.



1:8 Taper Shaft, 4 Bolt European Flange, BSPP Ports, Clockwise Rotation

3014	Displacement (cc/rev)	Continuous Max Pressure (bar)	Intermittent Max Pressure (bar)
1PNC80DE10M	53.3	260	290
1PNC100DE10M	66.6	260	290
1PNC125DE10M	83.3	250	275
1PNC150DE10M	100	250	275
1PNC175DE10M	116.6	225	250
1PNC200DE10M	133.3	200	225
1PNC225DE10M	150	175	200

Tech Sheet 71712

Other shaft, flange, porting or rotation configurations available on request.

HYDRAULIC CONTROL VALVES

Roquet
making moves

new
product

1.07 Valves, Pumps & Motors

1

Monoblock Valves

 **Maximum Working Pressure:**
350 bar

Port Sizes:
P, T, A, B: 3/8" BSPP

Nominal Flow: 40 L/min

Maximum Spool Quantity: 6

Main Relief Valve Pressure Ranges

Available: 5-80 bar, 85-175 bar,
180-250 bar, 255-350 bar



3/8" BSPP, 102 Series, 3 Position, Single Section, Open Centre, 85-175 bar Relief Valve

3013	Spool Control Option	Spool Type
102N1PA12I	Spring Return	Motor
102N1PA12D	Spring Return	Cylinder
102N2PA12I	Detent	Motor
102N2PA12D	Detent	Cylinder
102N22PA12I	Pneumatic Pilot	Motor
102N22PA12D	Pneumatic Pilot	Cylinder
102N35RA12I	Rotative	Motor
102N35RA12D	Rotative	Cylinder

Tech Sheet 71709

 **Maximum Working Pressure:**
350 bar

Port Sizes:
P, T, A, B: 1/2" BSPP

Nominal Flow: 60 L/min

Maximum Spool Quantity: 2

Main Relief Valve Pressure Ranges

Available: 5-80 bar, 85-175 bar,
180-250 bar, 255-350 bar



1/2" BSPP, 1102 Series, 3 Position, Single Section, Open Centre, 85-175 bar Relief Valve

3013	Spool Control Option	Spool Type
1102N1PA12I	Spring Return	Motor
1102N1PA12D	Spring Return	Cylinder
1102N2PA12I	Detent	Motor
1102N2PA12D	Detent	Cylinder
1102N22PA12I	Pneumatic Pilot	Motor
1102N22PA12D	Pneumatic Pilot	Cylinder
1102N35RA12I	Rotative	Motor
1102N35RA12D	Rotative	Cylinder

Tech Sheet 71709

Sectional Valves

 **Maximum Working Pressure:**
350 bar

Port Sizes:
P, T: 3/4" BSPP
A, B: 1/2" BSPP

Nominal Flow: 100 L/min

Maximum Spool Quantity: 10

Main Relief Valve Pressure Ranges

Available: 5-80 bar, 85-175 bar,
180-250 bar, 255-350 bar



1/2" BSPP, 406 Series, 3 Position, Single Section, Open Centre, 85-175 bar Relief Valve

3013	Spool Control Option	Spool Type
406N1PA12I	Spring Return	Motor
406N1PA12D	Spring Return	Cylinder
406N2PA12I	Detent	Motor
406N2PA12D	Detent	Cylinder
406N22PA12I	Pneumatic Pilot	Motor
406N22PA12D	Pneumatic Pilot	Cylinder
406N35RA12I	Rotative	Motor
406N35RA12D	Rotative	Cylinder

Tech Sheet 71709

 **Maximum Working Pressure:**
350 bar


Port Sizes:
P, T, A, B: 3/4" BSPP

Nominal Flow: 100 L/min

Maximum Spool Quantity: 10

Main Relief Valve Pressure Ranges

Available: 5-80 bar, 85-175 bar,
180-250 bar, 255-350 bar



3/4" BSPP, 1406 Series, 3 Position, Single Section, Open Centre, 85-175 bar Relief Valve

3013	Spool Control Option	Spool Type
1406N1PA12I	Spring Return	Motor
1406N1PA12D	Spring Return	Cylinder
1406N2PA12I	Detent	Motor
1406N2PA12D	Detent	Cylinder
1406N22PA12I	Pneumatic Pilot	Motor
1406N22PA12D	Pneumatic Pilot	Cylinder
1406N35RA12I	Rotative	Motor
1406N35RA12D	Rotative	Cylinder

Tech Sheet 71709

Closed centre, HPCO, additional sections and bespoke configurations available on request

Hydraulics

HYDRAULIC BALL VALVES



Hydraulic Ball Valves

Working Temperature:
-20°C to +120°C


- Carbon steel body
- Zinc-plated C6F
- Steel ball
- Excellent sealing properties
- High pressure
- Full flow



2 Way, BSPP, NBR Seals

0177	Thread	DN Size	Length mm	Max Pressure Bar
KHB-G1/4	1/4"	6	69	500
KHB-G3/8	3/8"	10	72	500
KHB-G1/2	1/2"	13	83	500
KHB-G3/4	3/4"	20	95	315
KHB-G1	1"	25	113	315
KHB-G11/4	1.1/4"	25	110	315
KHB-G11/2	1.1/2"	25	130	315

Tech Sheet 10171



2 Way, Side Hole Fixing, BSPP, Nitrile Seals

0177	Thread	DN Size	Length mm	Max Pressure Bar
KHBSM-G1/4	1/4"	6	69	500
KHBSM-G3/8	3/8"	10	72	500
KHBSM-G1/2	1/2"	13	83	500
KHBSM-G3/4	3/4"	20	95	315
KHBSM-G1	1"	25	113	315
KHBSM-G11/4	1.1/4"	25	110	315
KHBSM-G11/2	1.1/2"	25	130	315

Tech Sheet 10171



2 Way, Top Mountable for Actuation, BSPP, Nitrile Seals


0177	Thread	DN Size	Length mm	Max Pressure Bar
KHBTM-G1/4	1/4"	6	69	500
KHBTM-G3/8	3/8"	10	72	500
KHBTM-G1/2	1/2"	13	83	500
KHBTM-G3/4	3/4"	20	95	315
KHBTM-G1	1"	25	113	315
KHBTM-G11/4	1.1/4"	25	110	315
KHBTM-G11/2	1.1/2"	25	130	315

Tech Sheet 10171

2 Way, 3000lb, Flanged

0177	ND	DN Size	Length mm	Max Pressure Bar
KHBF3-1/2	1/2"	13	151	210
KHBF3-3/4	3/4"	20	162	210
KHBF3-1	1"	25	178	210
KHBF3-1.1/4	1.1/4"	32	191	210
KHBF3-1.1/2	1.1/2"	40	231	210
KHBF3-2	2"	50	232	210

Tech Sheet 10044



2 Way, 6000lb, Flanged

0177	ND	DN Size	Length mm	Max Pressure Bar
KHBF6-1/2	1/2"	13	151	420
KHBF6-3/4	3/4"	20	174	420
KHBF6-1	1"	25	198	420
KHBF6-1.1/4	1.1/4"	32	223	420
KHBF6-1.1/2	1.1/2"	40	281	420

Tech Sheet 10044



2 Way, Light-duty, DIN 2353

0177	Thread	DN Size	Description	Length mm	Max Pressure Bar
KHB-8L	M14 x 1.5	6	8L	69	500
KHB-10L	M16 x 1.5	10	10L	77	500
KHB-12L	M18 x 1.5	10	12L	77	500
KHB-15L	M22 x 1.5	13	15L	83	500
KHB-22L	M30 x 2	20	22L	101	315
KHB-28L	M36 x 2	25	28L	108	315

Tech Sheet 10171



2 Way, Heavy-duty, DIN 2353

0177	Thread	DN Size	Description	Length mm	Max Pressure Bar
KHB-10S	M18 x 1.5	6	10S	73	500
KHB-12S	M20 x 1.5	8	12S	77	500
KHB-16S	M24 x 1.5	13	16S	87	500
KHB-20S	M30 x 2	13	20S	91	500
KHB-25S	M36 x 2	20	25S	111	315
KHB-30S	M42 x 2	25	30S	120	315

Tech Sheet 10171



Lockable Hydraulic Ball Valves

° Working Temperature:
-20°C to +120°C



2 Way, BSPP

0177	Thread	DN Size	Length mm	Max Pressure Bar
KHB-G1/4-LK	1/4"	6	69	500
KHB-G3/8-LK	3/8"	10	72	500
KHB-G1/2-LK	1/2"	13	83	500
KHB-G3/4-LK	3/4"	20	95	315
KHB-G1-LK	1"	25	113	315
KHB-G11/4-LK	1.1/4"	25	110	315
KHB-G11/2-LK	1.1/2"	25	130	315

Tech Sheet 10171



Lock not included

2 Way, Side Hole Fixing, BSPP

0177	Thread	DN Size	Length mm	Max Pressure Bar
KHBSM-G1/4-LK	1/4"	6	69	500
KHBSM-G3/8-LK	3/8"	10	72	500
KHBSM-G1/2-LK	1/2"	13	83	500
KHBSM-G3/4-LK	3/4"	20	95	315
KHBSM-G1-LK	1"	25	113	315
KHBSM-G11/4-LK	1.1/4"	25	110	315
KHBSM-G11/2-LK	1.1/2"	25	130	315

Tech Sheet 10171



2 Way, Light-duty, DIN 2353

0177	Thread	DN Size	Description	Length mm	Max Pressure Bar
KHB-8L-LK	M14 x 1.5	6	8L	69	500
KHB-10L-LK	M16 x 1.5	8	10L	77	500
KHB-12L-LK	M18 x 1.5	13	12L	77	500
KHB-15L-LK	M22 x 1.5	13	15L	83	500
KHB-22L-LK	M30 x 2	20	22L	101	315
KHB-28L-LK	M36 x 2	25	28L	108	315

Tech Sheet 10171



2 Way, Heavy-duty, DIN 2353

0177	Thread	DN Size	Description	Length mm	Max Pressure Bar
KHB-10S-LK	M18 x 1.5	8	10S	73	500
KHB-12S-LK	M20 x 1.5	13	12S	77	500
KHB-16S-LK	M24 x 1.5	13	16S	87	500
KHB-20S-LK	M30 x 2	20	20S	91	500
KHB-25S-LK	M36 x 2	25	25S	111	315
KHB-30S-LK	M42 x 2	25	30S	120	315


Tech Sheet 10171



2 Way, 3000lb, Flanged

0177	ND	DN Size	Length mm	Max Pressure Bar
KHBF3-1/2-LK	1/2"	13	151	210
KHBF3-3/4-LK	3/4"	20	162	210
KHBF3-1-LK	1"	25	178	210
KHBF3-1.1/4-LK	1.1/4"	32	191	210
KHBF3-1.1/2-LK	1.1/2"	40	231	210
KHBF3-2-LK	2"	50	232	210

Tech Sheet 10171



2 Way, 6000lb, Flanged

0177	ND	DN Size	Length mm	Max Pressure Bar
KHBF6-1/2-LK	1/2"	13	151	420
KHBF6-3/4-LK	3/4"	20	174	420
KHBF6-1-LK	1"	25	198	420
KHBF6-1.1/4-LK	1.1/4"	32	223	420
KHBF6-1.1/2-LK	1.1/2"	40	281	420
KHBF6-2-LK	2"	50	316	420

Tech Sheet 10171

HYDRAULIC BALL VALVES



Hydraulic Ball Valves

Working Temperature:
-20°C to +120°C

- Carbon steel body
- Excellent sealing properties
- Zinc-plated C6F
- High pressure
- Steel ball
- Full flow



3 Way, L-Ported, BSPP, Nitrile Seals

0177	Thread	Length mm	Max Pressure Bar
KHB3K-G1/4	1/4"	69	500
KHB3K-G3/8	3/8"	72	500
KHB3K-G1/2	1/2"	83	500
KHB3K-G3/4	3/4"	95	315
KHB3K-G1	1"	113	315
KHB3K-G11/4	1.1/4"	110	315
KHB3K-G11/2	1.1/2"	130	315

Tech Sheet 2129

Working Temperature:
-20°C to +120°C

- Carbon steel body
- Excellent sealing properties
- Zinc-plated C6F
- High pressure
- Steel ball
- Full flow



3 Way, T-Ported, BSPP, Nitrile Seals

0177	Thread	Length mm	Max Pressure Bar
KHB3T-G1/4	1/4"	69	500
KHB3T-G3/8	3/8"	72	500
KHB3T-G1/2	1/2"	83	500
KHB3T-G3/4	3/4"	95	315
KHB3T-G1	1"	113	315
KHB3T-G11/4	1.1/4"	110	315
KHB3T-G11/2	1.1/2"	130	315

Tech Sheet 2129

Spare Handles




KHB Series Cranked Handles

0177	To Suit
KHBHANDLE-14-12	1/4" to 1/2"
KHBHANDLE-34-1	3/4" to 1"
KHBHANDLE-114-2	1.1/4" to 2"

Tech Sheet 2129

Lockable Hydraulic Ball Valves



3 Way, L-Ported, BSPP, Nitrile Seals

0177	Thread	DN Size	Length mm	Max Pressure Bar
KHB3K-G1/4-LK	1/4"	6	69	500
KHB3K-G3/8-LK	3/8"	10	72	500
KHB3K-G1/2-LK	1/2"	13	83	500
KHB3K-G3/4-LK	3/4"	20	95	315
KHB3K-G1-LK	1"	25	113	315
KHB3K-G11/4-LK	1.1/4"	25	110	315
KHB3K-G11/2-LK	1.1/2"	25	130	315

Tech Sheet 2129



3 Way, T-Ported, BSPP, Nitrile Seals

0177	Thread	DN Size	Length mm	Max Pressure Bar
KHB3T-G1/4-LK	1/4"	6	69	500
KHB3T-G3/8-LK	3/8"	10	72	500
KHB3T-G1/2-LK	1/2"	13	83	500
KHB3T-G3/4-LK	3/4"	20	95	315
KHB3T-G1-LK	1"	25	113	315
KHB3T-G11/4-LK	1.1/4"	25	110	315
KHB3T-G11/2-LK	1.1/2"	25	130	315

Tech Sheet 2129

Lock not included


Non-return Valves

Material: Carbon steel

Plating: Zinc-plated chrome free

Interchangeability: Stucchi VU, Holmbury ATR, VPC series

Cracking Pressure: 0.35 bar



High Pressure 0.35 to 0.5 bar Cracking Pressure, BSPP

0177	Thread	Length mm	Hex Size mm	Max Pressure Bar
EHRVG-14	1/4"	60	19	700
EHRVG-38	3/8"	70	24	700
EHRVG-12	1/2"	77	30	500
EHRVG-34	3/4"	90	36	500
EHRVG-1	1"	106	45	500
EHRVG-114	1.1/4"	125	55	400
EHRVG-112	1.1/2"	140	65	320
EHRVG-2	2"	160	75	320

Tech Sheet 10170

Material: Carbon steel

Plating: Zinc-plated chrome free

Interchangeability: Stucchi VU, Holmbury ATR, VPC series

Cracking Pressure: 3 bar

3 bar Cracking Pressure, BSPP

0177	Thread	Length mm	Hex Size mm	Max Pressure Bar
EHRVG-14-3CP	1/4"	62	19	350
EHRVG-38-3CP	3/8"	68	24	350
EHRVG-12-3CP	1/2"	77	30	350
EHRVG-34-3CP	3/4"	88	36	350
EHRVG-1-3CP	1"	105	41	350
EHRVG-114-3CP	1.1/4"	135	55	300
EHRVG-112-3CP	1.1/2"	145	60	300

Tech Sheet 10170

Material: Carbon steel

Plating: Zinc-plated chrome free

Interchangeability: Stucchi VU, Holmbury ATR, VPC series

Cracking Pressure: 5 bar

5 bar Cracking Pressure, BSPP

0177	Thread	Length mm	Hex Size mm	Max Pressure Bar
EHRVG-14-5CP	1/4"	62	19	350
EHRVG-38-5CP	3/8"	68	24	350
EHRVG-12-5CP	1/2"	77	30	350
EHRVG-34-5CP	3/4"	88	36	350
EHRVG-1-5CP	1"	105	41	350
EHRVG-114-5CP	1.1/4"	135	55	300
EHRVG-112-5CP	1.1/2"	145	60	300

Tech Sheet 10170

Flow Control Valves

Body: Carbon steel

Handle: Aluminium

Spring: SS302 or C72

Standard O-Rings: Nitrile

Ring Stem: PTFE

Working Temperature:
-20°C to +100°C

Maximum Working Pressure:
350 bar



Uni-directional (Controlled Flow One Direction, Free Flow Reverse), BSPP

0177	Thread	Mounting Thread
EHCVG1/4	1/4"	M20 x 1
EHCVG3/8	3/8"	M25 x 1
EHCVG1/2	1/2"	M30 x 1.5
EHCVG3/4	3/4"	M35 x 1.5
EHCVG1	1"	M35 x 1.5

Tech Sheet 2130



Bi-directional (Controlled Flow Both Directions), BSPP

0177	Thread	Mounting Thread
EHTVG1/4	1/4"	M20 x 1
EHTVG3/8	3/8"	M25 x 1
EHTVG1/2	1/2"	M30 x 1.5
EHTVG3/4	3/4"	M35 x 1.5
EHTVG1	1"	M35 x 1.5

Tech Sheet 2131

STAINLESS STEEL HYDRAULIC VALVES

stainless
steel

FT PRO®

High Pressure Stainless Steel Ball Valves

Working Temperature:
-20°C to +120°C

- Nitrile seals



2 Way, BSPP

0098	Thread	Max Pressure Bar
HBVSS-14	1/4"	500
HBVSS-38	3/8"	500
HBVSS-12	1/2"	500
HBVSS-34	3/4"	315
HBVSS-1	1"	315

Tech Sheet 20888

High Pressure Stainless Steel
Block Style Ball Valves

2 Way, BSPP

0098	Thread	DN Size	Length mm	Max Pressure Bar
HBBVSS-14	1/4"	6	69	500
HBBVSS-38	3/8"	10	72	500
HBBVSS-12	1/2"	13	83	500
HBBVSS-34	3/4"	20	95	315
HBBVSS-1	1"	25	113	315

Tech Sheet 10224

Due to the change of finishes used by our supplier, the product you receive may look slightly different to that illustrated.

Lockable High Pressure Stainless Steel
Block Style Ball Valves

Lock not included



2 Way, BSPP

0098	Thread	DN Size	Length mm	Max Pressure Bar
HBBVSS-14-LK	1/4"	6	69	500
HBBVSS-38-LK	3/8"	10	72	500
HBBVSS-12-LK	1/2"	13	83	500
HBBVSS-34-LK	3/4"	20	95	315
HBBVSS-1-LK	1"	25	113	315

Tech Sheet 10224

High Pressure Check Valves

Maximum Working Pressure:
350 bar



BSPP, 0.5 bar Cracking Pressure

0098	Thread
HCVSS-3/8	3/8"
HCVSS-1/2	1/2"
HCVSS-3/4	3/4"
HCVSS-1	1"

Tech Sheet 10043

Locking Device



Stainless Steel

0177	To Suit
HPBVLD-1	DN6, DN8, DN10, DN13
HPBVLD-2	DN20, DN25
HPBVLD-3	DN32, DN38, DN50

Tech Sheet 10171

Needle Valves

Working Temperature:
-20°C to +100°C

Maximum Working Pressure:
210 bar

Body: Brass, nickel plated
Seal: Nitrile
Stem: 304 Stainless steel



In-line, Bi-directional (Controlled Flow Both Ways) Flow Control & Shut Off, BSPP

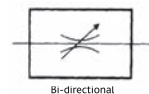
0274	Thread
1251-1010	1/8"
1251-1313	1/4"
1251-1717	3/8"
1251-2121	1/2"

Tech Sheet 10514

Working Temperature:
-20°C to +100°C

Maximum Working Pressure:
210 bar

Body: Brass, nickel plated
Seal: Nitrile
Stem: 304 Stainless steel



Angled, In-line, Bi-directional (Controlled Flow Both Ways) Flow Control & Shut Off, BSPP

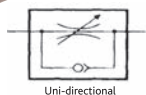
0274	Thread
1252-2010	1/8"
1252-2013	1/4"
1252-2017	3/8"
1252-2021	1/2"

Tech Sheet 10515

Working Temperature:
-20°C to +100°C

Maximum Working Pressure:
210 bar

Body: Brass, nickel plated
Seal: Nitrile
Stem: 304 Stainless steel



In-line, Uni-directional (Controlled Flow One Way) with Free Reverse Flow, BSPP

0274	Thread
1253-3013	1/4"
1253-3017	3/8"
1253-3021	1/2"

Tech Sheet 10516

Needle Valves - Speed Control

Working Temperature:
-20°C to +100°C

Maximum Working Pressure:
400 bar: 1/4" to 3/4"
320 bar: 1"

Seal: Nitrile



Female x Female, BSPP

0274	Thread	Length mm	LPM	Return LPM
NCV-14	1/4"	55	50	70
NCV-38	3/8"	65	75	110
NCV-12	1/2"	73	140	150
NCV-34	3/4"	88	175	200
NCV-1	1"	127	350	275

Tech Sheet 10517

Needle Valves - Flow Control

Working Temperature:
-20°C to +100°C

Maximum Working Pressure:
400 bar: 1/4" to 3/4"
320 bar: 1"

Seal: Nitrile



Female x Female, BSPP

0274	Thread	Length mm	LPM
INV-14	1/4"	48	50
INV-38	3/8"	58	75
INV-12	1/2"	68	140
INV-34	3/4"	78	175
INV-1	1"	108	350

Tech Sheet 10518

Hydraulic Non-return Valves

High Pressure, Carbon Steel, BSPP

0268	Thread	Length mm	Max Pressure Bar	Cracking Pressure Bar
HNRV-14	1/4"	62	350	0.5
HNRV-38	3/8"	68	350	0.5
HNRV-12	1/2"	78	350	0.5
HNRV-34	3/4"	88	300	0.5
HNRV-1	1"	112	250	0.5

Tech Sheet 10519



Panel Mounting Nuts



For Series INV & NCV


0274	To Suit
2570-13	1/4"
2570-17	3/8"
2570-21	1/2"
2570-26	3/4"

For Series 1251, 1252 & 1253

0274	To Suit
1203-1010	1/8"
1203-1313	1/4"
1203-1717	3/8"
1203-2121	1/2"

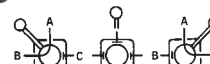
Diverter Valves

Manufactured from machined steel body with a hardened and ground spool, and a chemically blackened finish.



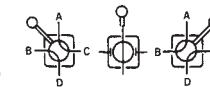
Three Port 2 Way, BSPP

0267	Thread	LPM	Max Pressure Bar
38-3DVL	3/8"	27	207
12-3DVL	1/2"	36	210
34-3DVL	3/4"	100	207
1-3DVL	1"	160	207



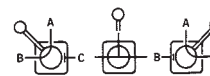
Four Port Open Centre, BSPP

0267	Thread	LPM	Max Pressure Bar
38-4DVOC	3/8"	27	207
12-4DVOC	1/2"	36	210



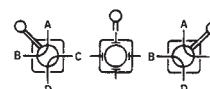
Three Port T, BSPP

0267	Thread	LPM	Max Pressure Bar
38-3DVT	3/8"	27	207
12-3DVT	1/2"	36	210



Four Port Closed Centre, BSPP

0267	Thread	LPM	Max Pressure Bar
38-DVCC	3/8"	27	207
12-DVCC	1/2"	36	210

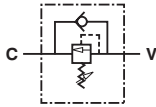


THREADED HYDRAULIC VALVES

Direct Acting Sequence Valves

Pre-set and other spring ratings available on request.

Maximum Working Pressure:
350 bar



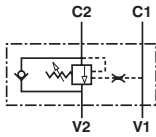
BSPP

0347	Thread	Pressure Range Bar
DASV06	3/8"	10-180
DASV08	1/2"	10-180
DASV12	3/4"	50-350

Tech Sheet 10098

Single Overcentre Valves

1:8 pilot ratio available on request.


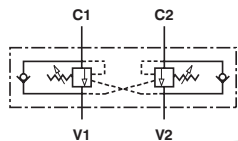


BSPP

0347	Thread	Ratio
SOCV06	3/8"	1:3.1
SOCV08	1/2"	1:3.1
SOCV12	3/4"	1:5.5

Tech Sheet 10099

Double Overcentre Valves



BSPP

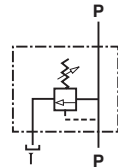
0347	Thread	Ratio
DOCV06	3/8"	1:3.1
DOCV08	1/2"	1:3.1
DOCV12	3/4"	1:5.5

Tech Sheet 10100

Pressure Relief Valves

Pre-set and other spring ratings available on request.

Maximum Working Pressure:
300 bar



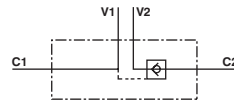
BSPP

0347	Thread	Pressure Range Bar
RV06/180	3/8"	10-180
RV08/180	1/2"	10-180
RV12/180	3/4"	10-180

Tech Sheet 10101

Single Pilot Operated Check Valves

Other cracking pressures available on request.

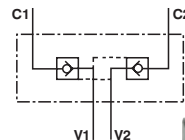


BSPP

0347	Thread	Cracking Pressure Bar	Ratio
POCV04	1/4"	4	1:5.5
POCV06	3/8"	3	1:5.5
POCV08	1/2"	6	1:5

Tech Sheet 10102

Double Pilot Operated Check Valves

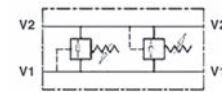


BSPP

0347	Thread	Cracking Pressure Bar	Ratio
DPOCV04	1/4"	4.5	1:5.5
DPOCV06	3/8"	4.5	1:5.5
DPOCV08	1/2"	3	1:4.5

Tech Sheet 10103

Dual Cross Relief Valve



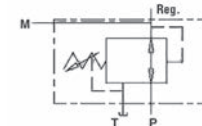
BSPP

0347	Thread	Pressure Range Bar
DCRV04/180	1/4"	10-180
DCRV06/180	3/8"	10-180
DCRV08/180	1/2"	10-180
DCRV012/180	3/4"	10-180

Tech Sheet 10534

Pressure Reducing Valve, Direct Acting

15-55 bar range available on request.




BSPP

0347	Thread	Pressure Range Bar
PREDV06	3/8"	30-165
PREDV08	1/2"	30-165

Tech Sheet 10535

Shuttle Valves



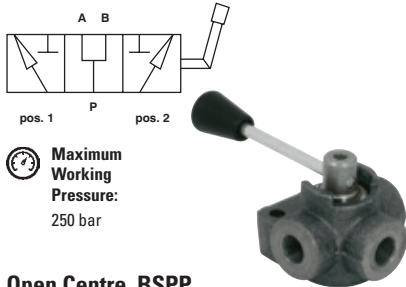
BSPP

0347	Thread	Max Pressure Bar	LPM
SV04	1/4"	450	30
SV06	3/8"	450	45
SV08	1/2"	450	70
SV12	3/4"	350	110

Tech Sheet 10104

3 Way Diverter Valves

Closed centre configuration available on request.



Maximum Working Pressure: 250 bar

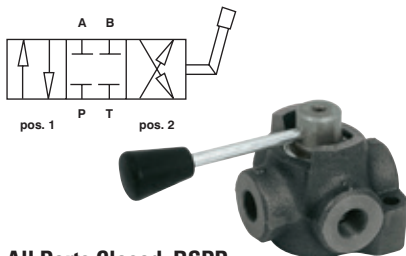
Open Centre, BSPP

0347	Thread	LPM
DV306	3/8"	35
DV308	1/2"	60
DV312	3/4"	100

Tech Sheet 10105

4 Way Diverter Valves

P to T, A and B closed, available on request.




All Ports Closed, BSPP

0347	Thread	LPM
DV406	3/8"	35
DV408	1/2"	60
DV412	3/4"	100

Tech Sheet 10106

Hose Burst Valves

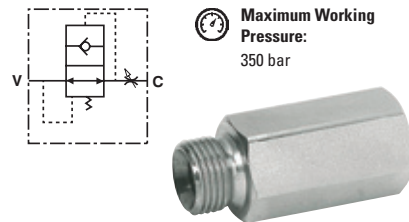


Maximum Working Pressure: 350 bar

Female/Female, BSPP

0347	Thread	LPM
HBVF04	1/4"	25
HBVF06	3/8"	50
HBVF08	1/2"	80
HBVF12	3/4"	140
HBVF16	1"	180

Tech Sheet 10107




Maximum Working Pressure: 350 bar

Male/Female, BSPP

0347	Thread	LPM
HBVMF04	1/4"	25
HBVMF06	3/8"	50
HBVMF08	1/2"	80
HBVMF12	3/4"	140
HBVMF16	1"	180

Tech Sheet 10107



Maximum Working Pressure: 350 bar

Cartridge

0347	To Suit
HBVC04	1/4"
HBVC06	3/8"
HBVC08	1/2"
HBVC12	3/4"

Tech Sheet 10107

Hydraulic Swivel Joints


- Seal Nitrile
- Mounted between a hose assembly and rigid component in order to allow and compensate occasional rotations, preventing hose damage.



90° Swivel, BSPP

0507	Thread	Max Static Pressure Bar	Max Dynamic Pressure Bar
2019-3660	1/4"	400	200
2019-3678	3/8"	400	200
2019-3686	1/2"	300	150
2019-3694	3/4"	300	150
2019-3702	1"	300	100
2019-3703	1.1/4"	300	100
2019-3704	1.1/2"	300	80
2019-3705	2"	250	50

Tech Sheet 849



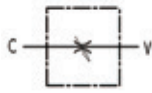
Straight Swivel, BSPP

0507	Thread	Max Rotating Pressure Bar	Max Dynamic Pressure Bar
2019-2639	1/4"	400	200
2019-3629	3/8"	400	200
2019-3637	1/2"	300	150
2019-3645	3/4"	300	150
2019-3652	1"	300	100
2019-3653	1.1/4"	300	100
2019-3654	1.1/2"	300	80
2019-3655	2"	250	50

Tech Sheet 848

THREADED HYDRAULIC VALVES

Barrel Flow Control Valve

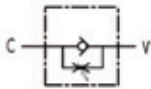


BSPP

0347	Thread	LPM	Max Pressure Bar
BFCV04	1/4"	20	300
BFCV06	3/8"	45	300
BFCV08	1/2"	70	300
BFCV12	3/4"	110	250
BFCV16	1"	160	250

Tech Sheet 10536

Barrel Flow Control Valve, with Check



BSPP

0347	Thread	LPM	Max Pressure Bar
BFCVC04	1/4"	20	300
BFCVC06	3/8"	45	300
BFCVC08	1/2"	70	300
BFCVC12	3/4"	110	250
BFCVC16	1"	160	250

Tech Sheet 10537

Compensated Flow Control Valve

Maximum Working Pressure: 250 bar


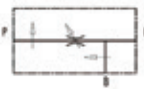


BSPP

0347	Thread	LPM
CFVC04	1/4"	25
CFVC06	3/8"	30
CFVC08	1/2"	45

Tech Sheet 10538

3 Port Flow Control Valve, Ongoing to Pressure



BSPP

0347	Thread	LPM
3FCVP06	3/8"	60
3FCVP08	1/2"	80
3FCVP12	3/4"	120
3FCVP16	1"	200

Tech Sheet 10539

3 Port Flow Control Valve, Excess to Tank

Maximum Working Pressure: 350 bar



BSPP

0347	Thread	LPM
3FCVT06	3/8"	60
3FCVT08	1/2"	80
3FCVT12	3/4"	120

Tech Sheet 10540

2 Way Flow Divider, Cast Iron

Maximum Working Pressure: 250 bar



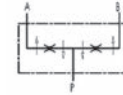
BSPP

0347	Inlet Thread	Outlet Thread	LPM
CFD063	3/8"	3/8"	3
CFD066	3/8"	3/8"	6
CFD0610	3/8"	3/8"	10
CFD0620	3/8"	3/8"	20
CFD0632	3/8"	3/8"	32
CFD0840	1/2"	3/8"	40
CFD0860	1/2"	3/8"	60
CFD0880	1/2"	3/8"	80

Tech Sheet 10541

2 Way Flow Divider, Steel

Maximum Working Pressure: 250 bar



BSPP

0347	Inlet Thread	Outlet Thread	LPM
SFD0610	3/8"	3/8"	10
SFD0620	3/8"	3/8"	20
SFD0840	1/2"	3/8"	40
SFD0860	1/2"	3/8"	60

Tech Sheet 10542

Male Check Valve



BSPP, 1 bar Cracking Pressure

0347	Thread	Max Pressure Bar
MVC04	1/4"	350
MVC06	3/8"	350
MVC08	1/2"	350
MVC12	3/4"	350
MVC16	1"	320
MVC20	1.1/4"	320
MVC24	1.1/2"	320
MVC32	2"	320

Tech Sheet 10543

HYDRAULIC FILTRATION



High Pressure In-line Filters

Features:

- Filter element remains in filter bow
- Environmentally-friendly design
- Bypass valve integral part of filter bow

Benefits

- Avoid use of non-genuine parts
- Less space needed to change/service filter
- Reduces environmental waste by over 50%
- No handling of loose reusable parts
- Easy to integrate in manifold systems
- Lower pressure lost across filter

Typical Applications:

- Mobile working hydraulics
- Mobile drive system
- Pilot line filtration
- Servo controls
- Reverse flow valve application
- Industrial working hydraulics
- Control systems

Also available with various connections:

- SAE flanged
- SAE threaded
- ISO metric
- Manifold mounted



iprotect® glass fibre element as standard

Working Temperature:
-40°C to +100°C


Maximum Working Pressure:
450 bar

EPF Series, 7 bar Bypass

0045	Thread	LPM	Micron
EPF1105QIBPMG081	1/2"	40	5
EPF1110QIBPMG081	1/2"	40	10
EPF2205QIBPMG121	3/4"	140	5
EPF2210QIBPMG121	3/4"	140	10
EPF3205QIBPMG161	1"	250	5
EPF3210QIBPMG161	1"	250	10
EPF4205QIBPMG201	1.1/4"	450	5
EPF4210QIBPMG201	1.1/4"	450	10
EPF5105QIBPMG241	1.1/2"	500	5
EPF5110QIBPMG241	1.1/2"	500	10

Tech Sheet 67979

High Pressure Replacement Elements



2 Micron Element

0045	Manufacturer's Code	To Suit
EPF1-12-2	944418Q	EPF1
EPF2-34-2	944430Q	EPF2
EPF3-1-2	944438Q	EPF3

Tech Sheet 67979

5 Micron Element

0045	Manufacturer's Code	To Suit
EPF1-12-5	944419Q	EPF1
EPF2-34-5	944431Q	EPF2
EPF3-1-5	944439Q	EPF3
EPF4-114-5	944447Q	EPF4

Tech Sheet 67979

10 Micron Element

0045	Manufacturer's Code	To Suit
EPF1-12-10	944420Q	EPF1
EPF2-34-10	944432Q	EPF2
EPF3-1-10	944440Q	EPF3
EPF4-114-10	944448Q	EPF4

Tech Sheet 67979

20 Micron Element

0045	Manufacturer's Code	To Suit
EPF1-12-20	944421Q	EPF1
EPF2-34-20	944433Q	EPF2
EPF5-112-20	944453Q	EPF5

Tech Sheet 67979

High Pressure In-line Filter Accessories



Visual Clogging Indicators

0045	Port Size
FMUM3MVMS08	S08 Cavity

Tech Sheet 67979

- Enclosure class IP65
- Electrical connector DIN 43650
- Overvoltage category II (EN61010-1)




Electrical Clogging Indicators

0045	Port Size
FMUT1MVMS08	S08 Cavity

Tech Sheet 67979

Fluoroelastomer also available



Nitrile Seal Kits

0045	To Suit
EPFSK001	EPF1
EPFSK002	EPF2
EPFSK003	EPF3
EPFSK004	EPF4 & 5

Tech Sheet 67979

HYDRAULIC FILTRATION



Medium Pressure Filters

Features:

- More compact solutions are possible
- Filter element remains in filter bowl during filter servi
- Reduces waste over 50% thanks to reusable element core
- No risk of installation mistake due to a 'foolproof' design
- Easy to integrate into hydraulic manifold solutions

Benefits

- Avoid use of non-genuine parts
- Less space needed to change/service filte
- No handling of loose reusable parts
- Lower pressure lost across filte

Typical Applications:

- Compressor lube oil
- Off-line filter loops
- Machine tools (automotive standard)
- Hydrostatic drive charge pumps
- Mobile equipment
- Pilot lines for servo controls
- Oil patch drilling equipment

Working Temperature:
-20°C to +100°C

Maximum Working Pressure:
70 bar




GMF Series

0045	Thread	LPM	Micron
GMF2110QIVPKG164	1"	55	10
GMF2210QIVPKG164	1"	90	10
GMF3110QIVPKG244	1.1/2"	120	10
GMF3210QIVPKG244	1.1/2"	230	10
GMF4110QIVPKG324	2"	350	10
GMF4210QIVPKG324	2"	530	10

Tech Sheet 67980

Medium Pressure Replacement Elements



10 Micron Element

0045	Manufacturer's Code	To Suit
GMF321-112-10	938909Q	GMF321
GMF411-2-10	938913Q	GMF411

Tech Sheet 67980

Medium Pressure In-line Filter Accessories



Visual Clogging Indicators

0045	Port Size
FMUM3KVMS08	S08 Cavity


Tech Sheet 67980



Electrical Clogging Indicators

0045	Port Size
FMUT1KVMS08	S08 Cavity

Tech Sheet 67980



Nitrile Seal Kits

0045	To Suit
930000140	GMF21 & 22
930000141	GMF31 & 32
930000142	GMF41 & 42

Tech Sheet 67980

Viton Seal Kits

0045	To Suit
930000149	GMF21 & 22
930000150	GMF31 & 32
930000151	GMF41 & 42

Tech Sheet 67980

Gauge Isolator Valves

Designed to prevent pressure gauge damage and extend gauge life. The gauge isolator valve when installed between gauge and pressure line protects the pressure gauge from continuous hydraulic pressure, surges or shock loads.

Single Station:

Cast iron and steel. Knurled aluminium knob twist to lock or push to read type.

Maximum W/P:
350 bar

Port Size:
Single station = G1/4

Weight:
Single station = 0.90kg



Single Station

0045	Description	Port Size
G11414	Push to Read	1/4"

Modular Filler Breathers

Construction:

Moulded in non-corrodible glass-filled nylon combining strength with lightweight design.

Options:

- Single 63mm diameter hole filler breather installation that eliminates drilled and tapped holes using self-locking clamps
- 6 hole filler breather installation that uses 6 x No. 10 thread forming screws
- 3 hole filler breather installation that uses 3 x No. 10 thread forming screws



Filtration: Expanded polyurethane foam, 10 micron.

Seals: Nitrile.

Un-pressurised, 10 Micron

0045	Description
AB98210011UC	Single Hole
AB98810011UC	6 Hole
AB68118	3 Hole

Tech Sheet 636

Screw-on Type Air Breather (IP65)

Manufactured from non-corrodible glass filled nylon



Un-pressurised 10 Micron, BSPP, 101mm Diameter

0045	Thread
AB98410101UC	3/4"

Tech Sheet 636

Manufactured from in glass filled nylon and glass-coupled polypropylene.

Un-pressurised 10 Micron, BSPP, 70mm Diameter

0045	Thread
SAB6101	G1/2
SAB7101	G3/4

Suction Strainers

Construction:

- Stainless steel media 30% glass-filled nylon hea
- Zintec centre tube and end cap
- Epoxy adhesives

Filter Media: 125 micron.

Flow Range: 15-500 L/min.

Mounting Threads: G1/2 up to G3

Maximum Working Temperature:
+90°C



BSPP, Without Bypass

0045	Old Ref	Thread	LPM
SE1319	SS1A1S1AP	1/2"	15
SE1320	SS1B2A1AP	3/4"	25
SE1457	SS1B3A1AP	1"	50
SE1323	SS1C4A1AP	1.1/2"	95
SE1324	SS1C5A1AP	1.1/2"	130
SE1326	SS1C6A1AP	2"	180
SE1219	SS1D7A1AP	2"	225
SE1221	SS1D9A1AP	3"	500

Tech Sheet 60433

BSPP, With Bypass

0045	Thread	LPM
SE5100	1/2"	15
SE5101	3/4"	25
SE5102	1"	50
SE5103	1.1/2"	95
SE5104	1.1/2"	130
SE5105	2"	180
SE5106	2"	225
SE5107	2.1/2"	350
SE5108	3"	500

Tech Sheet 60433

For Pneumatic Valves & Accessories
see page 564

HYDRAULIC FILTRATION



Maxiflo

Seal: Nitrile

Filter Bowl Material: Steel

Fluids: Mineral oils

Filter Head Material: Aluminium LM24

 **Working Temperature:**
-30°C to +90°C

 **Maximum Working Pressure:**
7 bar



BSPP

0045	Thread	LPM	Material
MXA9551424	1.1/4"	160	Microglass
MXA9511424	1.1/4"	160	Paper



Replacement Elements

0045	Model	Quantity
MXR8550	MXA8551424	1
MX1518410X4	MXA8551223, MX8551023 & 12PS10CTV1R2B	4
MXR9560	MXA9561424	1
MXR9550	MXA9551424	1
MX1591.4.10X4	MXA9511424 & MXA9511223	4

Mini Pressure Filter

- Compact, robust and easy to install
- Manufactured in high quality brass
- 10µ, 25µ, and 125µ elements
- No indicator filter
- G1/4 ports
- For use in lubrication, high pressure water and oil burner systems
- Reliable protection of low flow pilot valve
- Suitable for use with mineral and petroleum based fluid
- Nitrile seal



Filtration Media:

10 micron (nominal) Nitrile phenolic resin impregnated cellulose.

25µ, 40µ and 125µ (nominal) stainless steel.

Please note: HPR1719 and HPR1819 elements are not stainless steel, they are paper with tin end caps.

 **Working Temperature:**
-30°C to +90°C

 **Maximum Working Pressure:**
280 bar

Filters

0045	Old Ref	Micron	LPM
HPA1619100	HP122910	10	6
HPA1719100	HP122925	25	17
HPA1819100	HP122940	40	18

Replacement Elements

0045	Old Ref	To Suit
HPR1619	R122910	HPA1619100
HPR1719	R122925	HPA1719100
HPR1819	R122940	HP1819100

In-line Spin-on Filters

- Paper and glass fibre element medi
- Spin-on disposable canisters
- Suitable for suction and return line applications
- Flow rates to 350 L/min.
- Bypass
- Visual indicator

Seals: Buna Nitrile.

Filter Head Material: Aluminium alloy.

Fluids: Compatible with hydraulic oils, coolant fluids and petroleum based fluids

Filter Bowl Material: Steel.

Element Media:

10CT = 10 micrometer nominal filtration (resin impregnated cellulose).

10BT = 10 micrometer absolute filtration (glass fibre composite material).

Indication:

42mm dia gauge: (0-12 bar. Return line). 0-76cm. Hg Suction line.

 **Working Temperature:**
-30°C to +100°C

 **Maximum Working Pressure:**
7 bar



10BT, BSPP

0045	Thread	LPM Suction & Return
12PS10BTV1R2B	3/4"	65

Replacement Elements

0045	To Suit
926501	12PS10BTV1R2B

Diffusers

Construction:

- Zintec body, 30% glass-filled nylon head
- Zintec end cap
- Epoxy adhesives

Flow Range:

50 L/min up to 454 L/min.

Mounting Threads:

3/4" up to 2".

Designed to reduce fluid aeration, foaming and reservoir noise in fluid systems, extends pump life by reducing cavitation to pump inlet, ranging from 50-454 L/min and port sizes G3/4 up to G2. Suitable for all mineral base fluids



BSPP

0045	Thread	LPM
2210	3/4"	50
2201	1"	114
2202	1.1/2"	227
2203	2"	454

Tank Top Filters

Working Temperature:
-30°C to +90°C

Maximum Working Pressure:
280 bar



1" BSPP

0045	LPM	Bypass PSIG	Micron
FTB1A100V25G16X	120	25	10
Tech Sheet 1338			

1" BSPP, Replacement Element

0045	Description	Micron
FTBE2A20Q	Replacement Element	20

Tanktopper offers a total filtration solution with integrated air breathe . Patented LEIF elements safeguard filtration qualit .

Working Temperature:
-40°C to +80°C

Maximum Working Pressure:
10 bar



Tanktopper Series

0045	Thread	LPM
TPR110QLBP2EG12E	3/4"	40
TPR510QLBP2E2G20	1.1/4"	120
TPR710QLBP2E2G24	1.1/2"	250
Tech Sheet 60430		

TTF features pre-filtration by means of a magnet column
Flow from inside to out.

Working Temperature:
-40°C to +100°C

Maximum Working Pressure:
10 bar



TTF Series

0045	Thread	LPM
TF310QLBP2EG121	3/4"	90
TF610QLBP2EG203	1.1/2"	170
TF810QLBP2EG243	1.1/2"	300
TF1010QLBP2HG24A	1.1/2"	500
Tech Sheet 60431		

Compact tank top mounted return line filte .
Filter element can be used for direct screw-in mounting with co-polymer reservoirs.
Inside to out flow avoids re-contamination of the system

Working Temperature:
-20°C to +100°C

Maximum Working Pressure:
10 bar



PT Tank Top Mounted Filter Series

0045	Thread	LPM
PT2110QBPGG124	3/4"	25
PT2210QBPGG124	3/4"	50
PT4110QBPGG164	1"	110
PT4210QBPGG164	1"	175
Tech Sheet 60432		

Non-corrodible In-line Filter



Working Temperature:
-30°C to +80°C

Maximum Working Pressure:
7 bar

Oil, BSPP

0045	Thread
IL1151	1"
Tech Sheet 1340	

Replacement Element for Oil

0045	
R76115	
Tech Sheet 1340	

Water, BSPP

0045	Thread
IL1251	1"
Tech Sheet 1340	

Replacement Element for Water

0045	
R76125	
Tech Sheet 1340	

HYDRAULIC FLOW METERING

Easiflow Meter

Working Temperature:
+5°C to +80°C
+60°C with water

Maximum Working Pressure:
10 bar

- Oil and water calibrated
- Works in any plane
- Pressures up to 10 bar
- Switches – Fully adjustable flow rate signalling
- Plant and equipment protection
- Switches – Colour coded by application and AC/DC options

Construction:

Cone: Acetal
Viewing Glass: Borosilicate glass
Calibrated Spring: Stainless steel
Seal: Nitrile
Body: Glass filled nylo
Flow Range: 1-150 L/min
Viscosity Range: 10-200 centistokes
Accuracy: ±5% FSD
Repeatability: ±1% FSD
Connections: 1" BSPP
Weight: 0.4kg



Oil

0045	LPM
EFL0301	2-30
EFL0501	4-50
EFL1001	5-100
EFL1501	10-150



Water

0045	LPM
EFW0152	1-15
EFW0302	2-30
EFW0502	4-50
EFW1002	5-100
EFW1502	10-150

Fluid Level & Temperature Gauges

Working Temperature:
-30°C to +90°C

Maximum Working Pressure:
1 bar


Construction:

- Lens transparent polyamide
- Lens base nylon 66
- No aluminium content
- Shroud high impact polystyrene

Seals: Nitrile.

Fluid Compatibility:

Mineral and petroleum based fluids



Fluid Level

0045	Centres mm	Thread
FL111	76	M10
FL211	127	M10
FL311	254	M10
FL112	76	M12
FL212	127	M12
FL312	254	M12

Tech Sheet 10301

Fluid Level Temperature

0045	Centres mm	Thread
FLT121	76	M10
FLT221	127	M10
FLT321	254	M10
FLT112	76	M12
FLT212	127	M12
FLT312	254	M12

Tech Sheet 10301

Dataflow In-line Flow Indicator

Working Temperature:
+5°C to +80°C Oil
+5°C to +60°C Water

Maximum Working Pressure:
10 bar Oil/water

- Indicator gives flow visibility
- Works in any plane
- Accepts reverse flow
- Indicates flow from 2-150 L/min



Indicator

0045	Description
DFI900	Dataflow Indicator

Tech Sheet 1341

Hydraulic Test Unit

Hydraulic test units are designed specifically for the speedy diagnosis of hydraulic circuit faults in mobile, marine and industrial systems using normal range of mineral oils, their rugged construction based mainly on mild steel, manganese bronze and acrylic materials makes them ideally suited for arduous use in the field. Each unit is supplied in a convenient carrying case providing full protection and additional storage space for fittings. Because they need no power source such as batteries etc, they are always ready for instant use.



The scale on the flow meter can be rotated to ensure visibility in any situation and the installed attitude is not critical, though whenever possible the unit should be monitored with pressure gauge vertical and gauge case relief valve uppermost. **The unit is designed for flow to be in the direction of the arrow on the flow meter scale and must not be installed with the flow reversed**

Safety

An axial flow restrictor valve is fitted which can be adjusted under full load from open to fully closed, and to complete the specification, a safety blow out disc, set to operate at 455 bar is fitted to the manifold in a position facing away from the operator when reading the gauges normally. Two spare blow out discs are supplied which are easily replaced by removing the hexagonal plug on the gauge manifold.

- Speedy diagnosis of hydraulic circuit faults
- Flows ranging from 2-360 L/min
- Measuring flow, pressure and temperature
- Portable. No power source required
- Hydrotrac unit for flows from 2-110 L/min available

Working Temperature:
0°C to +100°C
Flow Range:
10-110 L/min

Maximum Working Pressure:
350 bar

BSPP

0045	Thread
4121	3/4"

HYDRAULIC FLOW METERING



Dataflow 4-20mA & Pulse Output Flow Transmitters



- Pulse output available for totalising/batching
- Works in any plane
- Accepts reverse flow
- Maximum flow 150 L/min
- Negligible pressure drop
- Pressures up to 10 bar
- Low cost. Simple to install
- For use with most liquids
- DIN connection

Construction:

Borosilicate glass tube, Nitrile seals.

Body: Glass filled nylon
Rotor and Locator: Acetal.
Washers and shaft: Stainless steel.
Rotor Tips: Stainless steel.

Minimum Flow:

2 L/min (Max 150 L/min). Accepts reverse flow.

Accuracy: ±2%.

Connection: 1" BSPP.

Weight: 0.7kg.

Calibration 4-20mA:

4-20mA = 0-100 L/min on water.
 4mA = 0 L/min, 20mA = 100 L/min.

Pulse Output: K factors CE.

Oil: 51.14 pulses per litre.
 Water: 44.25 pulses per litre.

Electrical Details:

4-20mA:

Supply = 24V DC. Output = 4-20mA.

Pulse Output:

Supply = 24V DC-pulse output.
 (open collector transistor).


Working Temperature:
 +5°C to +80°C Oil
 +5°C to +60°C Water

Maximum Working Pressure:
 10 bar oil/water

Dataflow Transmitters

0045	Description
DFT980	Dataflow Pulse Output Transmitter

Loflow Oil, Water & Air Flowmeters



- Flow measurement from 7.0 ml/min to 22 L/min
- Easy to read, permanent printed scales
- Large scale definition for precise measurement
- Easy panel mounting assembly
- Negligible pressure drop characteristics
- 10 bar pressure rating

Construction:

Body: Grillon TR55.
Back Body: ABS7020.
Ball Retainer: ABS7020.
Back Panel: PVC.

Accuracy: ±2% FSD.

Repeatability: ±1%.

Connections:

Inlet 1/4" or 3/4" tapered threads.
 Outlet 3/4" tapered threads.

Typical Applications:

- Monitoring inert gases for the welding industry
- Pollution monitoring
- Pharmaceutical industry
- Filtration systems
- Hospital equipment for water applications
- Water treatment
- Swimming pools

Water BSPT, Inlet

0045	Media	Thread	LPM	Float Material
LF2020	Water	3/4"	0.2-2.0	Acetal
LF2100	Water	3/4"	1.5-10.0	S/S
LF2220	Water	3/4"	2.0-22.0	S/S

Tech Sheet 10321

Air BSPT, Inlet

0045	Media	Thread	LPM	Float Material
LF3007E	Air	1/4"	1-7.0	Acetal
LF3050E	Air	3/4"	10-50.0	Acetal
LF3135E	Air	3/4"	20-135.0	Acetal
LF3330E	Air	3/4"	1.5-5.5 l/sec	S/S
LF3720E	Air	3/4"	1-12.0 l/sec	S/S

Tech Sheet 10321

Oil BSPT, Inlet

0045	Media	Thread	LPM	Float Material
LF1002	Oil	3/4"	0.010-0.20	S/S
LF1009	Oil	3/4"	0.1-0.9	Acetal
LF1090	Oil	3/4"	1.0-9.0	S/S

Tech Sheet 10321

Flowline Oil & Water Calibrated Flowmeters, Stainless Steel

- For flow measurement of corrosive or chemical media
- Works in any position
- Pressure up to 350 bar (5000psi)
- Flows up to 360 L/min
- Direct reading

Construction:

Stainless steel to BS970 316S

Calibration:

Oil = Specific gravity 0.856 at 20°
 Water = Specific gravity 1.0 at 20°

Viscosity Range: 10-200 centistokes

Accuracy: ±5% FSD

Repeatability: ±1% FSD

Minimum Scale: ±1% FSD 10% FSD.

Connections: BSPP

Seal: Viton

Wetted Parts:

Body, Thread, Adaptor, Piston etc:
 Cone Locknut Stainless steel BS 970316S 16

Magnet Encapsulation:

Stainless steel BS970/1:1991:316S31

Spring: Stainless steel to BS2056 EN58J



Working Temperature:
 -20°C to +105°C

Maximum Working Pressure:
 350 bar

Stainless Steel, BSPP, Red - Oil

0045	Thread	LPM	Max Pressure Bar
FM26332112	3/4"	5-55	350
FM26332212	3/4"	10-110	350

Stainless Steel, BSPP, Yellow - Water

0045	Thread	LPM	Max Pressure Bar
FM26332122	3/4"	5-55	350
FM26332222	3/4"	10-110	350

FLOW METERING



Compressed Air Flowmeters, Brass

Working Temperature:
-20°C to +90°C

Maximum Working Pressure:
41 bar

- Calibrated for direct reading of compressed air at 7 bar
- Works in any plane
- Calibrated at 7 bar and 20°C
- Flow ranges from 2-600 SCFM
- Maximum working pressure 41 bar

Construction:
Brass Body to BS2874 CZ114

Calibration:
Oil = Specific gravity 0.856 at 20°C
Water = Specific gravity 1.0 at 20°C

Viscosity Range: 10-200 centistokes

Accuracy: ±5% FSD

Repeatability: ±1% FSD

Minimum Scale: 10% FSD

Connections: BSPP

- Works in any position
- Flows up to 1100 L/min
- Direct reading
- Relatively insensitive to viscosity changes
- Oil or water calibrated



Brass, Blue - Air, BSPP

0045	Thread	SCFM	LPS
FM26223132	1/2"	5-50	2-25
FM26223232	1/2"	10-110	5-50

Flowline Oil & Water Calibrated Flowmeters, Brass

Working Temperature:
-20°C to +90°C

Maximum Working Pressure:
350 bar

Construction:
Brass body to BS2874 CZ114

Calibration:
Oil = Specific gravity 0.856 at 20°C

Viscosity Range: 10-200 centistokes

Accuracy: ±5% FSD

Repeatability: ±1% FSD

Minimum Scale: 10% FSD

Connections: BSPP

- Works in any position
- Pressure up to 350 bar (5000psi)
- Flows up to 360 L/min
- Direct reading
- Relatively insensitive to viscosity changes



Brass, Red - Oil, BSPP

0045	Thread	LPM	Max Pressure Bar
FM26122212	1/4"	0.5-4.5	350
FM26222112	1/2"	2-20	350
FM26322112	3/4"	5-55	350
FM26322212	3/4"	10-110	350

spradow
german engineering at your service

Customers who bought from this page also purchased
Hydraulic Test Points
see pages **268-272**



Tank Top Return Filter



1 bar By-pass,
7 bar Working Pressure, BSPP

0347	Thread	Micron
TTF-08B-10	1/2"	10
TTF-08B-25	1/2"	25
TTF-12B-10	3/4"	10
TTF-12B-25	3/4"	25
TTF-16B-10	1"	10
TTF-16B-25	1"	25
TTF-20B-10	1.1/4"	10
TTF-20B-25	1.1/4"	25

Tech Sheet 10051



Replacement Element
to suit TTF Housing

0347	To Suit	Micron
TTE-08-10	1/2"	10
TTE-08-10-A	1/2"	10ABS
TTE-08-25	1/2"	25
TTE-12-10	3/4"	10
TTE-12-10-A	3/4"	10ABS
TTE-12-25	3/4"	25
TTE-16-10	1"	10
TTE-16-10-A	1"	10ABS
TTE-16-25	1"	25
TTE-20-10	1.1/4"	10
TTE-20-10-A	1.1/4"	10ABS
TTE-20-25	1.1/4"	25

Tech Sheet 10051

Suction Strainers



149 Micron,
Nylon, BSPP

0347	To Suit	LPM
SS020-08	1/2"	20
SS030-12	3/4"	30
SS040-16	1"	40
SS080-20	1.1/4"	80
SS120-24	1.1/2"	120
SS200-24	1.1/2"	200
SS200-32	2"	200
SS300-40	2.1/2"	300
SS400-48	3"	400

Tech Sheet 10052




149 Micron,
Aluminium, BSPP

0347	To Suit	LPM
SSA020-08	1/2"	20
SSA028-12	3/4"	28
SSA040-16	1"	40
SSA060-20	1.1/4"	60
SSA080-24	1.1/2"	80
SSA120-24	1.1/2"	120
SSA160-32	2"	160
SSA200-32	2"	200
SSA300-40	2.1/2"	300
SSA400-40	3"	400

Tech Sheet 20010

TTF Seal Kit



Seal Kit to suit TTF Housing

0347	To Suit
TTF-SK-08	1/2"
TTF-SK-12	3/4"
TTF-SK-16	1"
TTF-SK-20	1.1/4"

Return Line Diffuser



BSPP

0347	Thread	LPM
RLD-12	3/4"	50
RLD-16	1"	100
RLD-20	1.1/4"	200
RLD-24	1.1/2"	300
RLD-32	2"	400
RLD-40	2.1/2"	500
RLD-48	3"	600

Tech Sheet 10053

Aluminium In-line Heavy-duty Return Filter

Suction and no by-pass models
available on request

Maximum Working
Temperature:
+80°C

Maximum Working
Pressure:
20 bar



1 bar By-pass, BSPP

0347	Thread	Micron
ILRF1-08-10	1/2"	10
ILRF1-08-25	1/2"	25
ILRF2-12-10	3/4"	10
ILRF2-12-25	3/4"	25
ILRF2-16-10	1"	10
ILRF2-16-25	1"	25
ILRF3-20-10	1.1/4"	10
ILRF3-20-25	1.1/4"	25
ILRF3-24-10	1.1/2"	10
ILRF3-24-25	1.1/2"	25

Tech Sheet 10215

Absolute and stainless steel mesh
elements available on request



Replacement Element
to suit ILFR*

0347	To Suit	Micron
ILFE-1-10	ILFR1	10
ILFE-1-25	ILFR1	25
ILFE-2-10	ILFR2	10
ILFE-2-25	ILFR2	25
ILFE-3-10	ILFR3	10
ILFE-3-25	ILFR3	25

Tech Sheet 10215

HYDRAULIC ACCESSORIES



Spin-on Filter Assemblies

- Disposable spin-on element
- Die-cast aluminium head
- 5 sizes, flows to 200 L/min
- 2232 Bypass standard 1 bar (suction 0.2 bar)
- For use with mineral/petroleum based oils

Maximum Working Temperature:
+80°C

Maximum Working Pressure:
10 bar



In-line Return, BSPP

0347	Thread	Micron	LPM
SPR08-10-35	1/2"	10	35
SPR08-10-70	1/2"	10	70
SPR08-10-100	1/2"	10	100
SPR08-25-35	1/2"	25	35
SPR08-25-70	1/2"	25	70
SPR08-25-100	1/2"	25	100
SPR12-10-35	3/4"	10	35
SPR12-10-70	3/4"	10	70
SPR12-10-100	3/4"	10	100
SPR12-25-35	3/4"	25	35
SPR12-25-70	3/4"	25	70
SPR12-25-100	3/4"	25	100
SPR16-10-35	1"	10	35
SPR16-10-70	1"	10	70
SPR16-10-100	1"	10	100
SPR16-25-35	1"	25	35
SPR16-25-70	1"	25	70
SPR16-25-100	1"	25	100
SPR20-10-150	1.1/4"	10	150
SPR20-10-200	1.1/4"	10	200
SPR20-25-150	1.1/4"	25	150
SPR20-25-200	1.1/4"	25	200

Tech Sheet 10054

In-line Suction, BSPP

0347	Thread	Micron	LPM
SPS08-10-35	1/2"	10	35
SPS08-10-70	1/2"	10	70
SPS08-10-100	1/2"	10	100
SPS08-25-35	1/2"	25	35
SPS08-25-70	1/2"	25	70
SPS08-25-100	1/2"	25	100
SPS12-10-35	3/4"	10	35
SPS12-10-70	3/4"	10	70
SPS12-10-100	3/4"	10	100
SPS12-25-35	3/4"	25	35
SPS12-25-70	3/4"	25	70
SPS12-25-100	3/4"	25	100
SPS16-10-35	1"	10	35
SPS16-10-70	1"	10	70
SPS16-10-100	1"	10	100
SPS16-25-35	1"	25	35
SPS16-25-70	1"	25	70
SPS16-25-100	1"	25	100
SPS20-10-150	1.1/4"	10	150
SPS20-10-200	1.1/4"	10	200
SPS20-25-150	1.1/4"	25	150
SPS20-25-200	1.1/4"	25	200

Tech Sheet 10054

Visual Indicator



Return, NPT

0347	Thread
VRG	1/8"

Tech Sheet 10054



Suction, NPT

0347	Thread
VSG	1/8"

Tech Sheet 10054

Return/Suction In-line Spin-on Filter Heads



Working Pressure 10 bar, BSPP Post, BSPP Ports

0347	Thread	Description
SRFH-08	1/2"	Return
SSFH-08	1/2"	Suction
SRFH-12	3/4"	Return
SSFH-12	3/4"	Suction
SRFH-16	1"	Return
SSFH-16	1"	Suction
SRFH-20	1.1/4"	Return
SSFH-20	1.1/4"	Suction

Tech Sheet 10054

Spin-on Element to suit S*FH



BSPP

0347	To Suit	Micron	LPM
SE-035-10-12	1/2"	10	35
SE-035-10A-12	1/2"	10ABS	35
SE-035-25-12	1/2"	25	35
SE-070-10-12	3/4"	10	70
SE-070-10A-12	3/4"	10ABS	70
SE-070-25-12	3/4"	25	70
SE-100-10-12	1"	10	100
SE-100-10A-12	1"	10ABS	100
SE-100-25-12	1"	25	100
SE-150-10-20	1.1/4"	10	150
SE-150-25-20	1.1/4"	25	150
SE-200-10-20	1.1/4"	10	200
SE-200-25-20	1.1/4"	25	200

Tech Sheet 10054

HIGH PRESSURE HYDRAULIC FILTRATION



Pressure line filters are an essential part in most hydraulic systems. When the hydraulic components are sophisticated, with close tolerances and a regulation function (not simply that of control), the use of filters in the pressure lines is a must.

The UFI Hydraulic Division pressure filters are named 'COMPO CARE' because they take care of system components, ensuring the recommended cleanliness levels. Filter elements are manufactured from glass fibre and cellulose media

Materials:

- Cast iron head
- Steel bowl
- Steel bypass valve
- NBR nitrile seals (FKM fluoroelastomer on request)
- Brass indicator housing

Pressures: (ISO 10771-1:2002)

- Maximum working: 42 MPa (420 bar)
- Test: 62 MPa (620 bar)
- Bursting: 126 MPa (1.260 bar)
- Collapse differential for the filter element (ISO 2941):
 - Series standard 2 MPa (20 bar)
 - Series H+ 21 MPa (210 bar)

PB Series Filters, 420 bar

Working Temperature:
-25°C to +110°C

Maximum Working Pressure: 420 bar

BSPP Ported, No Indicator, Bypass 6 bar, 5 Micron

0526	Thread	Filter Element Size
FPB12B04CNFA03EX	1/2"	12
FPB13B06CNFA03EX	3/4"	13
FPB21B08CNFA03EX	1"	21
FPB31B10CNFA03EX	1.1/4"	31
FPB33B12CNFA03EX	1.1/2"	33
FPB34B12CNFA03EX	1.1/2"	34

Tech Sheet 68074

BSPP Ported, No Indicator, Bypass 6 bar, 12 Micron

0526	Thread	Filter Element Size
FPB12B04CNFC03EX	1/2"	12
FPB13B06CNFC03EX	3/4"	13
FPB21B08CNFC03EX	1"	21
FPB31B10CNFC03EX	1.1/4"	31
FPB33B12CNFC03EX	1.1/2"	33
FPB34B12CNFC03EX	1.1/2"	34

Tech Sheet 68074



BSPP Ported, No Indicator, Bypass 6 bar, 7 Micron

0526	Thread	Filter Element Size
FPB12B04CNFB03EX	1/2"	12
FPB13B06CNFB03EX	3/4"	13
FPB21B08CNFB03EX	1"	21
FPB31B10CNFB03EX	1.1/4"	31
FPB33B12CNFB03EX	1.1/2"	33
FPB34B12CNFB03EX	1.1/2"	34

Tech Sheet 68074

BSPP Ported, No Indicator, Bypass 6 bar, 21 Micron

0526	Thread	Filter Element Size
FPB12B04CNFD03EX	1/2"	12
FPB13B06CNFD03EX	3/4"	13
FPB21B08CNFD03EX	1"	21
FPB31B10CNFD03EX	1.1/4"	31
FPB33B12CNFD03EX	1.1/2"	33
FPB34B12CNFD03EX	1.1/2"	34

Tech Sheet 68074

The UFI Hydraulic Division clogging indicators give an exact indication of the proper time to replace the filter element



Clogging Indicators, Visual

0526	Cracking Pressure Bar
5E-PBIND	5
5F-PBIND	8

Tech Sheet 68074



Clogging Indicators, Electrical

0526	Cracking Pressure Bar
6E-PBIND	5
6F-PBIND	8

Tech Sheet 68074



Clogging Indicators, LED Electrical, 24V

0526	Cracking Pressure Bar
7E-PBIND	5
7F-PBIND	8


Tech Sheet 68074

Replacement Fibre Elements

0526	Filter Element Size	Micron
EPB12NFA	12	5
EPB12NFB	12	7
EPB12NFC	12	12
EPB12NFD	12	21
EPB13NFA	13	5
EPB13NFB	13	7
EPB13NFC	13	12
EPB13NFD	13	21

0526	Filter Element Size	Micron
EPB21NFA	21	5
EPB21NFB	21	7
EPB21NFC	21	12
EPB21NFD	21	21
EPB31NFA	31	5
EPB31NFB	31	7
EPB31NFC	31	12
EPB31NFD	31	21

0526	Filter Element Size	Micron
EPB33NFA	33	5
EPB33NFB	33	7
EPB33NFC	33	12
EPB33NFD	33	21
EPB34NFA	34	5
EPB34NFB	34	7
EPB34NFC	34	12
EPB34NFD	34	21



HIGH PRESSURE HYDRAULIC FILTRATION



The UFI Hydraulic Division pressure filters are named 'COMPO CARE' because they take care of system components, ensuring the recommended cleanliness levels.

Filter elements are manufactured from glass fibre and cellulose media

Materials:

- Anodized aluminium alloy housing
- Steel bypass valve
- NBR nitrile seals (FKM fluoroelastomer on request)
- Brass indicator housing

Pressures: (ISO 10771-1:2002)

- Maximum working: 21 MPa (210 bar)
- Test: 33 MPa (330 bar)
- Bursting: 66 MPa (660 bar)
- Collapse differential for the filter element (ISO 2941): 2,1 MPa (21 bar)

Compatibility: (ISO 2943:1999)

- Full with fluids: HH-HL-HM-H -HTG (according to ISO 6743/4)

PM Series Filters, 210 bar

Working Temperature:
-25°C to +110°C

Maximum Working Pressure: 210 bar



BSPP Ported, No Indicator, Bypass 6 bar, 5 Micron

0526	Thread	Filter Element Size
FPM21B04CNFA03XX	1/2"	21
FPM22B06CNFA03XX	3/4"	22
FPM22B08CNFA03XX	1"	22

Tech Sheet 68075

BSPP Ported, No Indicator, Bypass 6 bar, 7 Micron

0526	Thread	Filter Element Size
FPM21B04CNFB03XX	1/2"	21
FPM22B06CNFB03XX	3/4"	22
FPM22B08CNFB03XX	1"	22

Tech Sheet 68075



Replacement Fibre Elements

0526	Filter Element Size	Micron
EPB22NFA	22	5
EPB22NFB	22	7
EPB22NFC	22	12
EPB22NFD	22	21

Tech Sheet 68075

BSPP Ported, No Indicator, Bypass 6 bar, 12 Micron

0526	Thread	Filter Element Size
FPM21B04CNFC03XX	1/2"	21
FPM22B06CNFC03XX	3/4"	22
FPM22B08CNFC03XX	1"	22

Tech Sheet 68075

BSPP Ported, No Indicator, Bypass 6 bar, 21 Micron

0526	Thread	Filter Element Size
FPM21B04CNFD03XX	1/2"	21
FPM22B06CNFD03XX	3/4"	22
FPM22B08CNFD03XX	1"	22

Tech Sheet 68075



For **Clogging Indicators**
see page 257

Materials:

- Aluminium alloy head
- Steel bowl
- NBR nitrile bypass valve (FKM fluoroelastomer on request)
- NBR nitrile seals (FKM fluoroelastomer on request)
- Brass indicator housing

Compatibility: (ISO 2943:1999)

- Full with fluids: HH-HL-HM-H -HTG (according to ISO 6743/4)

Pressures:

- (ISO 10771-1:2002)
- Maximum working: 5 MPa (50 bar)
 - Fatigue test: 0-5 Mpa (0-50 bar) 1 million cycles
 - Collapse differential for the filter element (ISO 2941): 1 MPa (10 bar)

PG Series Filters, 50 bar

Working Temperature:
-25°C to +110°C

Maximum Working Pressure: 50 bar



BSPP Ported, No Indicator, Bypass 3.5 bar, 12 Micron

0526	Thread	Filter Element Size
FPG20B06DNFC03CX	3/4"	20
FPG21B06DNFC03CX	3/4"	21
FPG22B08DNFC03CX	1"	22
FPG31B10DNFC03CX	1.1/4"	31

Tech Sheet 68076

BSPP Ported, No Indicator, Bypass 6 bar, 21 Micron

0526	Thread	Filter Element Size
FPG20B06DNFD03CX	3/4"	20
FPG21B06DNFD03CX	3/4"	21
FPG22B08DNFD03CX	1"	22
FPG31B10DNFD03CX	1.1/4"	31

Tech Sheet 68076



Replacement Fibre Elements

0526	Filter Element Size	Micron
EPG20NFA	20	5
EPG20NFB	20	7
EPG20NFC	20	12
EPG20NFD	20	21
EPG21NFA	21	5
EPG21NFB	21	7
EPG21NFC	21	12
EPG21NFD	21	21
EPG22NFA	22	5
EPG22NFB	22	7
EPG22NFC	22	12
EPG22NFD	22	21
EPG31NFA	31	5
EPG31NFB	31	7
EPG31NFC	31	12
EPG31NFD	31	21

Tech Sheet 68076

HYDRAULIC FILTRATION



The UFI Hydraulic Division return filters are named 'ANK CARE' because they take care of the oil returning into the tank, ensuring the fluid cleanliness level to be within the required values. Nominal flow rates up to 2.400 L/mi (635 GPM). Degree of filtration is from 5µm(c) to 90µm. Filter elements are glass fibre, cellulose and metal wire mesh media.

Materials:

- Aluminium alloy head and cover
- Polyamide bowl for FRA21-31-32-33-41
- Zinc-plated steel bowl for FRA41-42-51-52-53-5D
- Polyamide bypass valve
- NBR nitrile seals (FKM fluoroelastomer on request)
- Brass indicator housing

Compatibility: (ISO 2943:1999)

- Full with fluids: HH-HL-HM-H -HTG (according to ISO 6743/4)

RA Series Filters, Tank Return

Working Temperature:
-25°C to +110°C

Maximum Working Pressure: 3 bar

BSPP Ported, Visual Indicator, Bypass 1.7 bar, 12 Micron

0526	Thread	Filter Element Size
FRA21B04BNFC32WX	1/2"	21
FRA31B06BNFC32WX	3/4"	31
FRA32B08BNFC32WX	1"	32
FRA41B10BNFC32WX	1.1/4"	41
FRA51B12BNFC32WX	1.1/2"	51
FRA53B16BNFC32WX	2"	53

Tech Sheet 68077



BSPP Ported, Visual Indicator, Bypass 1.7 bar, 21 Micron

0526	Thread	Filter Element Size
FRA21B04BNFD32WX	1/2"	21
FRA31B06BNFD32WX	3/4"	31
FRA32B08BNFD32WX	1"	32
FRA41B10BNFD32WX	1.1/4"	41
FRA51B12BNFD32WX	1.1/2"	51
FRA53B16BNFD32WX	2"	53



Replacement Fibre Elements

0526	Filter Element Size	Micron
ERA21NFC	21	12
ERA31NFC	31	12
ERA32NFC	32	12
ERA41NFC	41	12
ERA51NFC	51	12
ERA53NFC	53	12
ERA21NFD	21	21
ERA31NFD	31	21
ERA32NFD	32	21
ERA41NFD	41	21
ERA51NFD	51	21
ERA53NFD	53	21

Materials:

- Aluminium alloy head
- Steel spin-on cartridge
- Polyamide bypass valve
- NBR nitrile seals (FKM fluoroelastomer on request)
- Brass indicator housing

Pressures: (ISO 10771-1:2002)

- Maximum working: 1,2 MPa (12 bar)
- Test: 1,5 MPa (15 bar)
- Bursting: 2,5 MPa (25 bar)
- Collapse differential for the filter element (ISO 2941): 400 kPa (4 bar)

Compatibility: (ISO 2943:1999)

- Full with fluids: HH-HL-HM-HR-HV-HG (according to ISO 6743/4)

PE Series Filters, Spin-on

Maximum Working Pressure: 12 bar

Working Temperature:
-25°C to +110°C

Single, BSPP Ported, Visual Indicator, Bypass 1.7 bar, 12 Micron

0526	Thread	Filter Element Size
FPE11B06BNFC31XX	3/4"	11
FPE12B06BNFC31XX	3/4"	12
FPE21B10BNFC31XX	1.1/4"	21
FPE22B10BNFC31XX	1.1/4"	22



Twin, BSPP Ported, Visual Indicator, Bypass 1.7 bar, 12 Micron

0526	Thread	Filter Element Size
FPE31B12BNFC31XX	1.1/2"	31
FPE32B12BNFC31XX	1.1/2"	32



Dual, BSPP Ported, Visual Indicator, Bypass 1.7 bar, 12 Micron

0526	Thread	Filter Element Size
FPE41B12BNFC31XX	1.1/2"	41
FPE42B12BNFC31XX	1.1/2"	42



Replacement Fibre Elements

0526	Filter Element Size	Micron
ESE11NFA	11	5
ESE11NFB	11	7
ESE11NFC	11	12
ESE11NFD	11	21
ESE12NFA	12	5
ESE12NFB	12	7
ESE12NFC	12	12
ESE12NFD	12	21
ESE21NFA	21	5
ESE21NFB	21	7
ESE21NFC	21	12
ESE21NFD	21	21
ESE22NFA	22	5
ESE22NFB	22	7
ESE22NFC	22	12
ESE22NFD	22	21

Tech Sheet 68078

The UFI Hydraulic Division clogging indicator gives an exact indication of the proper time to replace the filter element



Clogging Indicators, Visual

0526	Thread
31-PEIND	1/8"

Magnetic Tank Cleaner



M12 Thread, 57mm OD

0347	Length mm
MTC-300	300
MTC-450	450
MTC-525	525
MTC-600	600

Tech Sheet 10055

Fluid Sight Glass



BSPP

0347	Thread
SG-12	3/4"
SG-16	1"
SG-20	1.1/4"
SG-24	1.1/2"

Tech Sheet 10060

Weldable Flange to suit SG-**



BSPP

0347	Thread
WF-12	3/4"
WF-16	1"
WF-20	1.1/4"
WF-24	1.1/2"

Tech Sheet 10060

Sight Glasses

- Housing and reflector in aluminium, sight glass in polyamide, transparent, high mechanical stability, non-ageing
- Fluid Compatibility: Mineral based oils and solvents

🌡️ **Maximum Working Temperature:**
+100°C

🌀 **Maximum Working Pressure:**
3 bar



Aluminium Oil Level Sight Glasses, BSPP

0027	Thread	Hex Size mm
K561020014	1/4"	18
K561024038	3/8"	22
K561029012	1/2"	27

Tech Sheet 10473

- Housing in polyamide, transparent, high mechanical stability, non-ageing
- Fluid Compatibility: Mineral based oils and solvents

🌡️ **Maximum Working Temperature:**
+100°C

🌀 **Maximum Working Pressure:**
3 bar



Plastic Oil Sight Glasses, BSPP

0027	Thread	Hex Size mm
K5604120014	1/4"	17
K5604122038	3/8"	18
K5604128012	1/2"	24
K5604135034	3/4"	30
K5604143100	1"	35
K5604151114	1.1/4"	42
K5604158112	1.1/2"	50
K5604174200	2"	64
K56041201415	M14 x 1.5	17
K56041221615	M16 x 1.5	18
K56041251815	M18 x 1.5	21
K56041282015	M20 x 1.5	24

Tech Sheet 10472

Plastic Oil Sight Glasses with Reflector, BSPP

0027	Thread	Hex Size mm
K5604222038	3/8"	18
K5604228012	1/2"	24
K5604235034	3/4"	30
K5604243100	1"	35
K5604251114	1.1/4"	42
K5604258112	1.1/2"	50
K5604274200	2"	64
K56042221615	M16 x 1.5	18
K56042251815	M18 x 1.5	21
K56042282015	M20 x 1.5	24

Tech Sheet 10472

- Housing in polyamide, transparent, high mechanical stability, non-ageing
 - Fluid Compatibility: Mineral based oils and solvents
- NOTE:** For use with a tank with a minimum wall thickness of 5mm. Not suitable for pressurised tanks

🌡️ **Maximum Working Temperature:**
+100°C



Push-in Plastic Oil Sight Glasses with Reflector

0027	OD mm
K56062420	20
K56063026	26
K56063632	32
K56064238	38
K56064440	40

Tech Sheet 10471

- Shock resistant
- Transparent polyamid reflector
- Anodised aluminium reflector
- Buna-n seal
- For use with mineral, petroleum and water-based fluid
- Any contact with alcohol or solvents must be avoided

🌡️ **Maximum Working Temperature:**
+100°C

🌀 **Maximum Working Pressure:**
3 bar



Dome Oil Level Sight Glasses, BSPP

0027	Thread	Hex Size mm
K560822038	3/8"	19
K560828012	1/2"	24
K560835034	3/4"	30
K560842100	1"	36

Tech Sheet 10470

Fluid Level Gauge

Without Thermometer

0347	Bolt Thread	Hole Centres mm
FLGS-76	12	76
FLGS-76-10	10	76
FLGS-127	12	127
FLGS-127-10	10	127
FLGS-254	12	254
FLGS-254-10	10	254

Tech Sheet 10060



With Thermometer

0347	Bolt Thread	Hole Centres mm
FLTGS-76	12	76
FLTGS-76-10	10	76
FLTGS-127	12	127
FLTGS-127-10	10	127
FLTGS-254	12	254
FLTGS-254-10	10	254

Tech Sheet 10060




Oil Level Indicators

- Housing in polyamide, transparent, high mechanical stability, non-ageing
- Fluid Compatibility:
Mineral based oils and petroleum based fluids
- Plastic mount and frame allowing for side reading

Working Temperature:
-30°C to +100°C

Maximum Working Pressure:
1 bar



Without Thermometer

0027	Bolt Thread	Hole Centres mm	Length mm
K56001076	M10 x 1.5	76	103
K56001127	M12 x 1.75	127	154

Tech Sheet 10483

With Thermometer

0027	Bolt Thread	Hole Centres mm	Length mm
K56002076	76	M10 x 1.5	103
K56002127	127	M12 x 1.75	154

Tech Sheet 10483

Filler Breathers



Chrome Plated Steel, 40 Micron

0347	OD mm	Description
SFB-3-40	28	3 Bolt Mount
SFB-6-40	48	6 Bolt Mount
SFB-6-40-HN	48	6 Bolt Mount High Neck
SFB-6-40-SM	101.6	Side Mount

Tech Sheet 10056

- Material Body: Thermoplastic polyamide 66
- Strainer: Thermoplastic polypropylene
- Filter: Polyurethane foam 50µm
- Fluid Compatibility: Mineral based oils and solvents

Maximum Working Temperature:
+90°C



Plastic, Push-in

0027	OD mm	Length mm
K5670706020	55	88

Tech Sheet 10484

Desiccant Breather



10 Micron, 2" NPT

0347	LPM
DB-1000	1000
DB-1500	1500
DB-2400	2400

Tech Sheet 10059

Breather



Chrome Plated Steel, 40 Micron, BSPP

0347	Thread
SB-04B	1/4"
SB-08B	1/2"
SB-12B	3/4"



ABS, 40 Micron, BSPP

0347	Thread
ABSB-06B	3/8"
ABSB-08B	1/2"
ABSB-12B	3/4"
ABSB-16B	1"

Tech Sheet 10057



Giant Breather, BSPP

0347	Thread	Micron
GTB-12-10	3/4"	10
GTB-12-25	3/4"	25
GTB-20-10	1.1/4"	10
GTB-20-25	1.1/4"	25

Tech Sheet 10058

5 PSI Pressurised Breather



Chrome Plated Steel, 40 Micron, BSPP

0347	Thread
SPB-08B	1/2"
SPB-12B	3/4"

HYDRAULIC ACCESSORIES



Plugs

- Material: Elastomer, soft polyurethane
- Ideal for keeping threads clean when spraying tanks

Maximum Working Temperature:
+100°C

Working Pressure:
2 to 3 bar



Screw-in Protection Plugs, BSPP

0027	Thread
K5618018	1/8"
K5618014	1/4"
K5618038	3/8"
K5618012	1/2"
K5618034	3/4"
K5618100	1"

Tech Sheet 10474

Press-in Plugs

- Material: Thermoplastic polyamide 66
- Air Filter: Polyurethane foam
- Filter Fineness 50µm

NOTE: Not suitable for pressurised tanks



With Ventilation with Rubber O-Ring

0027	OD mm	Band Width mm
K562223018	18	8
K562323020	20	8
K562423026	26	9.5

Tech Sheet 10475

Without Ventilation with Rubber O-Ring

0027	OD mm	Band Width mm
K562213020	20	8
K562213030	30	9.5

Tech Sheet 10475

Plugs with Magnets

- Material: Aluminium

NOTE: Mounted on the bottom of tanks to attract metal parts



Aluminium, BSPP

0027	OD mm	Hex Size mm
K562621014	1/4"	19
K562624038	3/8"	22
K562630012	1/2"	27
K562636034	3/4"	34
K562642100	1"	40

Tech Sheet 10476

Vent Screws

- Material: Thermoplastic polyamide 66
- Air Filter: Polyurethane foam
- Fluid Compatibility: Mineral based oils and solvents

Maximum Working Temperature:
+100°C



With Oil Fill Symbol

0027	Thread
K5634136038	3/8"
K5634141012	1/2"
K5634147034	3/4"
K5634152100	1"
K5634163114	1.1/4"
K5634163112	1.1/2"
K56341361615	M16 x 1.5
K56341411815	M18 x 1.5
K56341412015	M20 x 1.5
K56341412215	M22 x 1.5

Tech Sheet 10477

With Oil Fill Symbol & Filter

0027	Thread
K5634236038	3/8"
K5634241012	1/2"
K5634247034	3/4"
K5634252100	1"
K5634263114	1.1/4"
K5634263112	1.1/2"
K56342361615	M16 x 1.5
K56342411815	M18 x 1.5
K56342412215	M22 x 1.5

Tech Sheet 10477



With Splash Guard, Filter & Oil Symbol, BSPP

0027	Thread
K563630014	1/4"
K563630038	3/8"
K563630012	1/2"

Tech Sheet 10478

Brass Vent Screws

- Material: Housing and cap in brass filter in galvanized steel wire 50-60µm



Filter & Vent, BSPP

0027	Thread
K564020014	1/4"
K564024038	3/8"
K564030012	1/2"

Tech Sheet 10481

Vent Screws with Dipstick

- Material: Black thermoplastic polyamide 66
- Filter: Polyurethane foam 50µm
- Dipstick: Galvanized steel
- Fluid Compatibility: Mineral based oils and solvents
- Dipstick Length: 200mm except non-return and splash back 195mm



With Vent, Filter & Fill Symbol

0027	Thread
K5654236038	3/8"
K5654241012	1/2"
K5654247034	3/4"
K5654252100	1"
K56542412015	M20 x 1.5

Tech Sheet 10479




With Non-return Valve & Non-return Symbol, BSPP

0027	Thread
K563830014	1/4"
K563830038	3/8"
K563830012	1/2"

Tech Sheet 10480

Thinking Sticks



Traffic Light Lollipops

0166	Qty
LOL1	150



Hydraulic Pressure Gauges

This quality range of hydraulic glycerine-filled pressure gauges have been manufactured to the highest specification using quality materials.

The range includes stainless steel cased to complete stainless steel units with 40mm, 63mm and 100mm dials. Pressures range from 0-1 bar to 0-600 bar, with rear and bottom connections of 1/4" and 1/2" in BSPP and BSPT.

FT Pro gauges are tried, tested and used extensively throughout the world's manufacturing facilities and in the mobile plant industry.

For your peace of mind all gauges can be supplied with a calibration certificate at a nominal charge.

Applications:

- Hydraulics
- Construction
- Agriculture
- Mining
- OEM machine building
- Offshore
- Marine
- High pressure water applications
- Service kits



GLYCERINE GAUGES & ACCESSORIES



Stainless Steel Case, Bottom Connection

stainless
steel



BSPT

0021	Thread	Gauge Diameter mm	Pressure Range PSI	Pressure Range Bar
G63-001BG	1/4"	63	0-15	0-1
G63-002BG	1/4"	63	0-30	0-2
G63-004BG	1/4"	63	0-60	0-4
G63-006BG	1/4"	63	0-100	0-6
G63-012BG	1/4"	63	0-200	0-12
G63-020BG	1/4"	63	0-300	0-20
G63-025BG	1/4"	63	0-400	0-25
G63-040BG	1/4"	63	0-600	0-40
G63-060BG	1/4"	63	0-1000	0-60
G63-120BG	1/4"	63	0-2000	0-120
G63-200BG	1/4"	63	0-3000	0-200
G63-250BG	1/4"	63	0-4000	0-250
G63-400BG	1/4"	63	0-6000	0-400
G63-600BG	1/4"	63	0-9000	0-600
VG63-01BG	1/4"	63	-30" Hg	-1 bar

Tech Sheet 20593

stainless
steel



BSPP

0021	Thread	Gauge Diameter mm	Pressure Range PSI	Pressure Range Bar
PG63-001BG	1/4"	63	0-15	0-1
PG63-002BG	1/4"	63	0-30	0-2
PG63-004BG	1/4"	63	0-60	0-4
PG63-006BG	1/4"	63	0-100	0-6
PG63-012BG	1/4"	63	0-200	0-12
PG63-014BG	1/4"	63	0-200	0-14
PG63-020BG	1/4"	63	0-300	0-20
PG63-025BG	1/4"	63	0-400	0-25
PG63-040BG	1/4"	63	0-600	0-40
PG63-060BG	1/4"	63	0-1000	0-60
PG63-120BG	1/4"	63	0-2000	0-120
PG63-200BG	1/4"	63	0-3000	0-200
PG63-250BG	1/4"	63	0-4000	0-250
PG63-400BG	1/4"	63	0-6000	0-400
PG63-600BG	1/4"	63	0-9000	0-600

Tech Sheet 20594

Stainless Steel Case, Centre Back Connection

See Panel Mount Bracket Options:
G63-PM & G63-PM-RHOMB

stainless
steel



BSPT

0021	Thread	Gauge Diameter mm	Pressure Range PSI	Pressure Range Bar
G63-001RG	1/4"	63	0-15	0-1
G63-002RG	1/4"	63	0-30	0-2
G63-004RG	1/4"	63	0-60	0-4
G63-006RG	1/4"	63	0-100	0-6
G63-010RG	1/4"	63	0-160	0-10
G63-012RG	1/4"	63	0-200	0-12
G63-020RG	1/4"	63	0-300	0-20
G63-025RG	1/4"	63	0-400	0-25
G63-040RG	1/4"	63	0-600	0-40
G63-060RG	1/4"	63	0-1000	0-60
G63-120RG	1/4"	63	0-2000	0-120
G63-200RG	1/4"	63	0-3000	0-200
G63-250RG	1/4"	63	0-4000	0-250
G63-400RG	1/4"	63	0-6000	0-400
G63-600RG	1/4"	63	0-9000	0-600
VG63-01RG	1/4"	63	-30" Hg	-1 bar

Tech Sheet 20595

See Panel Mount Bracket Options:
G63-PM & G63-PM-RHOMB

stainless
steel



BSPP

0021	Thread	Gauge Diameter mm	Pressure Range PSI	Pressure Range Bar
PG63-001RG	1/4"	63	0-15	0-1
PG63-002RG	1/4"	63	0-30	0-2
PG63-004RG	1/4"	63	0-60	0-4
PG63-006RG	1/4"	63	0-100	0-6
PG63-012RG	1/4"	63	0-200	0-12
PG63-020RG	1/4"	63	0-300	0-20
PG63-025RG	1/4"	63	0-400	0-25
PG63-040RG	1/4"	63	0-600	0-40
PG63-060RG	1/4"	63	0-1000	0-60
PG63-120RG	1/4"	63	0-2000	0-120
PG63-200RG	1/4"	63	0-3000	0-200
PG63-250RG	1/4"	63	0-4000	0-250
PG63-400RG	1/4"	63	0-6000	0-400
PG63-600RG	1/4"	63	0-9000	0-600

Tech Sheet 20596

Panel Mounting Brackets

stainless
steel



For G63 & PG63 Centre Back Connection
below 100 bar

0021
G63-PM

stainless
steel



For G63 & PG63 Centre Back Connection
above 100 bar

0021
G63-PM-RHOMB

Gauge Snubbers

Working Pressure:
20 to 300 bar



High Pressure

0234	Male Thread	Female Thread
130.4	1/4"	1/4"
130.3	3/8"	3/8"
130.2	1/2"	1/2"

Tech Sheet 28

Gauge snubbers are a great way of protecting gauges from damage, with sudden impact pressure i.e. when full line pressure is introduced to the gauge damage can occur. With the use of the snubber the gauge will be protected.

Working Pressure:
0 to 20 bar



Low Pressure

0234	Male Thread	Female Thread
131.8	1/8"	1/8"
131.4	1/4"	1/4"
131.3	3/8"	3/8"
131.2	1/2"	1/2"

Tech Sheet 28

Back Rubber Gauge Protectors



0021	Description
G63-OB	Open
G63-CB	Closed

TEMPERATURE GAUGES



Bi-metallic Thermometers, Centre Back Connection

 Pressure Rating
of Thermowell:
6 bar max



63mm & 100mm Diameter, Aluminium Case, 1/2" BSPP

0056	Gauge Diameter mm	Temperature Range °C
WTG63-60	63	0-60
WTG63-120	63	0-120
WTG63-200	63	0-200
WTG100-60	100	0-60
WTG100-120	100	0-120
WTG100-200	100	0-200

Tech Sheet 10526

Refrigeration Gauges, Plastic Case, Bottom Connection



63mm Diameter, 7/16" UNF, 1/4" Flare

0056	Temperature Range °C
WG63-716B-1/9	-1/+9

All pressure gauges can be supplied with a calibration certificate at a nominal charge.
Please call our Business Development Team for price and delivery.



Customers who bought from
this page also purchased
Hydraulic Test Points
see pages 268-272



GLYCERINE GAUGES



Heavy-duty, Bottom Connection

Accuracy:

63mm diameter: +/- 1.6%

100mm diameter: +/- 1.0%



63mm & 100mm Diameter, BSPP

0056	Thread	Gauge Diameter mm	Max Pressure Bar	Max Pressure PSI
WG63-14B-1G	1/4"	63	1	15
WG63-14B-1.6G	1/4"	63	1.6	25
WG63-14B-2.5G	1/4"	63	2.5	40
WG63-14B-4G	1/4"	63	4	60
WG63-14B-6G	1/4"	63	6	90
WG63-14B-10G	1/4"	63	10	160
WG63-14B-16G	1/4"	63	16	230
WG63-14B-25G	1/4"	63	25	400
WG63-14B-40G	1/4"	63	40	600
WG63-14B-60G	1/4"	63	60	900
WG63-14B-100G	1/4"	63	100	1600
WG63-14B-160G	1/4"	63	160	2300
WG63-14B-250G	1/4"	63	250	4000
WG63-14B-400G	1/4"	63	400	6000
WG63-14B-600G	1/4"	63	600	9000
WG100-38B-2.5G	3/8"	100	2.5	40
WG100-38B-4G	3/8"	100	4	60
WG100-38B-6G	3/8"	100	6	90
WG100-38B-10G	3/8"	100	10	160
WG100-38B-16G	3/8"	100	16	230
WG100-38B-40G	3/8"	100	40	600
WG100-12B-100G	1/2"	100	100	1600
WG100-12B-160G	1/2"	100	160	2300
WG100-12B-250G	1/2"	100	250	4000
WG100-12B-400G	1/2"	100	400	6000
WG100-12B-600G	1/2"	100	600	9000

Tech Sheet 10525

Heavy-duty, Centre Back Connection



63mm & 100mm Diameter, BSPP

0056	Thread	Gauge Diameter mm	Max Pressure Bar	Max Pressure PSI
WG63-14R-1G	1/4"	63	1	15
WG63-14R-1.6G	1/4"	63	1.6	25
WG63-14R-2.5G	1/4"	63	2.5	40
WG63-14R-4G	1/4"	63	4	60
WG63-14R-6G	1/4"	63	6	90
WG63-14R-10G	1/4"	63	10	160
WG63-14R-16G	1/4"	63	16	230
WG63-14R-25G	1/4"	63	25	400
WG63-14R-40G	1/4"	63	40	600
WG63-14R-60G	1/4"	63	60	900
WG63-14R-100G	1/4"	63	100	1600
WG63-14R-160G	1/4"	63	160	2300
WG63-14R-250G	1/4"	63	250	3600
WG63-14R-400G	1/4"	63	400	6000
WG63-14R-600G	1/4"	63	600	9000
WG100-38R-2.5G	3/8"	100	2.5	40
WG100-38R-4G	3/8"	100	4	60
WG100-38R-6G	3/8"	100	6	90
WG100-38R-10G	3/8"	100	10	160
WG100-38R-16G	3/8"	100	16	230
WG100-38R-40G	3/8"	100	40	600
WG100-12R-100G	1/2"	100	100	1600
WG100-12R-160G	1/2"	100	160	2300
WG100-12R-250G	1/2"	100	250	4000
WG100-12R-400G	1/2"	100	400	6000
WG100-12R-600G	1/2"	100	600	9000

Tech Sheet 10525

Vacuum Gauges, Bottom Connection

Accuracy:

63mm diameter: +/- 1.6%



63mm Diameter, 1/4" BSPP

0056	Max Pressure Hg	Max Pressure Bar
WG63-14B/-30HG	-30	-1

Tech Sheet 10525

Vacuum Gauges, Centre Back Connection



63mm Diameter, 1/4" BSPP

0056	Max Pressure Hg	Max Pressure Bar
WG63-14R/-30HG	-30	-1

Tech Sheet 10525

All Stainless Steel Gauges, 1/4" Bottom Connection



1/4" BSPP

0021	Gauge Diameter mm	Pressure Range PSI	Pressure Range Bar
SSG63-001BG	63	0-15	0-1
SSG63-004BG	63	0-60	0-4
SSG63-012BG	63	0-200	0-12
SSG63-025BG	63	0-400	0-25
SSG63-060BG	63	0-1000	0-60
SSG63-200BG	63	0-3000	0-200
SSG63-400BG	63	0-6000	0-400

Tech Sheet 20598

All Stainless Steel Gauges, 1/4" Centre Back Connection



1/4" BSPP

0021	Gauge Diameter mm	Pressure Range PSI	Pressure Range Bar
2020-0340	50	0-200	0-12
2020-0341	50	0-300	0-20
2020-0342	50	0-600	0-40
2020-0343	50	0-900	0-60
2020-0344	50	0-4000	0-250
2038-8534	63	0-200	0-12
2038-8567	63	0-900	0-60
2038-8575	63	0-4000	0-250

Tech Sheet 20600

All Stainless Steel Gauges, 1/2" Bottom Connection



1/2" BSPP

0021	Gauge Diameter mm	Pressure Range PSI	Pressure Range Bar
SHG100-002BG	100	0-30	0-2
SHG100-006BG	100	0-100	0-6
SHG100-016BG	100	0-250	0-16
SHG100-040BG	100	0-600	0-40
SHG100-100BG	100	0-1500	0-100
SHG100-250BG	100	0-4000	0-250
SHG100-600BG	100	0-9000	0-600

Tech Sheet 20599

All Stainless Steel Gauges, 1/2" Centre Back Connection



1/2" BSPP

0021	Gauge Diameter mm	Pressure Range PSI	Pressure Range Bar
2038-8435	100	0-200	0-12
2038-8443	100	0-300	0-20
2038-8450	100	0-600	0-40
2038-8476	100	0-4000	0-250

Tech Sheet 20601

Stainless Steel Case, Heavy-duty, Bottom Connection



1/2" BSPP

0021	Gauge Diameter mm	Pressure Range PSI	Pressure Range Bar
HG100-002G	100	0-36	0-2.5
HG100-004G	100	0-58	0-4
HG100-006G	100	0-87	0-6
HG100-010G	100	0-145	0-10
HG100-016G	100	0-232	0-16
HG100-040G	100	0-580	0-40
HG100-100G	100	0-1450	0-100
HG100-160G	100	0-2320	0-160
HG100-250G	100	0-3625	0-250
HG100-400G	100	0-5800	0-400

1/2" BSPT

0021	Gauge Diameter mm	Pressure Range PSI	Pressure Range Bar
HG100-002B	100	0-36	0-2.5
HG100-004B	100	0-58	0-4
HG100-006B	100	0-87	0-6
HG100-010B	100	0-145	0-10
HG100-016B	100	0-232	0-16
HG100-040B	100	0-580	0-40
HG100-100B	100	0-1450	0-100
HG100-160B	100	0-2320	0-160
HG100-250B	100	0-3625	0-250
HG100-400B	100	0-5800	0-400

Tech Sheet 20597

We make big things move
- worldwide!



HYDRAULICS you can count on!



TEST POINT COUPLINGS

Piston Valve Type, M16 x 2

Media Application:
Hydraulic and other oils on mineral oil basis.

Metal Cap -30°C to +100°C Sealings Buna N
Metal Cap -20°C to +200°C Sealings Viton



Test Coupling

0330	Thread	Max Pressure Bar
1-Z06-28-11-600	1/8" BSPP	400
1-Z06-29-11-600	1/4" BSPP	400
1-Z06-30-11-600	3/8" BSPP	400
1-Z06-22-11-600	M10 x 1.0	630
1-Z06-23-11-600	M12 x 1.5	630
1-Z06-24-11-600	M14 x 1.5	630
1-Z06-43-00-600	1/8" NPT	400
1-Z06-44-00-600	1/4" NPT	400
1-Z06-39-30-600	7/16" UNF	630
1-Z06-40-30-600	9/16" UNF	630

Tech Sheet 10292



Bulkhead Coupling

0330	Max Pressure Bar
1-Z80-48-60-040	630

Tech Sheet 10292



In-line Tee, BSPP

0330	Thread	Max Pressure Bar
1-Z10-68-00-600	1/4"	400
1-Z10-69-00-600	3/8"	400
1-Z10-70-00-600	1/2"	630
1-Z10-72-00-600	3/4"	630
1-Z10-73-00-600	1"	630

Tech Sheet 10292

stainless steel



316 Stainless Steel, BSPP

0330	OD mm	Max Pressure Bar
1-912-28-12-660	1/8"	400
1-912-29-12-660	1/4"	630

Tech Sheet 10292



DIN 2353 DKO Light-duty, Metric

0330	OD mm	Burst Pressure Bar
1-Z08-00-10-600	6L	1000
1-Z08-02-10-600	8L	1000
1-Z08-04-10-600	10L	1000
1-Z08-06-10-600	12L	1000

Tech Sheet 10292

DIN 2353 DKO Heavy-duty, Metric

0330	OD mm	Burst Pressure Bar
1-Z08-03-10-600	8S	1890
1-Z08-05-10-600	10S	1890
1-Z08-07-10-600	12S	1890

Tech Sheet 10292

Gauge Adaptors

stainless steel



316 Stainless Steel, BSPP

0330	Thread	Max Pressure Bar
1-940-31-22-080	1/2"	630

Tech Sheet 10292



Direct, BSPP

0330	Thread	Max Pressure Bar
1-927-29-01-020	1/4"	630
1-927-31-01-020	1/2"	630

Tech Sheet 10292



Hose/Gauge, BSPP

0330	Thread	Max Pressure Bar
1-918-29-01-240	1/4"	630
1-918-31-01-240	1/2"	630

Tech Sheet 10292

TEST POINT COUPLINGS

Ball Valve Type, M16 x 2



Maximum Working Pressure:
630 bar



Test Coupling

0330	Thread	Max Pressure Bar
1-906-22-11-600	M10 x 1.0	630
1-906-23-11-600	M12 x 1.5	630
1-906-24-11-600	M14 x 1.5	630
1-906-28-11-600	G1/8" BSPP	630
1-906-29-11-600	G1/4" BSPP	630
1-906-30-11-600	G3/8" BSPP	630
1-906-43-00-600	1/8" NPT	630
1-906-44-00-600	1/4" NPT	630
1-906-39-30-600	7/16" UNF	630
1-906-40-30-600	9/16" UNF	630

Tech Sheet 10292



Bulkhead Coupling

0330

1-980-48-60-040

Tech Sheet 10292



Maximum Working Pressure:
135 bar



DIN 2353 DKO Light-duty, Metric

0330	OD mm	Burst Pressure Bar
1-908-00-20-600	6L	630
1-908-02-20-600	8L	630
1-908-04-20-600	10L	630
1-908-06-20-600	12L	630

Tech Sheet 10292



DIN 2353 DKO Heavy-duty, Metric

0330	OD mm	Burst Pressure Bar
1-908-03-20-600	8S	1890
1-908-05-20-600	10S	1890
1-908-07-20-600	12S	1890

Tech Sheet 10292

316 Stainless Steel Test Points

Sealing by an elastomer captive profiled ring - Vito
Test connection: M16 x 2



Maximum Working Pressure:
630 bar

stainless
steel



Form C, BSPP

0330	Thread
MAS-G1/8-WD	1/8"
MAS-G1/4-WD	1/4"
MAS-G3/8-WD	3/8"
MAS-G1/2-WD	1/2"

400 bar Microbore Test Point Hose Assemblies



M16 x 2

0330	Length mm
1-970-04-04-010	200
1-970-04-04-040	400
1-970-04-04-060	630
1-970-04-04-080	800
1-970-04-04-090	1000
1-970-04-04-100	1500
1-970-04-04-110	2000
1-970-04-04-120	2500
1-970-04-04-130	3200
1-970-04-04-140	4000

Tech Sheet 10292



1/4" BSPP

0330	Length mm
1-970-02-04-010	200
1-970-02-04-030	300
1-970-02-04-050	500
1-970-02-04-060	630
1-970-02-04-080	800
1-970-02-04-090	1000
1-970-02-04-100	1500
1-970-02-04-110	2000
1-970-02-04-120	2500
1-970-02-04-140	4000

Tech Sheet 10292



1/2" BSPP

0330	Length mm
1-970-04-25-090	1000
1-970-04-25-100	1500
1-970-04-25-110	2000

Tech Sheet 10292

TEST POINT COUPLINGS

End Fitting to suit DN2 and DN4 Hose

Bespoke assemblies available on request



Test Female Straight

0330	Thread	Type	DN
2-971-04-02-001	M16 x 2	Knurled	2
2-971-04-04-001	M16 x 2	Knurled	4
2-971-10-02-001	M16 x 1.5	Knurled	2
2-971-10-04-001	M16 x 1.5	Knurled	4
2-971-12-02-001	S12 x 1.5	Knurled	2
2-971-12-04-001	S12 x 1.5	Knurled	4

Tech Sheet 60388



Test Female Straight

0330	Thread	Type	DN
2-971-03-02-001	M16 x 2	Hex	2
2-971-09-02-001	M16 x 1.5	Hex	2

Tech Sheet 60388



Test 90° Elbow

0330	Thread	Type	DN
2-971-50-02-001	M16 x 2	Knurled	2
2-971-50-04-001	M16 x 2	Knurled	4
2-971-57-02-001	S12 x 1.5	Knurled	2
2-971-57-04-001	S12 x 1.5	Knurled	4

Tech Sheet 60388



BSPF Female

0330	Thread	DN
2-971-02-02-004	1/4"	2
2-971-02-04-004	1/4"	4
2-971-25-02-001	1/2"	2
2-971-25-04-001	1/2"	4

Tech Sheet 60388



BSPF 90° Elbow

0330	Thread	DN
2-971-58-02-001	1/4"	2
2-971-58-04-001	1/4"	4
2-971-54-02-001	1/2"	2
2-971-54-04-001	1/2"	4

Tech Sheet 60388

NPT Female

0330	Thread	DN
2-971-26-00-001	1/4"	2
2-971-26-04-001	1/4"	4
2-971-27-00-001	1/2"	2
2-971-27-04-001	1/2"	4

Tech Sheet 60388



Metric Female, DN2353

0330	Thread	Type	DN
2-971-19-02-001	M12 x 1.5	6L	2
2-971-19-04-001	M12 x 1.5	6L	4
2-971-20-02-001	M14 x 1.5	6S	2
2-971-20-04-001	M14 x 1.5	6S	4
2-971-21-02-001	M14 x 1.5	8L	2
2-971-21-04-001	M14 x 1.5	8L	4
2-971-22-02-001	M16 x 1.5	8S	2
2-971-22-04-001	M16 x 1.5	8S	4
2-971-23-02-001	M16 x 1.5	10L	2
2-971-23-04-001	M16 x 1.5	10L	4
2-971-24-02-001	M18 x 1.5	10S	2
2-971-24-04-001	M18 x 1.5	10S	4

Tech Sheet 60388



Metric 90° Elbow, DN2353

0330	Thread	Type	DN
2-971-44-02-001	M12 x 1.5	6L	2
2-971-44-04-001	M12 x 1.5	6L	4
2-971-45-02-001	M14 x 1.5	6S	2
2-971-45-04-001	M14 x 1.5	6S	4
2-971-46-02-001	M14 x 1.5	8L	2
2-971-46-04-001	M14 x 1.5	8L	4
2-971-48-02-001	M16 x 1.5	10L	2
2-971-48-04-001	M16 x 1.5	10L	4

Tech Sheet 60388



Metric Straight Standpipe

0330	OD mm	DN
2-971-13-00-001	6	2
2-971-13-04-001	6	4
2-971-15-00-001	8	2
2-971-15-04-001	8	4

Tech Sheet 60388

BSPF Male, DN3852

0330	Thread	DN
2-971-33-00-001	1/8"	2
2-971-33-04-001	1/8"	4

Tech Sheet 60388



JIC, SAE J541, Female

0330	Thread	DN
2-971-41-02-001	7/16"	2
2-971-41-04-001	7/16"	4

Tech Sheet 60388



Banjo

0330	OD mm	DN
2-971-75-00-001	8	2
2-971-75-04-001	8	4

Tech Sheet 60388



Anti-kink Spring



DN2

0330	To Suit
4-946-00-05-020	DN2 Hose

Ferrule



DN2 & DN4

0330	DN
4-999-03-01-160	2
6-999-03-01-010	4

Test Hose

Bespoke assemblies available on request.
Pin pricked



DN2 & DN4 Pin Pricked, Per Metre

0330	Max Pressure Bar	Type	DN
9-946-02-00-012	400	Pin Pricked	2
9-946-02-01-020	630	Pin Pricked	2
9-946-04-00-010	500	Pin Pricked	4

Tech Sheet 10487

DN2 Per Metre

0330	Max Pressure Bar	DN
9-946-02-00-020	630	2

Tech Sheet 10487



TEST POINT COUPLINGS

Spradow - Innovative Measuring Systems

The **Spradow** test coupling enables you to connect a pressure gauge or other measuring instruments in seconds - even if the system is still under pressure. The connection can be applied without any further tools. The non-return valve inside the test coupling opens only after being connected with the measuring instrument to allow a secure and clean pressure measurement.

Pressure is an important parameter for a successful preventing service and maintenance or, if necessary, trouble-shooting.

With **Spradow** test couplings you can reduce your service and maintenance costs considerably.

The **Spradow** test box is the perfect tool for hydraulic systems offering service and maintenance engineers an

easy mobile pressure test solution.

The complete **Spradow** test equipment is of course compatible with all other manufactures and fulfils all current important industrial standards.

Furthermore **Spradow** offers a comprehensive range of measuring systems for pneumatic braking systems.

Pressure Test Kits

Contents:

- 1 x Microbore Hose DN2-400 1620 Gauge Connection 1/4" BSPP 400 bar
- 1 x Pressure Gauge 0-40 bar 1/4" BSPP
- 1 x Pressure Gauge 0-400 bar 1/4" BSPP
- 1 x Gauge Connection 1620 1/4" BSPP
- 1 x Test Point 1620 1/4" BSPP Metal Cap
- 1 x Test Point 1620 M10 x 1
- 1 x Adaptor 1/4" Female x 3/8" Male
- 1 x Adaptor 1/4" Female x 1/2" Male
- 1 x Cleaning Cloth
- 1 x 1/4" Bonded Seal
- 1 x 3/8" Bonded Seal
- 1 x 1/2" Bonded Seal



400 bar, Pressure Test Kit

0330

HYD-KIT1

Tech Sheet 10292

Contents:

- 1 x SNA 1620 Adaptor 1/4" Male x Female
- 1 x SNA 1620 Adaptor 3/8" Male x Female
- 1 x SNA 1620 Adaptor 1/2" Male x Female
- 1 x Test Point 1620 1/4" BSPP Metal Cap
- 1 x Pressure Gauge 0-40 bar 1/4" BSPP
- 1 x Pressure Gauge 0-400 bar 1/4" BSPP
- 1 x Adaptor 1/4" Female x 1/2" Male
- 1 x Adaptor 1/4" Female x 3/8" Male
- 1 x Microbore Hose DN2-400 1620/Gauge Connection 1/4" BSPP 400 bar
- 1 x Cleaning Cloth
- 1 x 1/4" Bonded Seal
- 1 x 3/8" Bonded Seal
- 1 x 1/2" Bonded Seal



400 bar, Test Kit BSPP with In-line Tees

0330

HYD-KIT2

Tech Sheet 10292

Contents:

- 1 x SNA 1620 Adaptor 1/4" Male x Female
- 1 x SNA 1620 Adaptor 3/8" Male x Female
- 1 x SNA 1620 Adaptor 1/2" Male x Female
- 1 x Test Point 1620 1/4" BSPP Metal Cap
- 1 x Test Point 1620 1/8" BSPP Metal Cap
- 1 x Test Point 1620 M10 x 1
- 1 x Test Point 1620 M12 x 1.5 Metal Cap
- 1 x Adaptor 1/4" Female x 1/2" Male
- 1 x Adaptor 1/4" Female x 3/8" Male
- 1 x Pressure Gauge 0-400 bar 1/4" BSPP
- 1 x Pressure Gauge 0-40 bar 1/4" BSPP
- 1 x Microbore Hose DN2-400 1620/Gauge Connection 1/4" BSP 400 bar
- 1 x Cleaning Cloth
- 1 x 1/4" Bonded Seal
- 1 x 3/8" Bonded Seal
- 1 x 1/2" Bonded Seal



400 bar, Test Kit BSPP/Metric with In-line Tees

0330

HYD-KIT3

Tech Sheet 10292

Deluxe Pressure Test Kits



400 bar, Pressure Test Kit

0330

HYD-KIT4

Tech Sheet 10292

Same contents as HYD-KIT1
+ Deluxe Spradow Box

400 bar, Test Kit BSPP with In-line Tees

0330

HYD-KIT5

Tech Sheet 10292

Same contents as HYD-KIT2
+ Deluxe Spradow Box

400 bar, Test Kit BSPP/ Metric with In-line Tees

0330

HYD-KIT6

Tech Sheet 10292

Same contents as HYD-KIT3
+ Deluxe Spradow Box

You might also need
Glycerine Gauges
see pages 414-416



HYDRAULIC OIL COOLERS



AC Range Air Blast Oil Coolers

The LAC air oil cooler, with single-phase or three-phase AC motor, is optimised for use in the industrial sector. The maximum cooling capacity is 300kW at ETD +40°C. See Tech Sheet for full specification on this model.

- Maximum Working Temperature:** +120°C
- Maximum Static Working Pressure:** 21 bar
- Maximum Dynamic Working Pressure:** 14 bar



BSPP

0488	Thread	Voltage	KW/°C
LAC-1	1/2"	230/1/50	0.05
LAC-3	1"	230/3/50-275/3/60	0.36
LAC-6	1.1/4"	230/3/50	1.75
LAC-7	1.1/4"	230/3/50	2.1

Tech Sheet 60442

DC Range Air Blast Oil Coolers

The LDC air oil cooler with 24V DC motor is optimised for use in the mobile industry.

Together with a wide range of accessories, the LDC cooler is suitable for installation in most applications and environments.

The maximum cooling capacity is 30kW at +ETD 40°C. Also available with a 12V DC motor.

See Tech Sheet for full specification on this model.



BSPP

0488	Thread	Voltage	KW/°C
LDC-1	1"	24V	0.12
LDC-2	1"	24V	0.19
LDC-3	1"	24V	0.3
LDC-4	1"	24V	0.38
LDC-5	1"	24V	0.6
LDC-6	1.1/4"	24V	0.72

Tech Sheet 60443

Offline Air Blast Oil Cooler

The LOC cooling system with three-phase AC motor is optimised for use in the industrial sector. The system is supplied ready for installation. An integrated circulation pump makes it possible to cool and treat the oil in a separate circuit (offline cooling)

See Tech Sheet for full specification on this model.

- Maximum Working Temperature:** +100°C
- Maximum Static Working Pressure:** 21 bar
- Maximum Dynamic Working Pressure:** 14 bar



BSPP

0488	Thread	Voltage	KW/°C
LOC-1	1"	230/3/50-275/3/60	0.07
LOC-2	1"	230/3/50-275/3/60	0.2
LOC-3	1"	230/3/50-275/3/60	0.26
LOC-4	1"	230/3/50-275/3/60	0.45
LOC-5	1"	230/3/50-275/3/60	0.61
LOC-6	1.1/4"	230/3/50	1

Tech Sheet 60444

Hydraulic Motor In-line Coolers

The LHC air oil cooler with hydraulic motor is optimised for use in the mobile and industrial sectors.

The maximum cooling capacity is 300kW at ETD +40°C.

See Tech Sheet for full specification on this model

- Maximum Working Temperature:** +120°C
- Maximum Static Working Pressure:** 21 bar
- Maximum Dynamic Working Pressure:** 14 bar



BSPP

0488	Thread	Motor Option	KW/°C
LHC-1	1"	8.4cc	0.22
LHC-2	1"	14.4cc	0.38
LHC-3	1"	10.8cc	0.58
LHC-4	1"	10.8cc	0.76
LHC-5	1.1/4"	10.8cc	1.1
LHC-6	1.1/4"	8.4cc	1.3

Tech Sheet 60445

Compact Water/Oil Coolers

The Parker PWO is a compact and lightweight water/oil cooler with a high cooling capacity for its size.

Features:

- Light and compact
- Suitable for many applications
- Easy installation
- Cost-efficient and environmentally friendly

Material:

- Plates: EN 10028/7-1.4401 (AISI 316)
- Brazing: pure copper
- Connections: EN 10272-1.4401 (AISI 316)

For full specification on this item see Tech Sheet.

- Working Temperature:** -196°C to +225°C

- Maximum Working Pressure:** 31 bar at 155°C



BSPP

0488	Thread	Thread	KW/°C	Type
PWO-1	3/4"	1/2"	1.5-5	B5TH
PWO-2	3/4"	1/2"	4-7	B8TH
PWO-3	3/4"	1/2"	5-17	B8TH
PWO-4	3/4"	1/2"	7-27	B8TH
PWO-5	1"	3/4"	5-27	B10TH
PWO-6	1"	3/4"	10-50	B10TH
PWO-7	1"	3/4"	10-65	B10TH
PWO-8	1.1/4"	1"	10-60	B25TH
PWO-9	1.1/4"	1"	10-80	B25TH
PWO-10	1.1/4"	1"	20-95	B25TH
PWO-11	1.1/4"	1"	20-105	B25TH

Tech Sheet 60460

HYDRAULIC TOOLING & LIFTING EQUIPMENT

UK
CA



Cylinders



Pumps



Cylinder Kits



Accessories



Bottle Jacks



Toe Jacks

HYDRAULIC TOOLING & LIFTING EQUIPMENT

UK
CA



- Collar threads and base
- Hard chrome-plated piston plunger protects against corrosion and damage
- Polyurethane U cup seals provide a sure seal and long life
- Solid one-piece alloy steel body
- One-piece aluminium alloy bearing protects against cylinder wall damage
- Dust cap is standard on all cylinders



Maximum Working Pressure:
700 bar

Cylinders



5 Ton General Purpose, Single Acting

0481	Stroke mm	Min Height mm	Max Height mm
H0503	78	169	247
H0505	129	221	350
H0507	180	272	452
H0509	229	324	552

Tech Sheet 60403



15 Ton General Purpose, Single Acting

0481	Stroke mm	Min Height mm	Max Height mm
H1501	25	124	149
H1502	51	149	200
H1504	101	200	301
H1506	152	270	422
H1508	203	321	524
H1510	245	372	626
H1512	305	423	728
H1514	356	474	830

Tech Sheet 60403



55 Ton General Purpose, Single Acting

0481	Stroke mm	Min Height mm	Max Height mm
H5502	51	176	227
H5504	103	227	330
H5506	159	283	442
H5510	260	385	645
H5513	337	461	798

Tech Sheet 60403



10 Ton General Purpose, Single Acting

0481	Stroke mm	Min Height mm	Max Height mm
H1001	25	92	117
H1002	51	123	174
H1004	102	174	276
H1006	151	250	401
H1008	202	301	503
H1010	253	352	605
H1012	304	403	707
H1014	356	450	806

Tech Sheet 60403



25 Ton General Purpose, Single Acting

0481	Stroke mm	Min Height mm	Max Height mm
H2501	26	143	169
H2502	51	168	219
H2504	102	219	321
H2506	155	272	427
H2508	206	323	529
H2510	257	374	631
H2512	310	426	736
H2514	362	476	838

Tech Sheet 60403

HYDRAULIC TOOLING & LIFTING EQUIPMENT



Maximum Working Pressure:
700 bar

Pumps

- Metal reservoirs resist cracking
- Built-in bypass device protects the hydraulic system from over-pumping damage (US Patent No. 5,946,912)
- Compact yet powerful air turbo motor (US Patent No. 5,341,723)
- Suggested air inlet range: 110-175 psi (7.6-12.1 bar)



Air Pump, Single Acting

0481	Thread	Oil Capacity Litres	Material
PA1500	3/8"	346.4	Aluminium
Tech Sheet 60403			

- Portable, lightweight and compact design
- Universal motor starts under full load
- 3m 24V AC pendant control for safety
- Weighs only 17kg with oil
- External pressure adjustment is available
- Designed for intermittent duty operation
- Gauge port on control valve



Universal Motor Pump

0481	Thread	LPM	HP	Voltage
PU20M4N01B	3/8"	0.46	1	110V AC
Tech Sheet 60406				

- Metal reservoirs resist cracking
- Internal pressure relief valve for overload protection
- Perfect for use with cylinders and hydraulic tools or OEM applications
- Two-speed pumps reduce user fatigue and increase productivity



Single Speed Hand Pump, Single Acting

0481	Thread	Oil Capacity cm ³	Material
P601S	3/8"	600	Steel
Tech Sheet 60403			



Two-speed Hand Pumps, Single Acting

0481	Thread	Oil Capacity cm ³	Material
P350	3/8"	350	Aluminium
P1000	3/8"	1000	Aluminium
Tech Sheet 60403			



Hand Pump, Double Acting

0481	Thread	Oil Capacity cm ³	Material
P2301M	3/8"	2200	Steel
Tech Sheet 60403			

- Stackable magnetic adaptors, various heights
- Eliminates dangerous cribbing

- Convenient carrying case
- US Patent No. 7,237,762 B2

Maximum Working Pressure:
700 bar

Cylinder Kits

Adaptor sizes: 4, 11, 23 and 30mm.



5 Ton Flat Body Cylinder Kit, Single Acting

0481	Stroke mm	Min Height mm	Max Height mm
HF0503B	6	32	38
Tech Sheet 60405			

Adaptor sizes: 10, 20 and 40mm.



10 Ton Flat Body Cylinder Kit, Single Acting

0481	Stroke mm	Min Height mm	Max Height mm
HF1005B	11	43	54
Tech Sheet 60405			

Adaptor sizes: 10, 20 and 40mm.



20 Ton Flat Body Cylinder Kit, Single Acting

0481	Stroke mm	Min Height mm	Max Height mm
HF2005B	11	51	62
Tech Sheet 60405			

Adaptor sizes: 10, 20 and 40mm.



30 Ton Flat Body Cylinder Kit, Single Acting

0481	Stroke mm	Min Height mm	Max Height mm
HF3005B	13	59	72
Tech Sheet 60405			

Adaptor sizes: 10, 20 and 40mm.



50 Ton Flat Body Cylinder Kit, Single Acting

0481	Stroke mm	Min Height mm	Max Height mm
HF5006B	16	67	83
Tech Sheet 60405			

- Compact design for use in small spaces
- Ideal for pushing applications
- Plunger wiper helps seal out dirt and contamination
- Return spring ensures a quick retraction and extends the life of the spring
- Industrial hard chrome-plated plunger helps prevent scratching and corrosion
- Includes stackable 1", 2" and 3" aluminium adaptors that conveniently snap into the base of the plunger
- Includes high flow CH38F coupler and dust cap
- Convenient storage case
- Bolt-on tilt saddles available



10 Ton Low Profile Cylinder Kit

0481	Stroke mm	Min Height mm	Max Height mm
HL-1001-D	38	88	126
Tech Sheet 60404			

HYDRAULIC TOOLING & LIFTING EQUIPMENT

UK
CABVA
HYDRAULICS

Accessories

- Rubber bend restrictors
- High working pressure
- Optimum flexibility
- Lightweight

 **Working Temperature:**
-40°C to +100°C

 **Maximum Working Pressure:**
700 bar



Hose Assembly, Male NPT

0481	Thread	Length Metres
CS3814-1	3/8"	1
CS3814-2	3/8"	2
CS3814-3	3/8"	3
CS3814-4	3/8"	4
CS3814-6	3/8"	6

Tech Sheet 60403



High Flow Quick Release Coupling, NPT

0481	Thread
CH38	3/8"

Tech Sheet 60403

Bottle Jacks

- Easily adjustable extension screw (2-20 tons)
- Removable rubber carry ring for easy storage of pump handle (2-20 tons)
- Safety valve against over-loading
- Supplied with a carry grip (8 tons and over)



Manual

0481	Stroke mm	Min Height mm	Max Height mm
1412000	228	241	469
1420000	226	249	475
1430000	212	268	480
10500	178	305	483
10990	156	305	461

Tech Sheet 60403

Toe Jacks

- Low height
- Heat-treated and chrome-plated medium carbon steel cylinder
- Chrome-plated plunger improves seal life and optimises performance
- By-pass device protects hydraulic system from over-travel damage (US Patented)
- Hydraulic system is protected from internal damage by a patented by-pass mechanism (US Patent No. 5946912)

 **Maximum Working Pressure:**
700 bar



Manual

0481	Stroke mm	Min Height mm	Max Height mm
J13060	130	15	147
J13120	130	23	152
J13200	130	28	160
J13300	130	28	168

Tech Sheet 68802

Perforated for High Absorbency



The unique perforated design of the dimple roll allows the material to be used in the most efficient way.

FT Pro spill absorbents are a superior range of spill solutions designed for ultimate versatility and economical usage.



Unfold for larger spills.




Fold to use as a boom for increased absorbency.



Tear off pieces to use only what you need.

Spill Kits available in reusable carry bags with barrier tape, gloves and safety goggles.



Large range of spill absorbents for many applications and spill types.

SPILL ABSORBENTS & SPILL PREVENTION



Oil Only Heavy-duty Spill Pads

Oil only absorbents are best used outdoors to recover oil-based spills such as petroleum, diesel and solvents.



100 Pads Per Pack

0365	Size cm	Absorbency Per Pack
HDOP-100	40 x 50	108 Litres

Oil Only Spill Dimple Pads

Oil only absorbents are best used outdoors to recover oil-based spills such as petroleum, diesel and solvents.



200 Pads Per Pack

0365	Size cm	Absorbency Per Pack
SOP-200	40 x 50	128 Litres

Oil Only Perforated Dimple Rolls

Oil only absorbents are best used outdoors to recover oil-based spills such as petroleum, diesel and solvents.



2 x 40 Metre Rolls Per Pack

0365	Size	Absorbency Per Pack
OR-2-40	40cm x 40m	113 Litres

Oil Only Folded Perforated Dimple Rolls

Oil only absorbents are best used outdoors to recover oil-based spills such as petroleum, diesel and solvents.



18 Metre Rolls Per Pack

0365	Size	Absorbency Per Pack	Contents
FOR-3-18	11cm x 18m	105 Litres	3
FOR-1-18	11cm x 18m	35 Litres	1

Oil Only Spill Socks

Oil only absorbents are best used outdoors to recover oil-based spills such as petroleum, diesel and solvents.




20 Socks Per Pack

0365	Size cm	Absorbency Per Pack
SOS-20	7.6 x 120	85 Litres

General Purpose Spill Dimple Pads

As a general rule of thumb, if the spill happens indoors use a general purpose product to absorb both oil and water-based substances.



20 Pads Per Pack

0365	Size cm	Absorbency Per Pack
SGP-20	40 x 50	128 Litres

General Purpose Spill Perforated Dimple Rolls

As a general rule of thumb, if the spill happens indoors use a general purpose product to absorb both oil and water-based substances.



2 x 40 Metre Rolls Per Pack

0365	Size	Absorbency Per Pack
SGR-2-40	40cm x 40m	153 Litres

General Purpose Spill Folded Perforated Dimple Rolls

As a general rule of thumb, if the spill happens indoors use a general purpose product to absorb both oil and water-based substances.



18 Metre Rolls Per Pack

0365	Size	Absorbency Per Pack	Contents
FGR-3-18	11cm x 18m	105 Litres	3
FGR-1-18	11cm x 18m	35 Litres	1

General Purpose Spill Socks

As a general rule of thumb, if the spill happens indoors use a general purpose product to absorb both oil and water-based substances.




20 Socks Per Pack

0365	Size cm	Absorbency Per Pack
SGS-20	7.6 x 120	70 Litres

Loose Absorbents


16kg Bag

0751
CG16



Chemical Spill Pads

- Suitable for toxic, flammable, corrosive and aggressive liquids
- Fire retardant as per ASTM 726
- Low slip base layer, great for foot traffic



100 Pads Per Pack

0365	Size cm	Absorbency Per Pack
COP-100	40 x 50	78 Litres
Tech Sheet 67960		

Chemical Spill Perforated Dimple Rolls

- Suitable for toxic, flammable, corrosive and aggressive liquids
- Fire retardant as per ASTM 726
- Low slip base layer, great for foot traffic



2 x 40 Metre Rolls Per Pack

0365	Size	Absorbency Per Pack
CSR-2-40	40cm x 40m	114 Litres

Chemical Spill Socks

- Suitable for small hazardous, toxic or unknown based spills
- Absorbs both oil and water based fluids
- Once saturated, will not become slippery



20 Socks Per Pack

0365	Size cm	Absorbency Per Pack
CSS-20	8 x 120	80 Litres
Tech Sheet 67961		

Bags of Rags



0086	Weight Kg
BOR-10KG	10

Shoulder Bag Spill Kit

Kit includes:

- 1 x reusable carry bag.
- 50 metres of barrier tape.
- 2 x cable ties.
- 2 x disposal sacks.
- 2 x pairs of disposable Dura-Touch gloves.
- 1 x vented safety goggles.
- 55 x oil only dimple pads.
- 6 x 1.2 metre oil only socks.



Oil Only

0365	Absorbency Per Pack
SGK-50	50 Litres

Kit includes:

- 1 x reusable carry bag.
- 50 metres of barrier tape.
- 2 x cable ties.
- 2 x disposal sacks.
- 2 x pairs of disposable Dura-Touch gloves.
- 1 x vented safety goggles.
- 55 x general purpose dimple pads.
- 6 x 1.2 metre general purpose socks.



General Purpose

0365	Absorbency Per Pack
SGK-50	50 Litres

SPILL ABSORBENTS & SPILL PREVENTION



Carry Bag Spill Kit

Kit includes:

- 1 x reusable carry bag.
- 50 metres of barrier tape.
- 2 x cable ties.
- 2 x disposal sacks.
- 2 x pairs of disposable Dura-Touch gloves.
- 1 x vented safety goggles.
- 30 x oil only dimple pads.
- 4 x 1.2 metre oil only socks.



Oil Only

0365 **Absorbency Per Pack**
SOK-30 30 Litres

Kit includes:

- 1 x reusable carry bag.
- 50 metres of barrier tape.
- 2 x cable ties.
- 2 x disposal sacks.
- 2 x pairs of disposable Dura-Touch gloves.
- 1 x vented safety goggles.
- 30 x general purpose dimple pads.
- 4 x 1.2 metre general purpose socks.



General Purpose

0365 **Absorbency Per Pack**
SGK-30 30 Litres

Refill Kit

Kit includes:

- 50 metres of barrier tape.
- 2 x cable ties.
- 2 x disposal sacks.
- 2 x pairs of disposable Dura-Touch gloves.
- 1 x vented safety goggles.
- 55 x oil only dimple pads.
- 6 x 1.2 metre oil only socks.



Oil Only

0365 **Absorbency Per Pack**
SOK-50-REFILL 50 Litres

Kit includes:

- 50 metres of barrier tape.
- 2 x cable ties.
- 2 x disposal sacks.
- 2 x pairs of disposable Dura-Touch gloves.
- 1 x vented safety goggles.
- 30 x oil only dimple pads.
- 4 x 1.2 metre oil only socks.



Oil Only

0365 **Absorbency Per Pack**
SOK-30-REFILL 30 Litres

Kit includes:

- 50 metres of barrier tape.
- 2 x cable ties.
- 2 x disposal sacks.
- 2 x pairs of disposable Dura-Touch gloves.
- 1 x vented safety goggles.
- 55 x general purpose dimple pads.
- 6 x 1.2 metre general purpose socks.



General Purpose

0365 **Absorbency Per Pack**
SGK-50-REFILL 50 Litres

Kit includes:

- 50 metres of barrier tape.
- 2 x cable ties.
- 2 x disposal sacks.
- 2 x pairs of disposable Dura-Touch gloves.
- 1 x vented safety goggles.
- 30 x general purpose dimple pads.
- 4 x 1.2 metre general purpose socks.



General Purpose

0365 **Absorbency Per Pack**
SGK-30-REFILL 30 Litres

ISO 32 Hydraulic Oil

Quality mineral hydraulic oil with good anti-wear performance, oxidation resistance, corrosion protection, low pour, air release and anti-foam properties.

Conforms to DIN 51524 11.



20 Litre Drum

0026	Volume Litres
2020-0333	20
Tech Sheet 544	

ISO 46 Hydraulic Oil

Hydraulic oil 46 is blended to ISO 46 viscosity grade requirements and is suitable for use in a wide range of mobile and static hydraulic equipment.

Benefits include: Excellent anti-wear, anti-corrosion, anti-rust performance, low air retention/air entrainment, low foaming and good thermal stability and resistance to oxidation.

Confirms to DIN 51524, Part 2 (HLP).



20 Litre Drum

0026	Volume Litres
ISO 46	20
Tech Sheet 10318	

10W Hydraulic Oil

Hydraulic Oil 10W is a high performance hydraulic oil formulated from solvent refined paraffinic base oils and high performance additives designed to meet a wide range of heavy-duty hydraulic equipment requirements.

Benefits include: Good deposit control, good anti-sludge and varnish resistance, excellent anti-wear and corrosion protection.

Oxidation stability, dispersant/detergent properties and wide temperature range.

High viscosity index promotes high oil pressure.

Conforms to API: SF/CD and MIL-L-2104C.



20 Litre Drum

0026	Volume Litres
10W OIL	20
Tech Sheet 3147	

ATF Dexron II

ATF Dexron II is a high performance multi-application fluid. The high viscosity index and low pour point makes this product ideal for use in hydraulic systems and power steering.

Conforms to GM Dexron II D and GM 6137-M.



20 Litre Drum

0026	Volume Litres
ATF II	20
Tech Sheet 3148	

For **Workshop Fluid Transfer**
see pages **1655-1656**




SPILL ABSORBENTS & SPILL PREVENTION



Trays

Made from 100% polyethylene, these spill trays come with a removable grid and are ideal for ensuring drips and spills are contained correctly.

Applications: Truck and machinery leaks, machine part cleaning, ink solvent storage, battery storage and chemical dosing points.



Banded Spill Trays

0480	Capacity Litres	Weight Kg	Height mm	Length mm	Width mm	Max Working Load Kg
ST20	22	3.5	175	595	395	55
ST30	31	4.5	170	805	405	55
ST40	43	7	170	800	605	105
ST60	63	10	200	1000	605	205
ST100	104	14	185	1195	795	205

Tech Sheet 67968

Drain Cover

An integral part of any spill response plan, drain covers go hand in hand with spill response kits. They can also be used proactively, to seal off drains prior to deliveries or refuelling taking place, to ensure leaks and spills are kept out of the drainage system.



Magnetic Drain Cover

0480	Height mm	Length mm	Thickness mm
MDC03	600	600	0.9

Tech Sheet 67970

Drum Spill Containment

Manufactured from medium density polyethylene, these pallets comply with the guidelines issued by environment agencies. They are robust, resistant to most chemicals and come with a removable grid.



Banded Drum Pallets

0480	Capacity Litres	Weight Kg	Height mm	Length mm	Width mm	Max Working Load Kg
BP2-205	240	24	330	1220	820	650
BP4-205	410	40	370	1310	1310	1250

Tech Sheet 67969

Absorbent Dispensing Stations

Ideal for day-to-day housekeeping or responding to minor spills, these polyethylene cabinets are specifically designed for dispensing absorbents. Accepts rolls up to 550mm diameter x 520mm wide.

Weight: 20kg.

Absorbents not included.



Open Front Absorbent Centre, Polyethylene

0480	Size
POLY-STATION	64cm x 58cm x 118cm

Floor standing with single roll holder and workstation cabinet. Welded together to provide a safe and secure fixing.

Weight: 29kg.

Absorbents not included.



Combined Absorbent Centre, Steel

0480	Size
WSHOP-STATION	66cm x 42cm x 150.5cm

Twin wall mounted absorbent roll holders.

Weight: 10.5kg.

Absorbents not included.



Wall Mountable Twin Roll Holder, Steel

0480	Size
WALL-STATION	66cm x 42cm x 89cm